

Test Laboratory: Compliance Certification Services
File Name: 1_C1_L-CH.da4

DUT: D-Link Type & Serial Number: DWL-G650
Program: EUT Setup Configuration 1 ; Low Channel

Communication System: DSSS; Frequency: 2412 MHz; Duty Cycle: 1:1
Medium: Muscle 2450 MHz ($\sigma = 2.0356$ mho/m, $\epsilon = 53.0651$, $\rho = 1000$ kg/m³)
Phantom section: FlatSection

DASY4 Configuration:

- Probe: ET3DV6 - SN1578; ConvF(4.1, 4.1, 4.1); Calibrated: 2/22/2002
- Sensor-Surface: 4mm (Mechanical Surface Detection)
- Electronics: DAE3 Sn500; Calibrated: 2/26/2002
- Phantom: - TP: SAM 2
- Software: DASY4, V4.0 Build 51

Zoom Scan (7x7x7)/Cube 0: Measurement grid: dx=5mm, dy=5mm


Reference Value = 6.79 V/m

Peak SAR = 0.227 mW/g

SAR(1 g) = 0.0943 mW/g; SAR(10 g) = 0.0512 mW/g

Power Drift = -0.002 dB

Area Scan (11x11x1): Measurement grid: dx=10mm, dy=10mm



Test Laboratory: Compliance Certification Services
File Name: 2_C1_M-CH.da4

DUT: D-Link Type & Serial Number: DWL-G650
Program: EUT Setup Configuration 1; Middle Channel

Communication System: DSSS; Frequency: 2437 MHz; Duty Cycle: 1:1
Medium: Muscle 2450 MHz ($\sigma = 2.0356$ mho/m, $\epsilon = 53.0651$, $\rho = 1000$ kg/m³)
Phantom section: FlatSection

DASY4 Configuration:

- Probe: ET3DV6 - SN1578; ConvF(4.1, 4.1, 4.1); Calibrated: 2/22/2002
- Sensor-Surface: 4mm (Mechanical Surface Detection)
- Electronics: DAE3 Sn500; Calibrated: 2/26/2002
- Phantom: - TP: SAM 2
- Software: DASY4, V4.0 Build 51

Zoom Scan (7x7x7)/Cube 0: Measurement grid: dx=5mm, dy=5mm

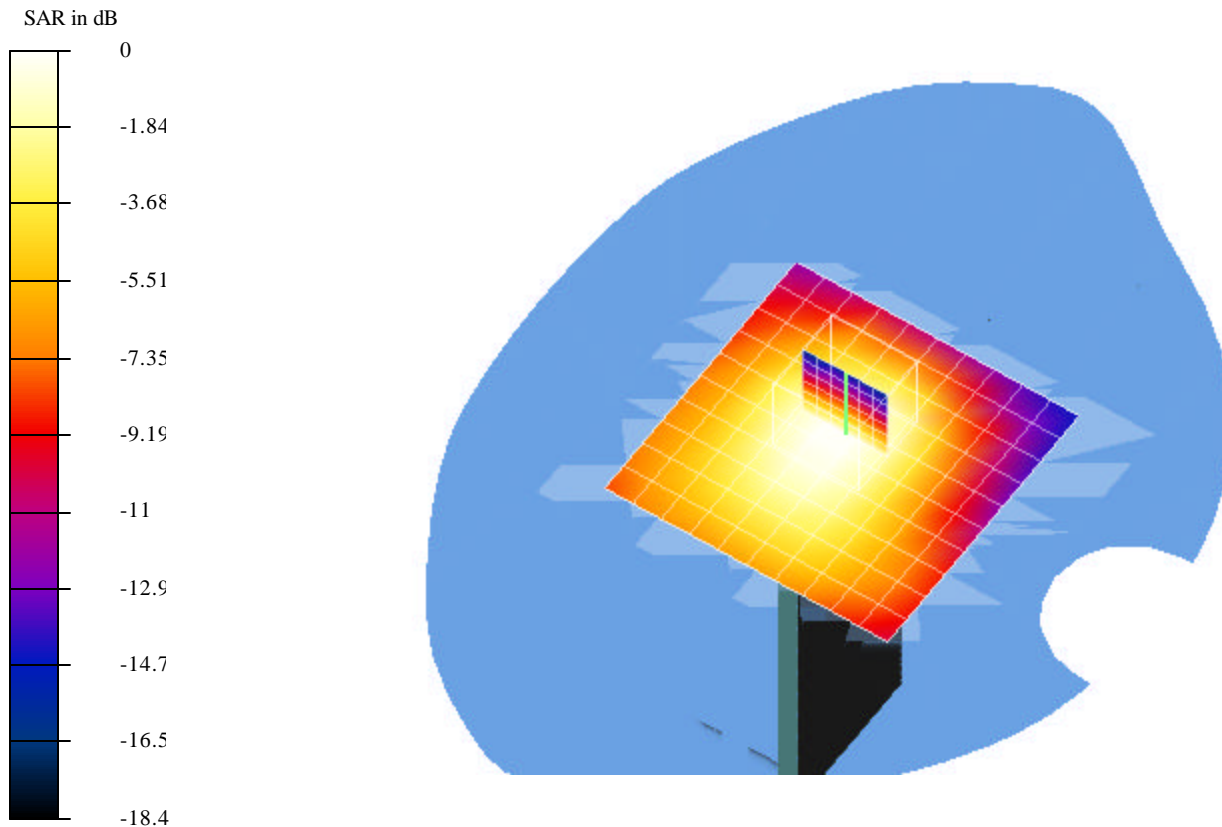
Reference Value = 7.7 V/m

Peak SAR = 0.306 mW/g

SAR(1 g) = 0.123 mW/g; SAR(10 g) = 0.064 mW/g

Power Drift = -0.03 dB

Area Scan (11x11x1): Measurement grid: dx=10mm, dy=10mm



Test Laboratory: Compliance Certification Services

File Name: 3_C1_H-CH.da4

DUT: D-Link Type & Serial Number: DWL-G650

Program: EUT Setup Configuration 1; High Channel

Communication System: DSSS; Frequency: 2462 MHz; Duty Cycle: 1:1

Medium: Muscle 2450 MHz ($\sigma = 2.0356$ mho/m, $\epsilon = 53.0651$, $\rho = 1000$ kg/m³)

Phantom section: FlatSection

DASY4 Configuration:

- Probe: ET3DV6 - SN1578; ConvF(4.1, 4.1, 4.1); Calibrated: 2/22/2002

- Sensor-Surface: 4mm (Mechanical Surface Detection)

- Electronics: DAE3 Sn500; Calibrated: 2/26/2002

- Phantom: - TP: SAM 2

- Software: DASY4, V4.0 Build 51

Zoom Scan (7x7x7)/Cube 0: Measurement grid: dx=5mm, dy=5mm


Reference Value = 8.77 V/m

Peak SAR = 0.434 mW/g

SAR(1 g) = 0.171 mW/g; SAR(10 g) = 0.0884 mW/g

Power Drift = 0.1 dB

Area Scan (11x11x1): Measurement grid: dx=10mm, dy=10mm



Test Laboratory: Compliance Certification Services
File Name: 1_C2_L-CH.da4

DUT: D-Link Type & Serial Number: DWL-G650
Program: EUT Setup Configuration 2; Low Channel

Communication System: D-Link; Frequency: 2412 MHz; Duty Cycle: 1:1
Medium: Muscle 2450 MHz ($\sigma = 2.0356$ mho/m, $\epsilon = 53.0651$, $\rho = 1000$ kg/m³)
Phantom section: FlatSection

DASY4 Configuration:

- Probe: ET3DV6 - SN1578; ConvF(4.1, 4.1, 4.1); Calibrated: 2/22/2002
- Sensor-Surface: 4mm (Mechanical Surface Detection)
- Electronics: DAE3 Sn500; Calibrated: 2/26/2002
- Phantom: - TP: SAM 2
- Software: DASY4, V4.0 Build 51

Zoom Scan (7x7x7)/Cube 0: Measurement grid: dx=5mm, dy=5mm

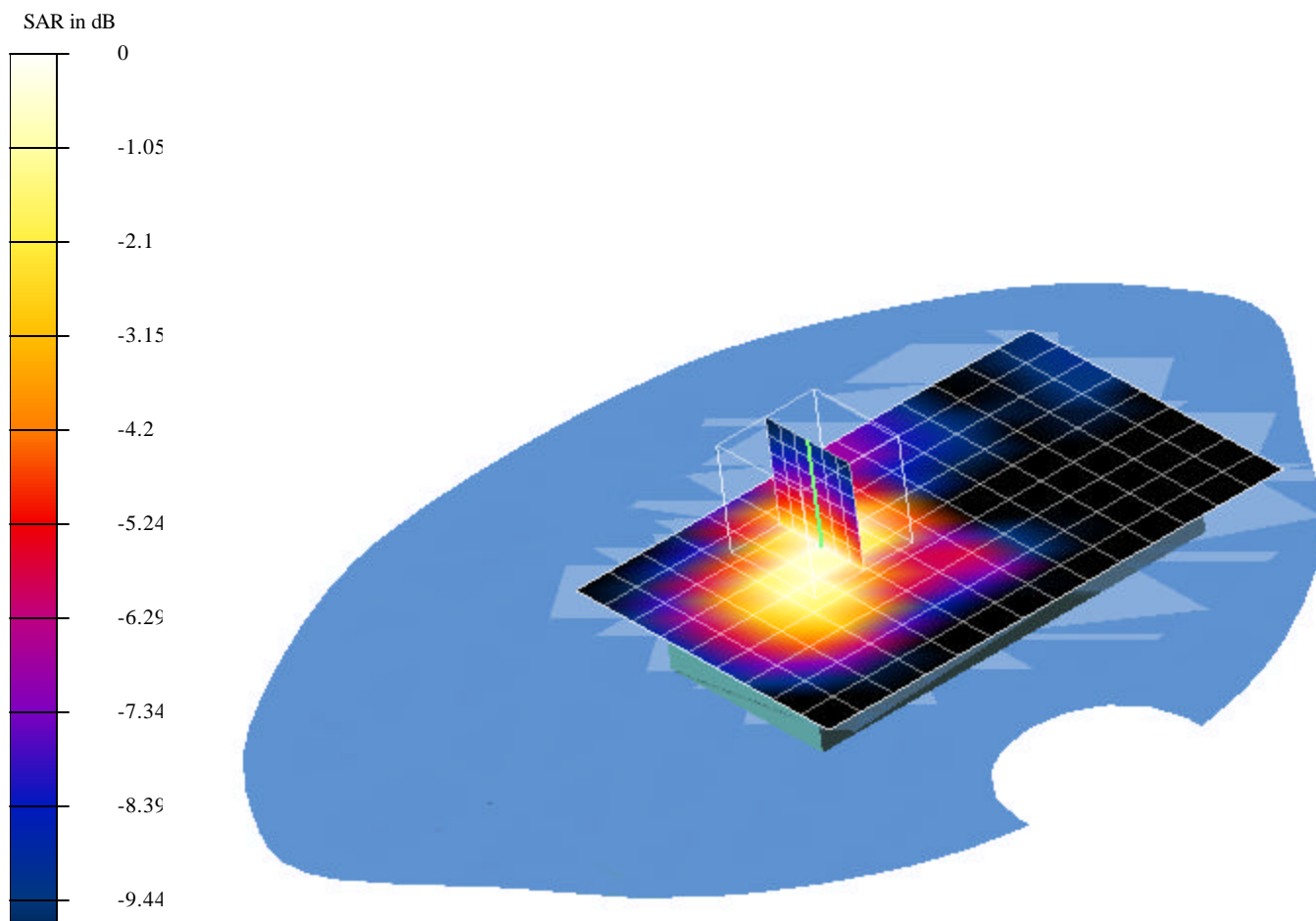
Reference Value = 15.2 V/m

Peak SAR = 1.48 mW/g

SAR(1 g) = 0.6 mW/g; SAR(10 g) = 0.329 mW/g

Power Drift = -0.02 dB

Area Scan (10x15x1): Measurement grid: dx=10mm, dy=10mm



Test Laboratory: Compliance Certification Services
File Name: 2_C2_M-CH.da4

DUT: D-Link Type & Serial Number: DWL-G650
Program: EUT Setup Configuration 2; Middle Channel

Communication System: DSSS; Frequency: 2437 MHz; Duty Cycle: 1:1
Medium: Muscle 2450 MHz ($\sigma = 2.0356$ mho/m, $\epsilon = 53.0651$, $\rho = 1000$ kg/m³)
Phantom section: FlatSection

DASY4 Configuration:

- Probe: ET3DV6 - SN1578; ConvF(4.1, 4.1, 4.1); Calibrated: 2/22/2002
- Sensor-Surface: 4mm (Mechanical Surface Detection)
- Electronics: DAE3 Sn500; Calibrated: 2/26/2002
- Phantom: - TP: SAM 2
- Software: DASY4, V4.0 Build 51

Zoom Scan (7x7x7)/Cube 0: Measurement grid: dx=5mm, dy=5mm


Reference Value = 15.5 V/m

Peak SAR = 1.68 mW/g

SAR(1 g) = 0.672 mW/g; SAR(10 g) = 0.339 mW/g

Power Drift = -0.06 dB

Area Scan (11x15x1): Measurement grid: dx=10mm, dy=10mm



Test Laboratory: Compliance Certification Services
File Name: 3_C2_H-CH.da4

DUT: D-Link Type & Serial Number: DWL-G650
Program: EUT Setup Configuration 2; High Channel

Communication System: DSSS; Frequency: 2462 MHz; Duty Cycle: 1:1
Medium: Muscle 2450 MHz ($\sigma = 2.0356$ mho/m, $\epsilon = 53.0651$, $\rho = 1000$ kg/m³)
Phantom section: FlatSection

DASY4 Configuration:

- Probe: ET3DV6 - SN1578; ConvF(4.1, 4.1, 4.1); Calibrated: 2/22/2002
- Sensor-Surface: 4mm (Mechanical Surface Detection)
- Electronics: DAE3 Sn500; Calibrated: 2/22/2002
- Phantom: - TP: SAM 2
- Software: DASY4, V4.0 Build 51

Zoom Scan (7x7x7)/Cube 0: Measurement grid: dx=5mm, dy=5mm

Reference Value = 17.4 V/m

Peak SAR = 2.04 mW/g

SAR(1 g) = 0.794 mW/g; SAR(10 g) = 0.392 mW/g

Power Drift = -0.06 dB

Area Scan (11x15x1): Measurement grid: dx=10mm, dy=10mm

