

**2.8. Test Photo**

Test Mode : Mode 1: Transmit (Adapter: AMS1-0501200FU)

Description : Front View of Conducted Emission Test Setup



Test Mode : Mode 1: Transmit (Adapter: AMS1-0501200FU)

Description : Back View of Conducted Emission Test Setup




Test Mode : Mode 2: Transmit (Adapter: MU06-9050120-A1)

Description : Front View of Conducted Emission Test Setup



Test Mode : Mode 2: Transmit (Adapter: MU06-9050120-A1)


Description : Back View of Conducted Emission Test Setup



**4.8. Test Photo**


Test Mode : Mode 1: Transmit (Adapter: AMS1-0501200FU)

Description : Front View of Radiated Emission Test Setup (Bilog)




Test Mode : Mode 1: Transmit (Adapter: AMS1-0501200FU)


Description : Back View of Radiated Emission Test Setup (Bilog)




Test Mode : Mode 1: Transmit (Adapter: AMS1-0501200FU)  
Description : Front View of Radiated Emission Test Setup (Horn)



Test Mode : Mode 1: Transmit (Adapter: AMS1-0501200FU)  
Description : Back View of Radiated Emission Test Setup (Horn)



Test Mode : Mode 2: Transmit (Adapter: MU06-9050120-A1)  
Description : Front View of Radiated Emission Test Setup (Bilog)



Test Mode : Mode 2: Transmit (Adapter: MU06-9050120-A1)  
Description : Back View of Radiated Emission Test Setup (Bilog)

