

6. Radiated Emission Band Edge

6.1. Test Equipment

The following test equipments are used during the test:

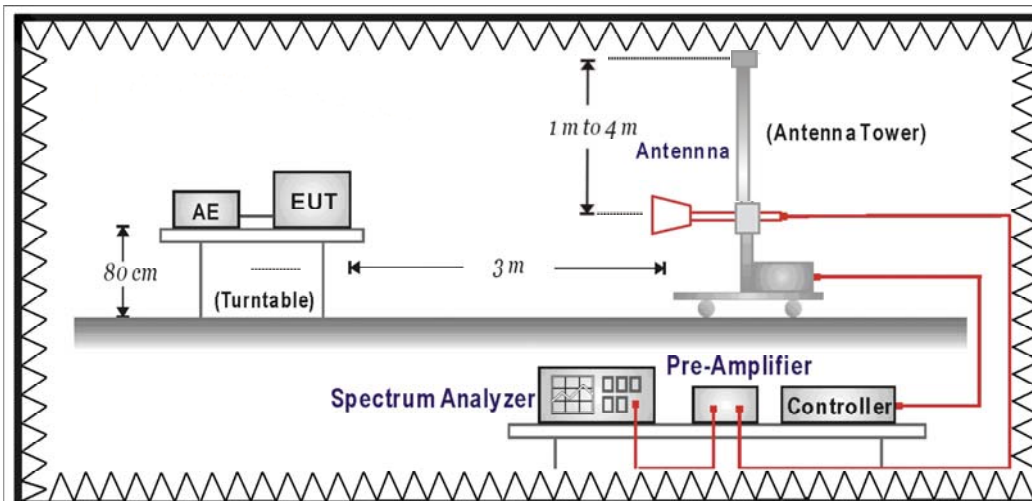
Band Edge / CB1

Instrument	Manufacturer	Model No.	Serial No	Next Cal. Date
Horn Antenna	Schwarzback	BBHA 9120D	743	2011/03/14
Spectrum Analyzer	Agilent	E4440A	MY46187335	2011/01/14
Coaxial Cable	Huber+Suhner AG	Sucoflex 102	25623/2	2011/04/07

Note: 1. All equipments that need to calibrate are with calibration period of 1 year.

6.2. Test Setup

RF Radiated Measurement:



6.3. Limits

Emissions radiated outside of the specified frequency bands, except for harmonics, shall be attenuated by at least 20dB below the level of the fundamental or to the general radiated emission limits in paragraph 15.209, whichever is the lesser attenuation.

6.4. Test Procedure

The EUT was setup according to ANSI C63.4: 2009 and tested according to DTS test procedure of Oct 2002 KDB558074 for compliance to FCC 47CFR 15.247 requirements. The EUT and its simulators are placed on a turn table which is 0.8 meter above ground. The turn table can rotate 360 degrees to determine the position of the maximum emission level. The EUT was positioned such that the distance from antenna to the EUT was 3 meters.

The antenna can move up and down between 1 meter and 4 meters to find out the maximum emission level.

Both horizontal and vertical polarization of the antenna are set on measurement. In order to find the maximum emission, all of the interface cables must be manipulated according to ANSI C63.4: 2009 on radiated measurement.

6.5. Test Specification

According to FCC Part 15 Subpart C Paragraph 15.247: 2009

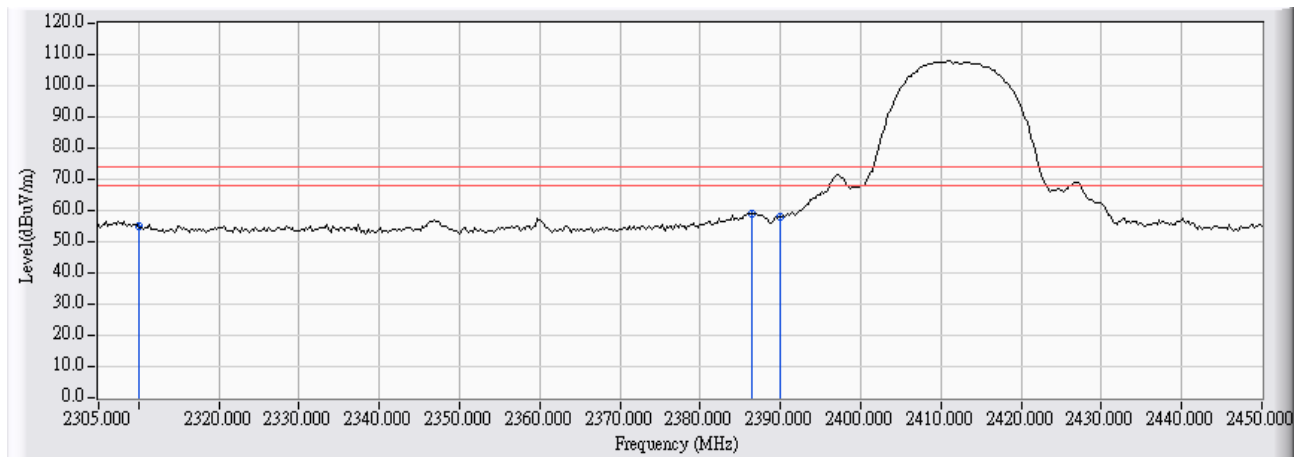
6.6. Uncertainty

The measurement uncertainty
 ± 3.9 dB above 1GHz

6.7. Test Result

Radiated is defined as

Site : CB1	Time : 2010/10/08 - 15:40
Limit : FCC_SpartC_15.209_03M_PK	Margin : 6
Probe : FCC_EFS_1-18G - HORIZONTAL	Power : AC 120V/60Hz
EUT : Wireless N Day/Night Home Network Camera	Note : Mode 1: Transmit (Adapter: AMS1-0501200FU) -802.11b-2412MHz

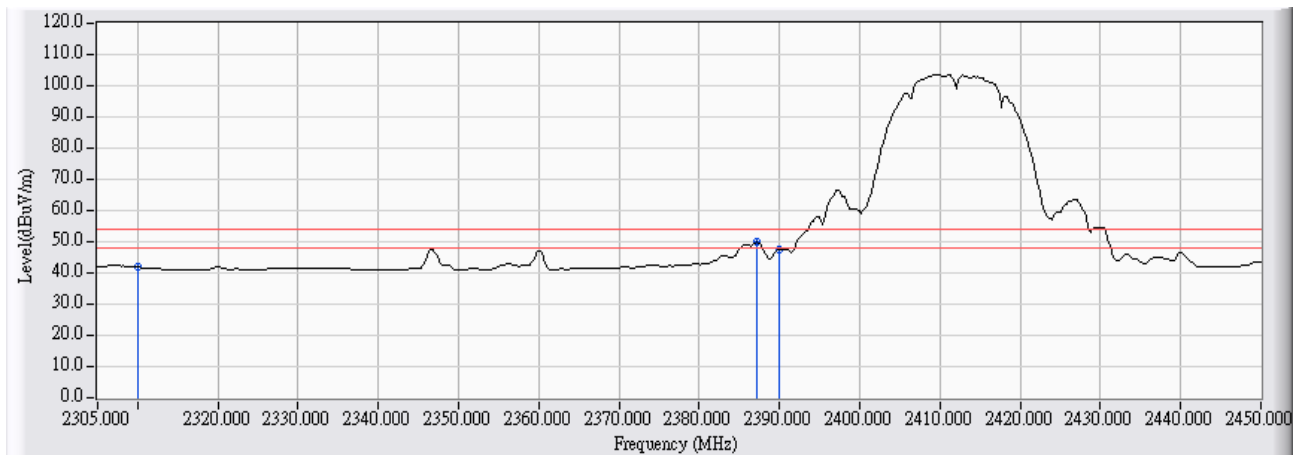


	Frequency (MHz)	Correct Factor (dB)	Reading Level (dBuV)	Measure Level (dBuV/m)	Margin (dB)	Limit (dBuV/m)	Detector Type
1	2310.000	27.154	27.755	54.909	-19.091	74.000	PEAK
2	* 2386.442	27.531	31.522	59.054	-14.946	74.000	PEAK
3	2390.000	27.549	30.332	57.881	-16.119	74.000	PEAK

Note:

1. All readings above 1GHz are performed with peak and/or average measurements as necessary.
2. Peak measurements: RBW = 1MHz, VBW = 3 MHz, Sweep: Auto.
3. Average measurements: RBW = 1MHz, VBW = 10 Hz, Sweep: Auto.
4. “ * ”, means this data is the worst emission level.
5. Measurement Level = Reading Level + Correct Factor.
6. The average measurement was not performed when the peak measured data under the limit of average detection.

Site : CB1	Time : 2010/10/08 - 15:39
Limit : FCC_SpartC_15.209_03M_AV	Margin : 6
Probe : FCC_EFS_1-18G - HORIZONTAL	Power : AC 120V/60Hz
EUT : Wireless N Day/Night Home Network Camera	Note : Mode 1: Transmit (Adapter: AMS1-0501200FU) -802.11b-2412MHz

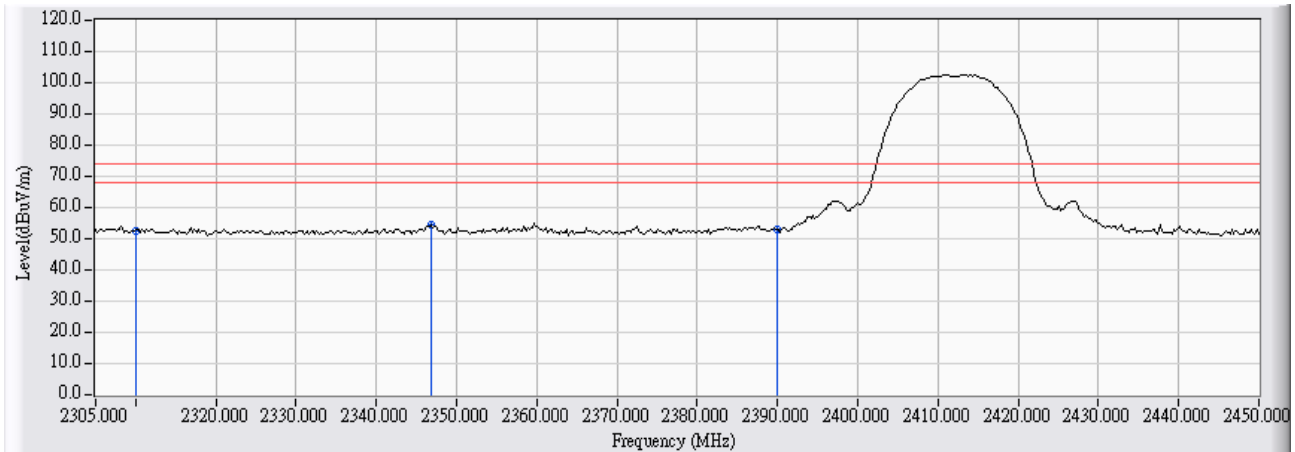


	Frequency (MHz)	Correct Factor (dB)	Reading Level (dBuV)	Measure Level (dBuV/m)	Margin (dB)	Limit (dBuV/m)	Detector Type
1	2310.000	27.154	14.740	41.894	-12.106	54.000	AVERAGE
2	* 2387.167	27.535	22.271	49.806	-4.194	54.000	AVERAGE
3	2390.000	27.549	19.925	47.474	-6.526	54.000	AVERAGE

Note:

1. All readings above 1GHz are performed with peak and/or average measurements as necessary.
2. Peak measurements: RBW = 1MHz, VBW = 3 MHz, Sweep: Auto.
3. Average measurements: RBW = 1MHz, VBW = 10 Hz, Sweep: Auto.
4. “ * ”, means this data is the worst emission level.
5. Measurement Level = Reading Level + Correct Factor.
6. The average measurement was not performed when the peak measured data under the limit of average detection.

Site : CB1	Time : 2010/10/08 - 17:24
Limit : FCC_SpartC_15.209_03M_PK	Margin : 6
Probe : FCC_EFS_1-18G - VERTICAL	Power : AC 120V/60Hz
EUT : Wireless N Day/Night Home Network Camera	Note : Mode 1: Transmit (Adapter: AMS1-0501200FU) -802.11b-2412MHz

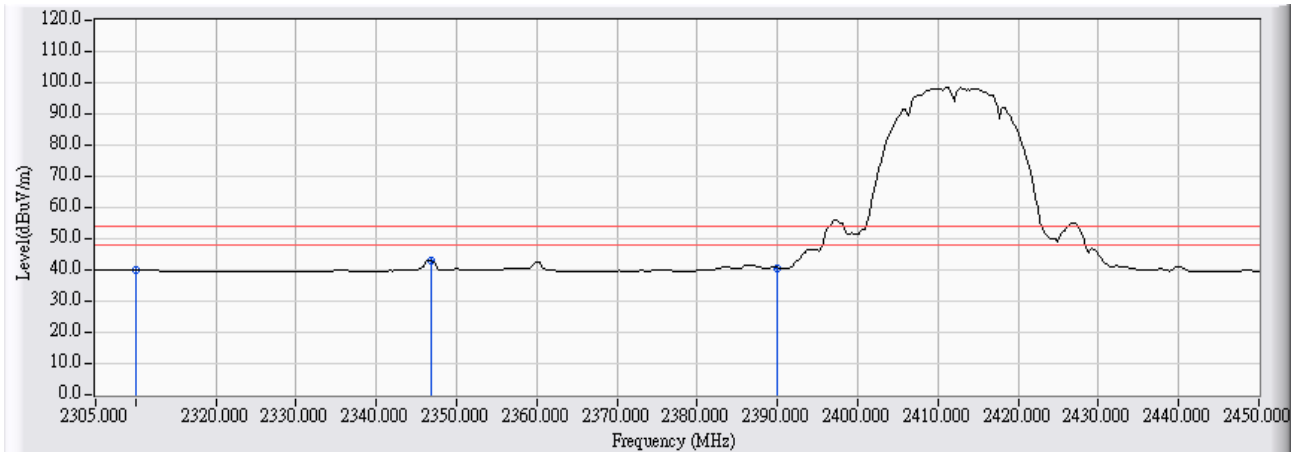


	Frequency (MHz)	Correct Factor (dB)	Reading Level (dBuV)	Measure Level (dBuV/m)	Margin (dB)	Limit (dBuV/m)	Detector Type
1	2310.000	27.780	24.874	52.654	-21.346	74.000	PEAK
2	* 2346.808	27.595	26.705	54.300	-19.700	74.000	PEAK
3	2390.000	27.371	25.646	53.016	-20.984	74.000	PEAK

Note:

1. All readings above 1GHz are performed with peak and/or average measurements as necessary.
2. Peak measurements: RBW = 1MHz, VBW = 3 MHz, Sweep: Auto.
3. Average measurements: RBW = 1MHz, VBW = 10 Hz, Sweep: Auto.
4. " * ", means this data is the worst emission level.
5. Measurement Level = Reading Level + Correct Factor.
6. The average measurement was not performed when the peak measured data under the limit of average detection.

Site : CB1	Time : 2010/10/08 - 17:26
Limit : FCC_SpartC_15.209_03M_AV	Margin : 6
Probe : FCC_EFS_1-18G - VERTICAL	Power : AC 120V/60Hz
EUT : Wireless N Day/Night Home Network Camera	Note : Mode 1: Transmit (Adapter: AMS1-0501200FU) -802.11b-2412MHz

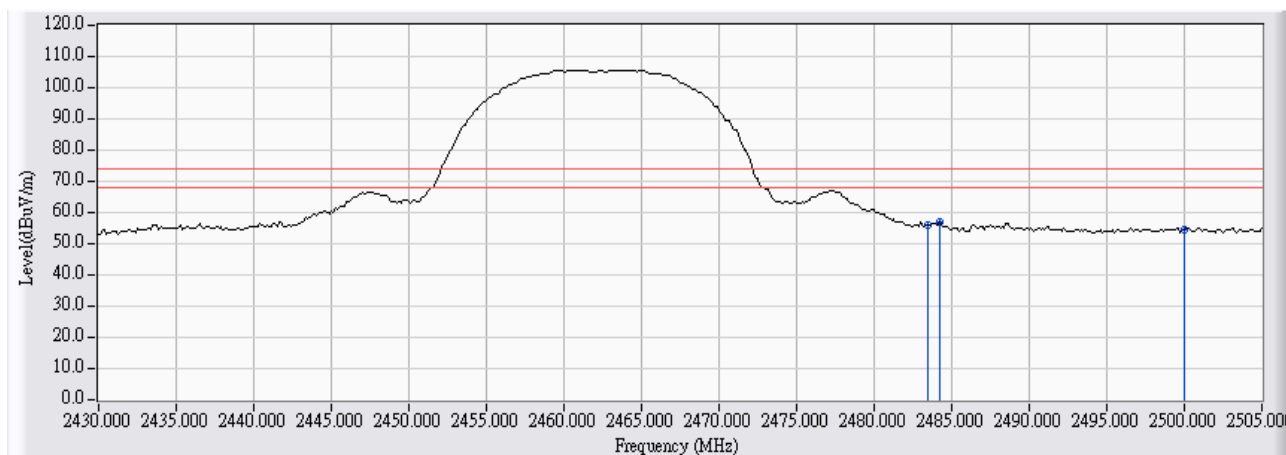


	Frequency (MHz)	Correct Factor (dB)	Reading Level (dBuV)	Measure Level (dBuV/m)	Margin (dB)	Limit (dBuV/m)	Detector Type
1	2310.000	27.780	12.178	39.958	-14.042	54.000	AVERAGE
2	* 2346.808	27.595	15.515	43.110	-10.890	54.000	AVERAGE
3	2390.000	27.371	13.335	40.705	-13.295	54.000	AVERAGE

Note:

1. All readings above 1GHz are performed with peak and/or average measurements as necessary.
2. Peak measurements: RBW = 1MHz, VBW = 3 MHz, Sweep: Auto.
3. Average measurements: RBW = 1MHz, VBW = 10 Hz, Sweep: Auto.
4. “ * ”, means this data is the worst emission level.
5. Measurement Level = Reading Level + Correct Factor.
6. The average measurement was not performed when the peak measured data under the limit of average detection.

Site : CB1	Time : 2010/10/08 - 17:44
Limit : FCC_SpartC_15.209_03M_PK	Margin : 6
Probe : FCC_EFS_1-18G - HORIZONTAL	Power : AC 120V/60Hz
EUT : Wireless N Day/Night Home Network Camera	Note : Mode 1: Transmit (Adapter: AMS1-0501200FU) -802.11b-2462MHz

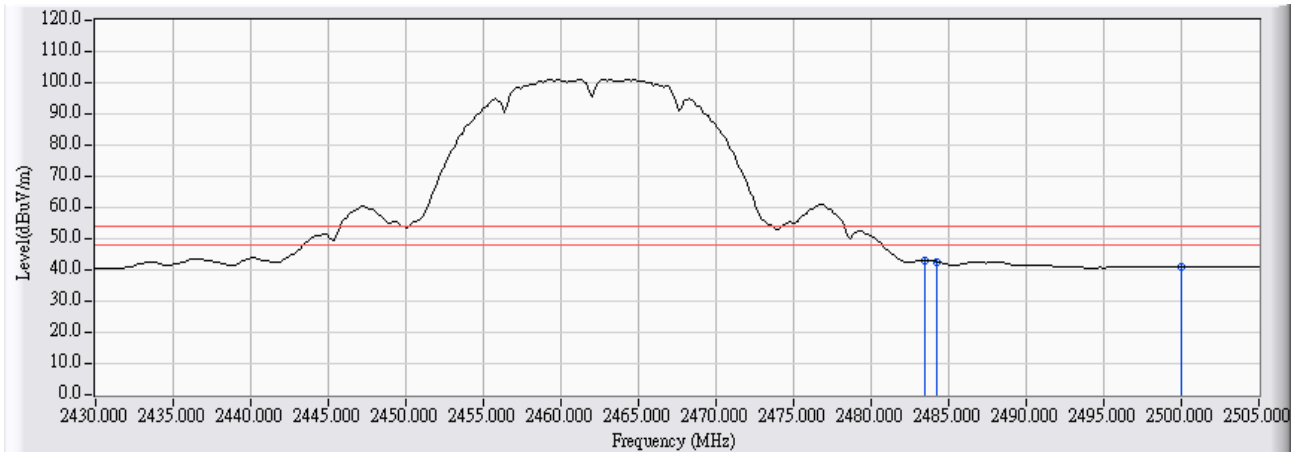


	Frequency (MHz)	Correct Factor (dB)	Reading Level (dBuV)	Measure Level (dBuV/m)	Margin (dB)	Limit (dBuV/m)	Detector Type
1	2483.500	28.018	27.857	55.875	-18.125	74.000	PEAK
2	* 2484.250	28.022	29.102	57.124	-16.876	74.000	PEAK
3	2500.000	28.097	26.628	54.725	-19.275	74.000	PEAK

Note:

1. All readings above 1GHz are performed with peak and/or average measurements as necessary.
2. Peak measurements: RBW = 1MHz, VBW = 3 MHz, Sweep: Auto.
3. Average measurements: RBW = 1MHz, VBW = 10 Hz, Sweep: Auto.
4. “ * ”, means this data is the worst emission level.
5. Measurement Level = Reading Level + Correct Factor.
6. The average measurement was not performed when the peak measured data under the limit of average detection.

Site : CB1	Time : 2010/10/08 - 17:45
Limit : FCC_SpartC_15.209_03M_AV	Margin : 6
Probe : FCC_EFS_1-18G - HORIZONTAL	Power : AC 120V/60Hz
EUT : Wireless N Day/Night Home Network Camera	Note : Mode 1: Transmit (Adapter: AMS1-0501200FU) -802.11b-2462MHz

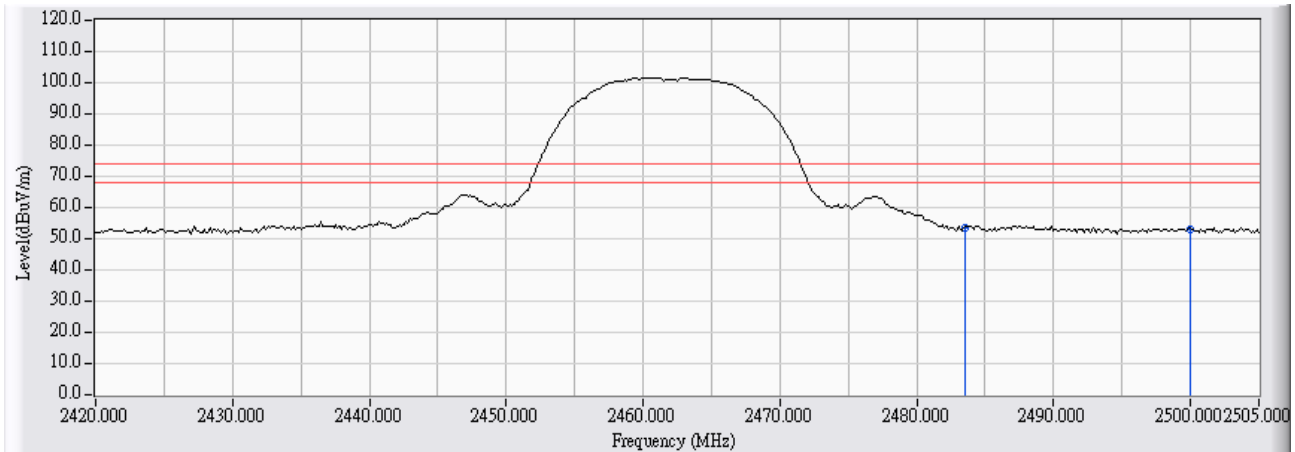


		Frequency (MHz)	Correct Factor (dB)	Reading Level (dBuV)	Measure Level (dBuV/m)	Margin (dB)	Limit (dBuV/m)	Detector Type
1	*	2483.500	28.018	15.122	43.140	-10.860	54.000	AVERAGE
2		2484.250	28.022	14.714	42.736	-11.264	54.000	AVERAGE
3		2500.000	28.097	12.944	41.041	-12.959	54.000	AVERAGE

Note:

1. All readings above 1GHz are performed with peak and/or average measurements as necessary.
2. Peak measurements: RBW = 1MHz, VBW = 3 MHz, Sweep: Auto.
3. Average measurements: RBW = 1MHz, VBW = 10 Hz, Sweep: Auto.
4. “ * ”, means this data is the worst emission level.
5. Measurement Level = Reading Level + Correct Factor.
6. The average measurement was not performed when the peak measured data under the limit of average detection.

Site : CB1	Time : 2010/10/08 - 19:05
Limit : FCC_SpartC_15.209_03M_PK	Margin : 6
Probe : FCC_EFS_1-18G - VERTICAL	Power : AC 120V/60Hz
EUT : Wireless N Day/Night Home Network Camera	Note : Mode 1: Transmit (Adapter: AMS1-0501200FU) -802.11b-2462MHz

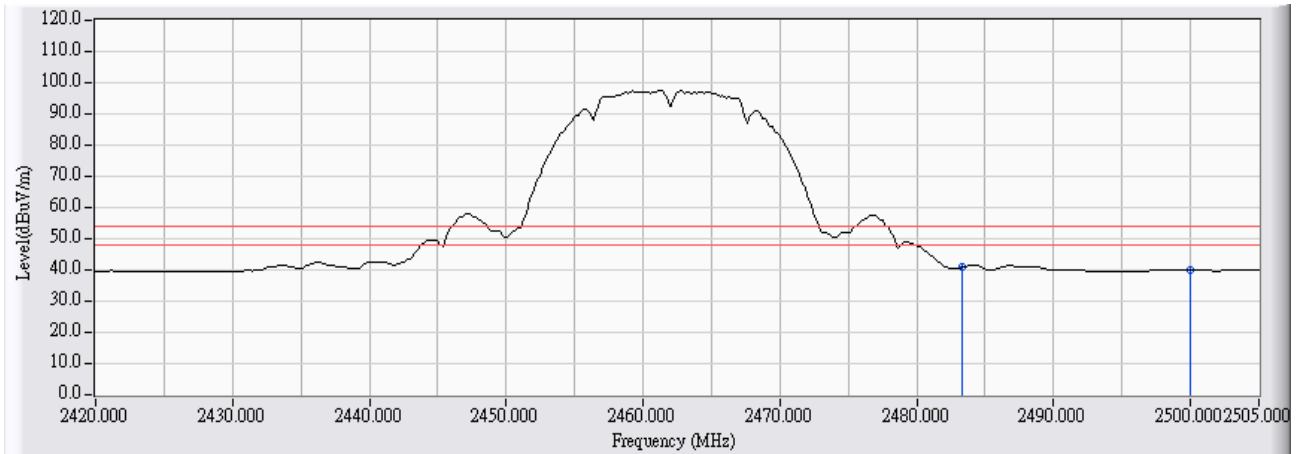


		Frequency (MHz)	Correct Factor (dB)	Reading Level (dBuV)	Measure Level (dBuV/m)	Margin (dB)	Limit (dBuV/m)	Detector Type
1	*	2483.500	26.896	26.780	53.677	-20.323	74.000	PEAK
2		2500.000	26.834	26.149	52.983	-21.017	74.000	PEAK

Note:

1. All readings above 1GHz are performed with peak and/or average measurements as necessary.
2. Peak measurements: RBW = 1MHz, VBW = 3 MHz, Sweep: Auto.
3. Average measurements: RBW = 1MHz, VBW = 10 Hz, Sweep: Auto.
4. " * ", means this data is the worst emission level.
5. Measurement Level = Reading Level + Correct Factor.
6. The average measurement was not performed when the peak measured data under the limit of average detection.

Site : CB1	Time : 2010/10/08 - 19:08
Limit : FCC_SpartC_15.209_03M_AV	Margin : 6
Probe : FCC_EFS_1-18G - VERTICAL	Power : AC 120V/60Hz
EUT : Wireless N Day/Night Home Network Camera	Note : Mode 1: Transmit (Adapter: AMS1-0501200FU) -802.11b-2462MHz

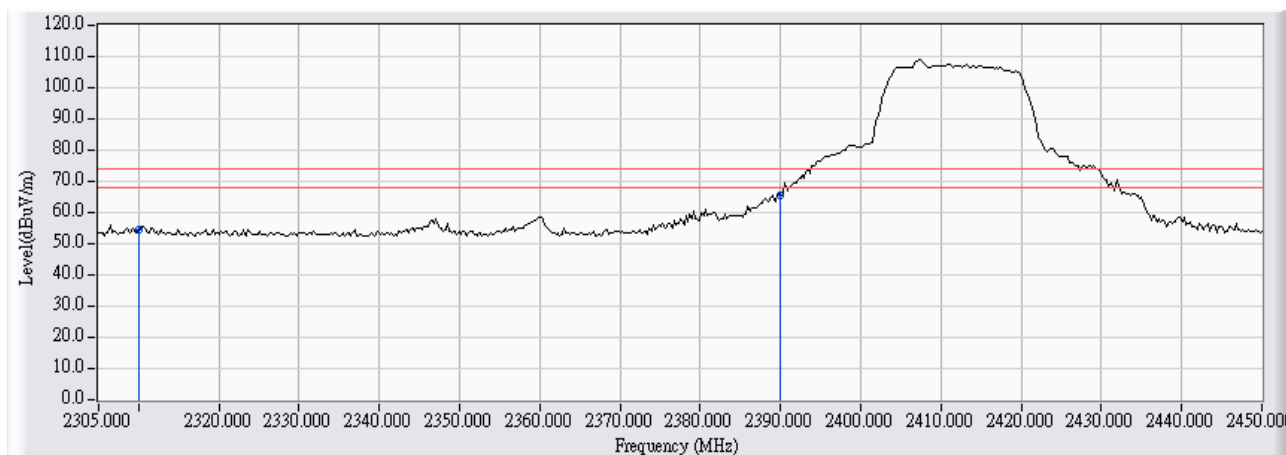


		Frequency (MHz)	Correct Factor (dB)	Reading Level (dBuV)	Measure Level (dBuV/m)	Margin (dB)	Limit (dBuV/m)	Detector Type
1	*	2483.350	26.897	13.964	40.861	-13.139	54.000	AVERAGE
2		2500.000	26.834	13.045	39.879	-14.121	54.000	AVERAGE

Note:

1. All readings above 1GHz are performed with peak and/or average measurements as necessary.
2. Peak measurements: RBW = 1MHz, VBW = 3 MHz, Sweep: Auto.
3. Average measurements: RBW = 1MHz, VBW = 10 Hz, Sweep: Auto.
4. “ * ”, means this data is the worst emission level.
5. Measurement Level = Reading Level + Correct Factor.
6. The average measurement was not performed when the peak measured data under the limit of average detection.

Site : CB1	Time : 2010/10/08 - 15:42
Limit : FCC_SpartC_15.209_03M_PK	Margin : 6
Probe : FCC_EFS_1-18G - HORIZONTAL	Power : AC 120V/60Hz
EUT : Wireless N Day/Night Home Network Camera	Note : Mode 1: Transmit (Adapter: AMS1-0501200FU) -802.11g-2412MHz

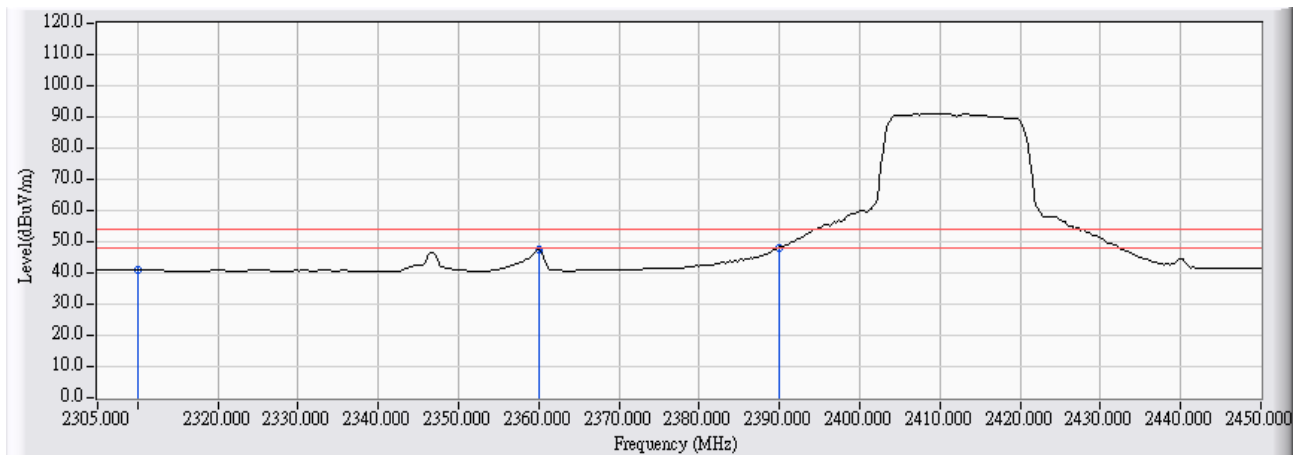


	Frequency (MHz)	Correct Factor (dB)	Reading Level (dBuV)	Measure Level (dBuV/m)	Margin (dB)	Limit (dBuV/m)	Detector Type
1	2310.000	27.154	27.131	54.285	-19.715	74.000	PEAK
2	* 2390.000	27.549	38.186	65.735	-8.265	74.000	PEAK

Note:

1. All readings above 1GHz are performed with peak and/or average measurements as necessary.
2. Peak measurements: RBW = 1MHz, VBW = 3 MHz, Sweep: Auto.
3. Average measurements: RBW = 1MHz, VBW = 10 Hz, Sweep: Auto.
4. “ * ”, means this data is the worst emission level.
5. Measurement Level = Reading Level + Correct Factor.
6. The average measurement was not performed when the peak measured data under the limit of average detection.

Site : CB1	Time : 2010/10/08 - 15:44
Limit : FCC_SpartC_15.209_03M_AV	Margin : 6
Probe : FCC_EFS_1-18G - HORIZONTAL	Power : AC 120V/60Hz
EUT : Wireless N Day/Night Home Network Camera	Note : Mode 1: Transmit (Adapter: AMS1-0501200FU) -802.11g-2412MHz

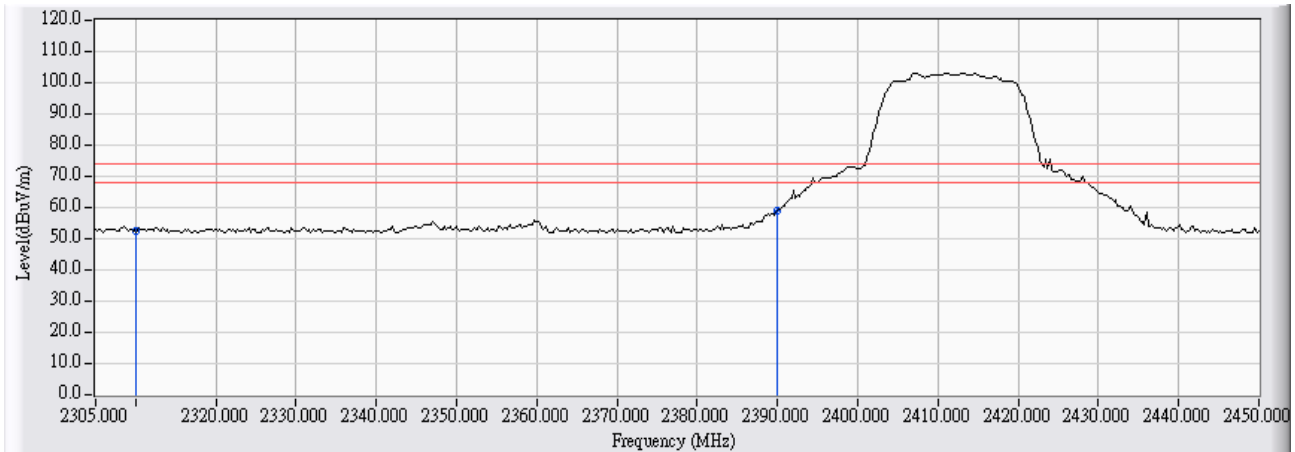


	Frequency (MHz)	Correct Factor (dB)	Reading Level (dBuV)	Measure Level (dBuV/m)	Margin (dB)	Limit (dBuV/m)	Detector Type
1	2310.000	27.154	13.893	41.047	-12.953	54.000	AVERAGE
2	2360.100	27.394	19.928	47.323	-6.677	54.000	AVERAGE
3	* 2390.000	27.549	20.680	48.229	-5.771	54.000	AVERAGE

Note:

1. All readings above 1GHz are performed with peak and/or average measurements as necessary.
2. Peak measurements: RBW = 1MHz, VBW = 3 MHz, Sweep: Auto.
3. Average measurements: RBW = 1MHz, VBW = 10 Hz, Sweep: Auto.
4. " * ", means this data is the worst emission level.
5. Measurement Level = Reading Level + Correct Factor.
6. The average measurement was not performed when the peak measured data under the limit of average detection.

Site : CB1	Time : 2010/10/08 - 17:29
Limit : FCC_SpartC_15.209_03M_PK	Margin : 6
Probe : FCC_EFS_1-18G - VERTICAL	Power : AC 120V/60Hz
EUT : Wireless N Day/Night Home Network Camera	Note : Mode 1: Transmit (Adapter: AMS1-0501200FU) -802.11g-2412MHz

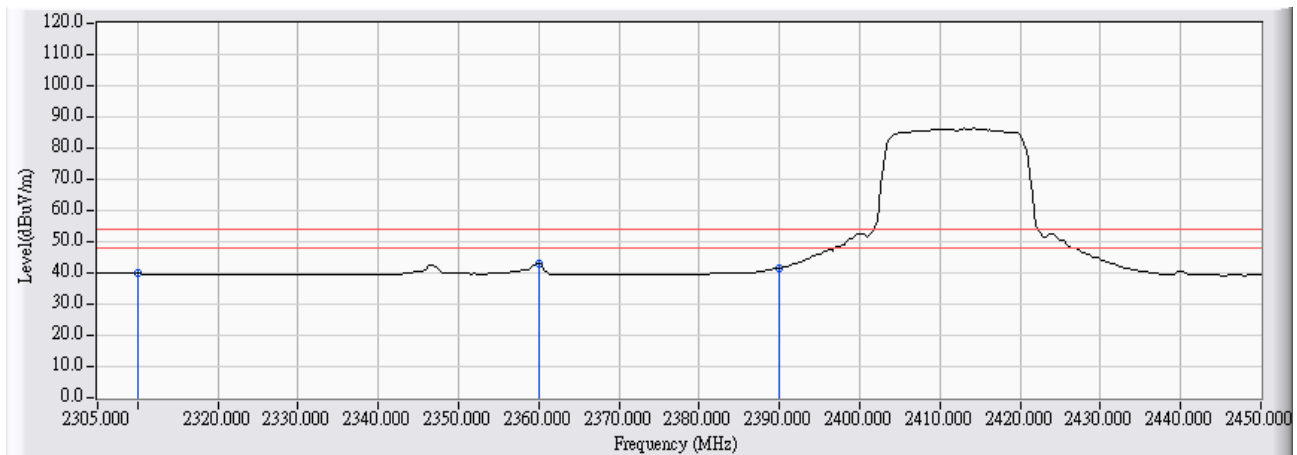


	Frequency (MHz)	Correct Factor (dB)	Reading Level (dBuV)	Measure Level (dBuV/m)	Margin (dB)	Limit (dBuV/m)	Detector Type
1	2310.000	27.780	24.529	52.309	-21.691	74.000	PEAK
2	* 2390.000	27.371	31.763	59.133	-14.867	74.000	PEAK

Note:

1. All readings above 1GHz are performed with peak and/or average measurements as necessary.
2. Peak measurements: RBW = 1MHz, VBW = 3 MHz, Sweep: Auto.
3. Average measurements: RBW = 1MHz, VBW = 10 Hz, Sweep: Auto.
4. “ * ”, means this data is the worst emission level.
5. Measurement Level = Reading Level + Correct Factor.
6. The average measurement was not performed when the peak measured data under the limit of average detection.

Site : CB1	Time : 2010/10/08 - 17:32
Limit : FCC_SpartC_15.209_03M_AV	Margin : 6
Probe : FCC_EFS_1-18G - VERTICAL	Power : AC 120V/60Hz
EUT : Wireless N Day/Night Home Network Camera	Note : Mode 1: Transmit (Adapter: AMS1-0501200FU) -802.11g-2412MHz

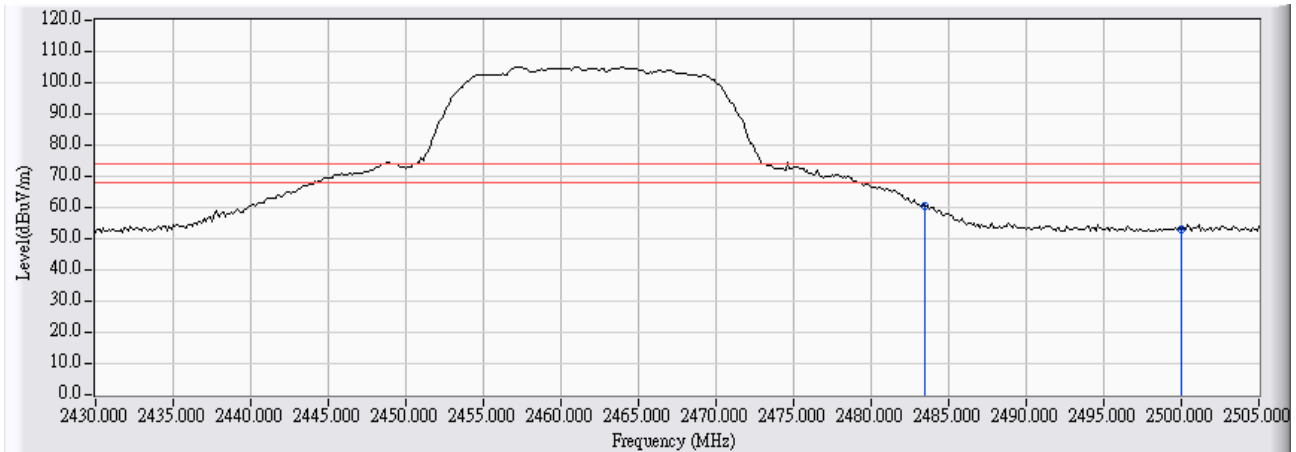


	Frequency (MHz)	Correct Factor (dB)	Reading Level (dBuV)	Measure Level (dBuV/m)	Margin (dB)	Limit (dBuV/m)	Detector Type
1	2310.000	27.780	11.992	39.772	-14.228	54.000	AVERAGE
2	* 2360.100	27.517	15.611	43.128	-10.872	54.000	AVERAGE
3	2390.000	27.371	14.300	41.670	-12.330	54.000	AVERAGE

Note:

1. All readings above 1GHz are performed with peak and/or average measurements as necessary.
2. Peak measurements: RBW = 1MHz, VBW = 3 MHz, Sweep: Auto.
3. Average measurements: RBW = 1MHz, VBW = 10 Hz, Sweep: Auto.
4. “ * ”, means this data is the worst emission level.
5. Measurement Level = Reading Level + Correct Factor.
6. The average measurement was not performed when the peak measured data under the limit of average detection.

Site : CB1	Time : 2010/10/08 - 17:47
Limit : FCC_SpartC_15.209_03M_PK	Margin : 6
Probe : FCC_EFS_1-18G - HORIZONTAL	Power : AC 120V/60Hz
EUT : Wireless N Day/Night Home Network Camera	Note : Mode 1: Transmit (Adapter: AMS1-0501200FU) -802.11g-2462MHz

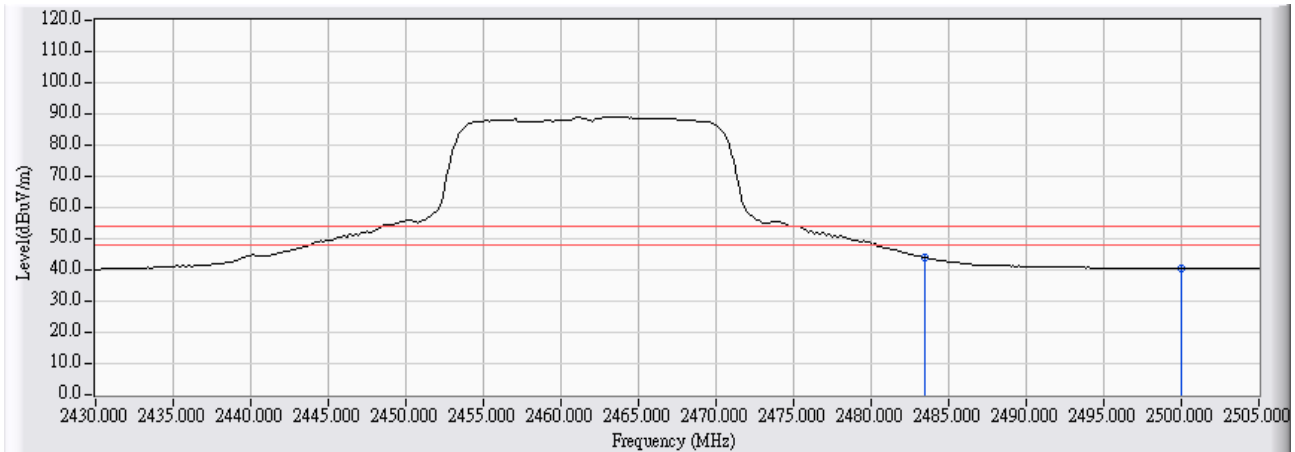


		Frequency (MHz)	Correct Factor (dB)	Reading Level (dBuV)	Measure Level (dBuV/m)	Margin (dB)	Limit (dBuV/m)	Detector Type
1	*	2483.500	28.018	32.470	60.488	-13.512	74.000	PEAK
2		2500.000	28.097	24.689	52.786	-21.214	74.000	PEAK

Note:

1. All readings above 1GHz are performed with peak and/or average measurements as necessary.
2. Peak measurements: RBW = 1MHz, VBW = 3 MHz, Sweep: Auto.
3. Average measurements: RBW = 1MHz, VBW = 10 Hz, Sweep: Auto.
4. “ * ”, means this data is the worst emission level.
5. Measurement Level = Reading Level + Correct Factor.
6. The average measurement was not performed when the peak measured data under the limit of average detection.

Site : CB1	Time : 2010/10/08 - 17:48
Limit : FCC_SpartC_15.209_03M_AV	Margin : 6
Probe : FCC_EFS_1-18G - HORIZONTAL	Power : AC 120V/60Hz
EUT : Wireless N Day/Night Home Network Camera	Note : Mode 1: Transmit (Adapter: AMS1-0501200FU) -802.11g-2462MHz

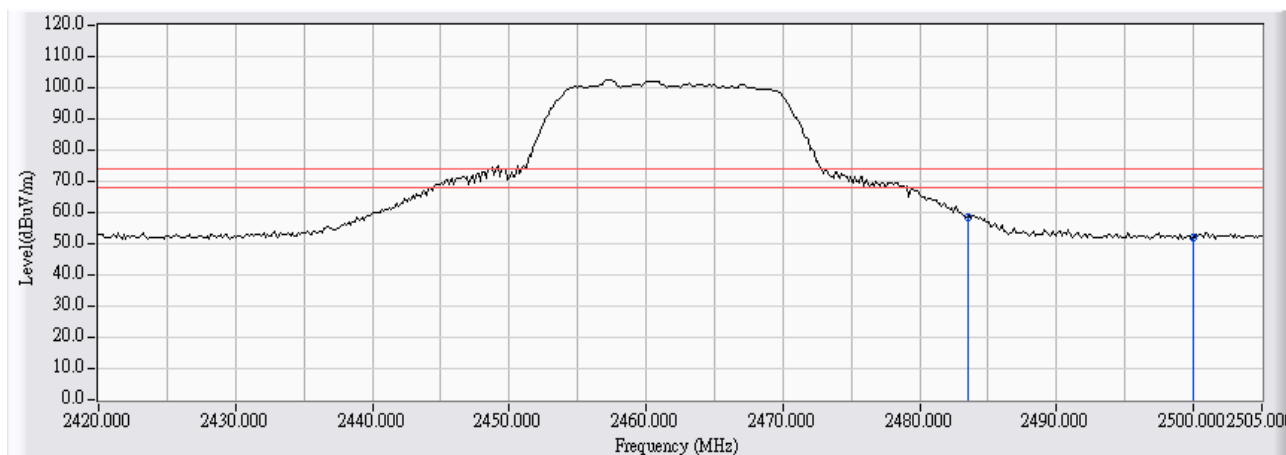


		Frequency (MHz)	Correct Factor (dB)	Reading Level (dBuV)	Measure Level (dBuV/m)	Margin (dB)	Limit (dBuV/m)	Detector Type
1	*	2483.500	28.018	15.972	43.990	-10.010	54.000	AVERAGE
2		2500.000	28.097	12.522	40.619	-13.381	54.000	AVERAGE

Note:

1. All readings above 1GHz are performed with peak and/or average measurements as necessary.
2. Peak measurements: RBW = 1MHz, VBW = 3 MHz, Sweep: Auto.
3. Average measurements: RBW = 1MHz, VBW = 10 Hz, Sweep: Auto.
4. " * ", means this data is the worst emission level.
5. Measurement Level = Reading Level + Correct Factor.
6. The average measurement was not performed when the peak measured data under the limit of average detection.

Site : CB1	Time : 2010/10/08 - 19:00
Limit : FCC_SpartC_15.209_03M_PK	Margin : 6
Probe : FCC_EFS_1-18G - VERTICAL	Power : AC 120V/60Hz
EUT : Wireless N Day/Night Home Network Camera	Note : Mode 1: Transmit (Adapter: AMS1-0501200FU) -802.11g-2462MHz

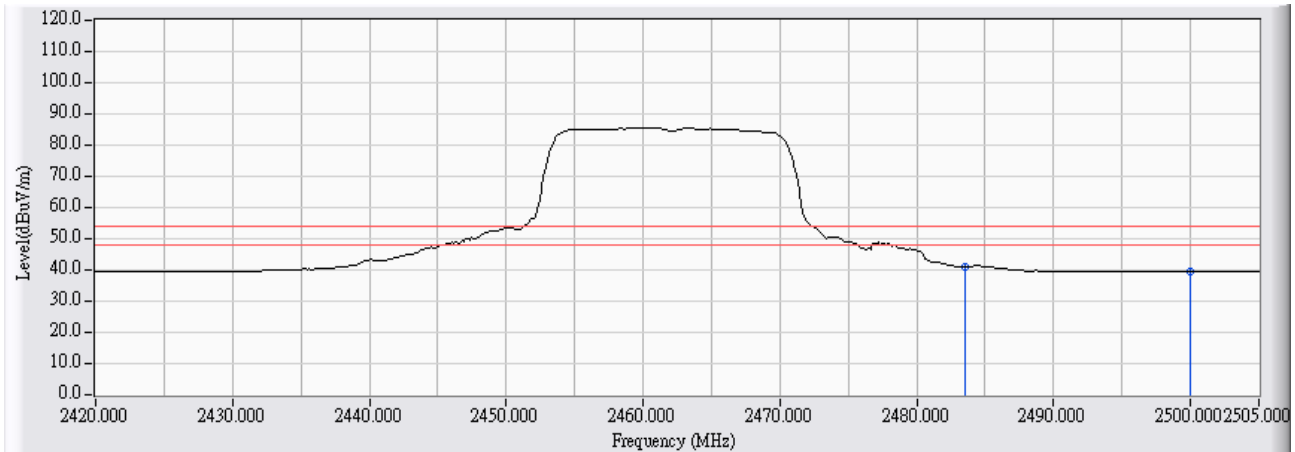


		Frequency (MHz)	Correct Factor (dB)	Reading Level (dBuV)	Measure Level (dBuV/m)	Margin (dB)	Limit (dBuV/m)	Detector Type
1	*	2483.500	26.896	31.658	58.555	-15.445	74.000	PEAK
2		2500.000	26.834	25.122	51.956	-22.044	74.000	PEAK

Note:

1. All readings above 1GHz are performed with peak and/or average measurements as necessary.
2. Peak measurements: RBW = 1MHz, VBW = 3 MHz, Sweep: Auto.
3. Average measurements: RBW = 1MHz, VBW = 10 Hz, Sweep: Auto.
4. " * ", means this data is the worst emission level.
5. Measurement Level = Reading Level + Correct Factor.
6. The average measurement was not performed when the peak measured data under the limit of average detection.

Site : CB1	Time : 2010/10/08 - 19:02
Limit : FCC_SpartC_15.209_03M_AV	Margin : 6
Probe : FCC_EFS_1-18G - VERTICAL	Power : AC 120V/60Hz
EUT : Wireless N Day/Night Home Network Camera	Note : Mode 1: Transmit (Adapter: AMS1-0501200FU) -802.11g-2462MHz

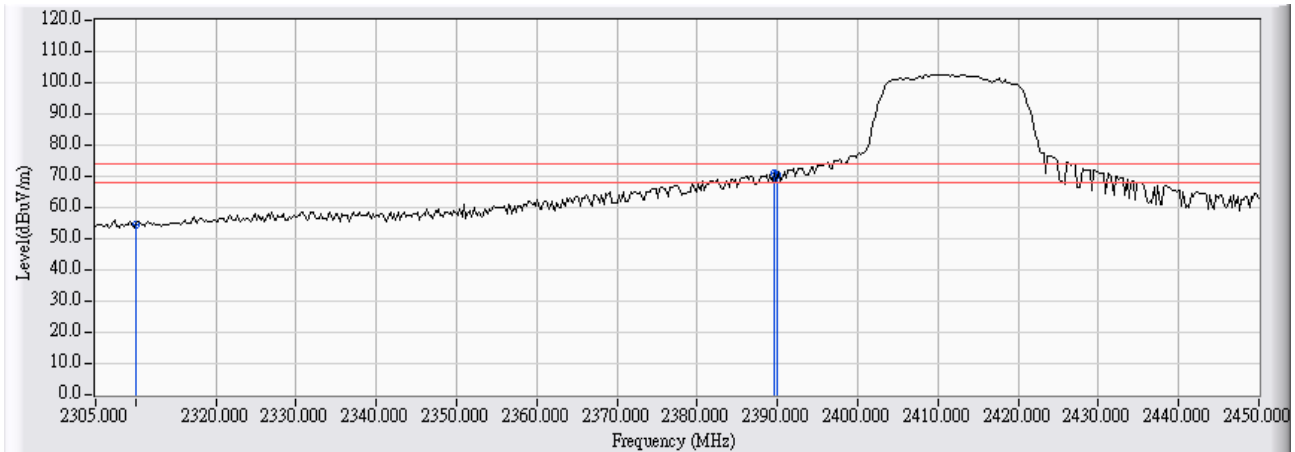


		Frequency (MHz)	Correct Factor (dB)	Reading Level (dBuV)	Measure Level (dBuV/m)	Margin (dB)	Limit (dBuV/m)	Detector Type
1	*	2483.500	26.896	14.082	40.979	-13.021	54.000	AVERAGE
2		2500.000	26.834	12.623	39.457	-14.543	54.000	AVERAGE

Note:

1. All readings above 1GHz are performed with peak and/or average measurements as necessary.
2. Peak measurements: RBW = 1MHz, VBW = 3 MHz, Sweep: Auto.
3. Average measurements: RBW = 1MHz, VBW = 10 Hz, Sweep: Auto.
4. “ * ”, means this data is the worst emission level.
5. Measurement Level = Reading Level + Correct Factor.
6. The average measurement was not performed when the peak measured data under the limit of average detection.

Site : CB1	Time : 2010/10/08 - 16:14
Limit : FCC_SpartC_15.209_03M_PK	Margin : 6
Probe : FCC_EFS_1-18G - HORIZONTAL	Power : AC 120V/60Hz
EUT : Wireless N Day/Night Home Network Camera	Note : Mode 1: Transmit (Adapter: AMS1-0501200FU) -802.11n(20M)-2412MHz

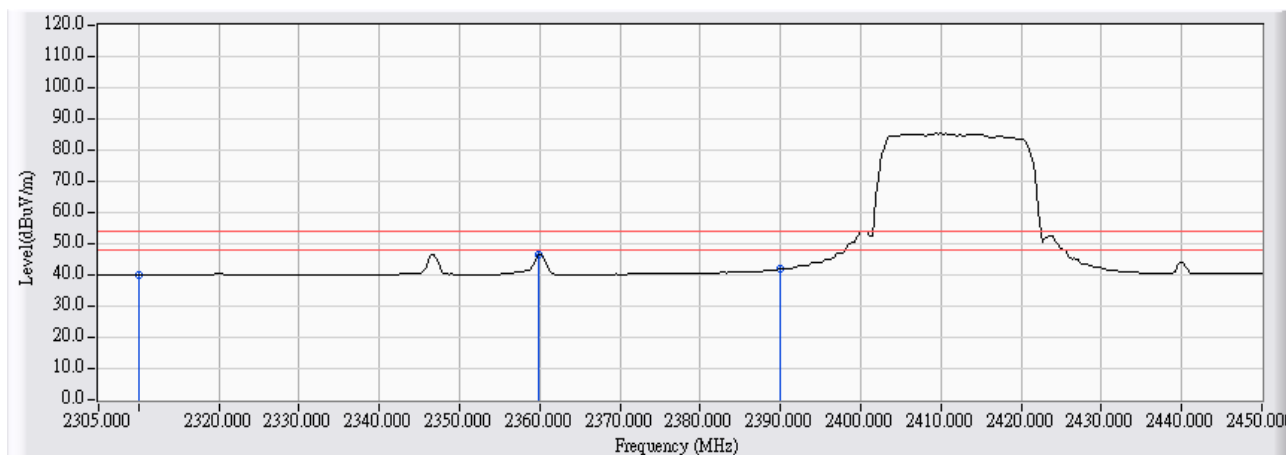


	Frequency (MHz)	Correct Factor (dB)	Reading Level (dBuV)	Measure Level (dBuV/m)	Margin (dB)	Limit (dBuV/m)	Detector Type
1	2310.000	27.154	27.377	54.531	-19.469	74.000	PEAK
2	* 2389.583	27.547	43.622	71.169	-2.831	74.000	PEAK
3	2390.000	27.549	42.941	70.490	-3.510	74.000	PEAK

Note:

1. All readings above 1GHz are performed with peak and/or average measurements as necessary.
2. Peak measurements: RBW = 1MHz, VBW = 3 MHz, Sweep: Auto.
3. Average measurements: RBW = 1MHz, VBW = 10 Hz, Sweep: Auto.
4. “ * ”, means this data is the worst emission level.
5. Measurement Level = Reading Level + Correct Factor.
6. The average measurement was not performed when the peak measured data under the limit of average detection.

Site : CB1	Time : 2010/10/08 - 16:18
Limit : FCC_SpartC_15.209_03M_AV	Margin : 6
Probe : FCC_EFS_1-18G - HORIZONTAL	Power : AC 120V/60Hz
EUT : Wireless N Day/Night Home Network Camera	Note : Mode 1: Transmit (Adapter: AMS1-0501200FU) -802.11n(20M)-2412MHz

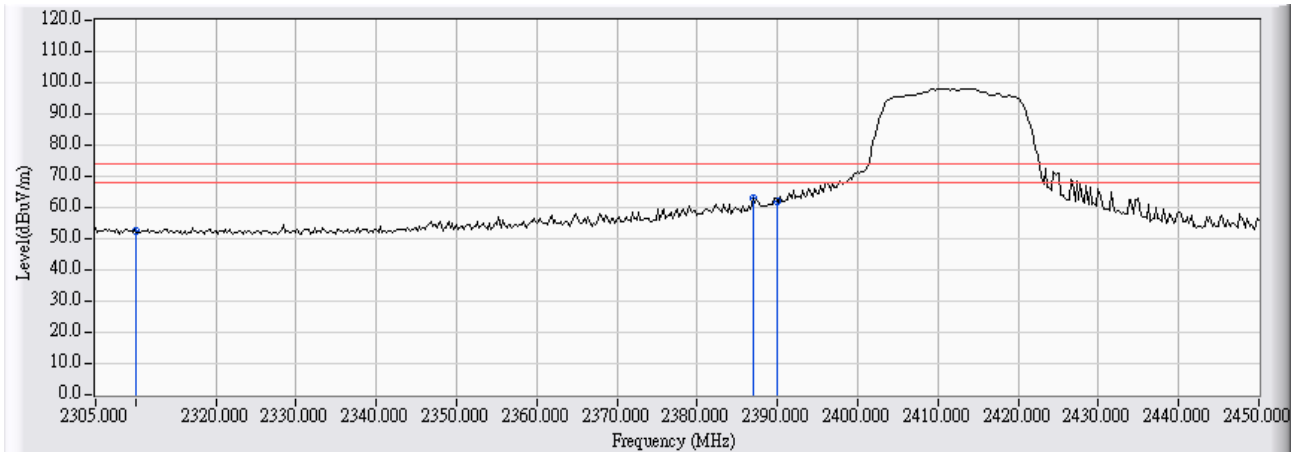


	Frequency (MHz)	Correct Factor (dB)	Reading Level (dBuV)	Measure Level (dBuV/m)	Margin (dB)	Limit (dBuV/m)	Detector Type
1	2310.000	27.154	12.919	40.073	-13.927	54.000	AVERAGE
2	* 2359.858	27.393	19.023	46.417	-7.583	54.000	AVERAGE
3	2390.000	27.549	14.295	41.844	-12.156	54.000	AVERAGE

Note:

1. All readings above 1GHz are performed with peak and/or average measurements as necessary.
2. Peak measurements: RBW = 1MHz, VBW = 3 MHz, Sweep: Auto.
3. Average measurements: RBW = 1MHz, VBW = 10 Hz, Sweep: Auto.
4. “ * ”, means this data is the worst emission level.
5. Measurement Level = Reading Level + Correct Factor.
6. The average measurement was not performed when the peak measured data under the limit of average detection.

Site : CB1	Time : 2010/10/08 - 17:37
Limit : FCC_SpartC_15.209_03M_PK	Margin : 6
Probe : FCC_EFS_1-18G - VERTICAL	Power : AC 120V/60Hz
EUT : Wireless N Day/Night Home Network Camera	Note : Mode 1: Transmit (Adapter: AMS1-0501200FU) -802.11n(20M)-2412MHz

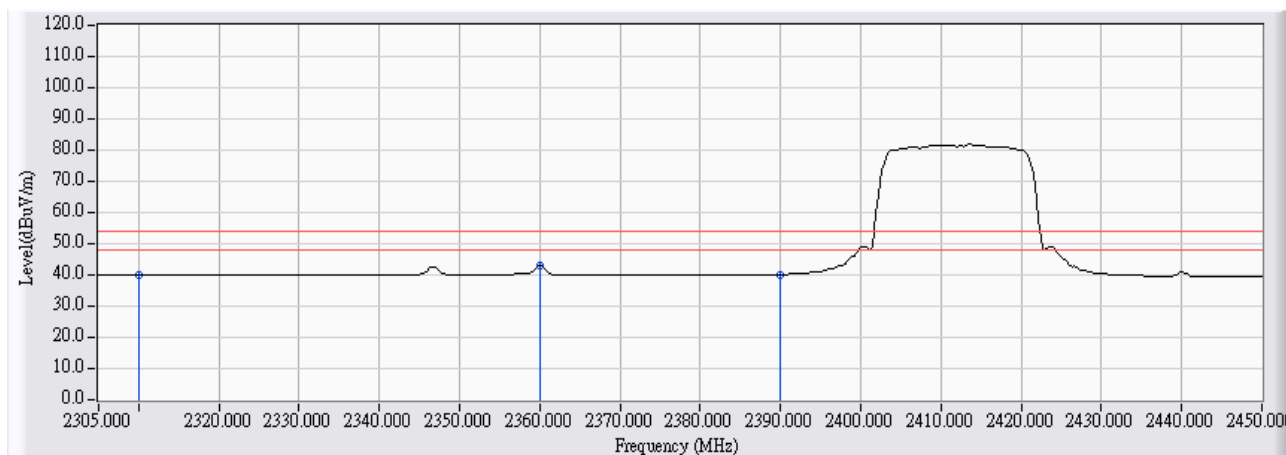


	Frequency (MHz)	Correct Factor (dB)	Reading Level (dBuV)	Measure Level (dBuV/m)	Margin (dB)	Limit (dBuV/m)	Detector Type
1	2310.000	27.780	24.566	52.346	-21.654	74.000	PEAK
2	* 2386.925	27.387	35.417	62.804	-11.196	74.000	PEAK
3	2390.000	27.371	34.460	61.830	-12.170	74.000	PEAK

Note:

1. All readings above 1GHz are performed with peak and/or average measurements as necessary.
2. Peak measurements: RBW = 1MHz, VBW = 3 MHz, Sweep: Auto.
3. Average measurements: RBW = 1MHz, VBW = 10 Hz, Sweep: Auto.
4. " * ", means this data is the worst emission level.
5. Measurement Level = Reading Level + Correct Factor.
6. The average measurement was not performed when the peak measured data under the limit of average detection.

Site : CB1	Time : 2010/10/08 - 17:38
Limit : FCC_SpartC_15.209_03M_AV	Margin : 6
Probe : FCC_EFS_1-18G - VERTICAL	Power : AC 120V/60Hz
EUT : Wireless N Day/Night Home Network Camera	Note : Mode 1: Transmit (Adapter: AMS1-0501200FU) -802.11n(20M)-2412MHz

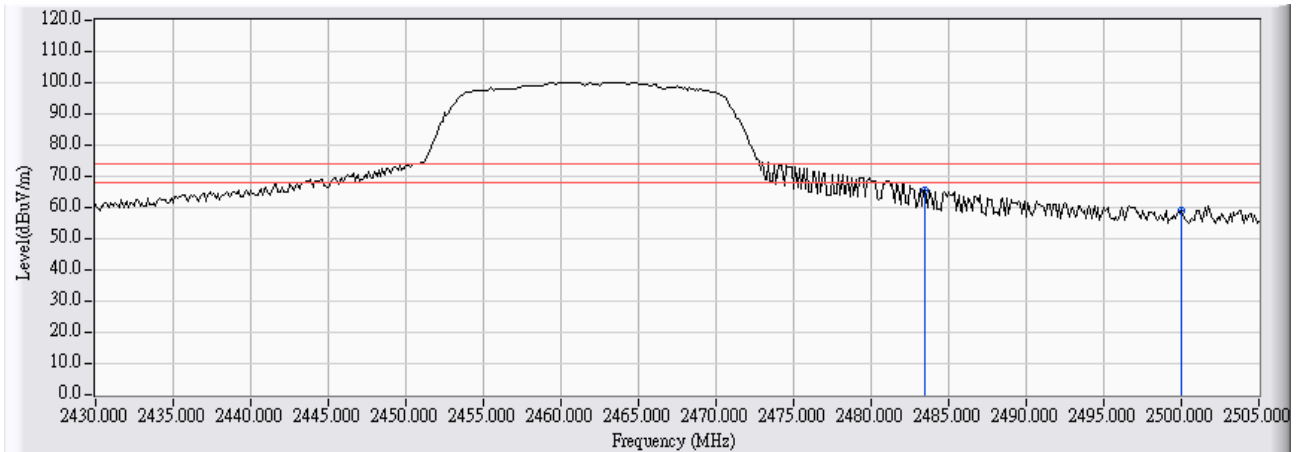


	Frequency (MHz)	Correct Factor (dB)	Reading Level (dBuV)	Measure Level (dBuV/m)	Margin (dB)	Limit (dBuV/m)	Detector Type
1	2310.000	27.780	12.268	40.048	-13.952	54.000	AVERAGE
2	* 2360.100	27.517	15.286	42.803	-11.197	54.000	AVERAGE
3	2390.000	27.371	12.764	40.134	-13.866	54.000	AVERAGE

Note:

1. All readings above 1GHz are performed with peak and/or average measurements as necessary.
2. Peak measurements: RBW = 1MHz, VBW = 3 MHz, Sweep: Auto.
3. Average measurements: RBW = 1MHz, VBW = 10 Hz, Sweep: Auto.
4. “ * ”, means this data is the worst emission level.
5. Measurement Level = Reading Level + Correct Factor.
6. The average measurement was not performed when the peak measured data under the limit of average detection.

Site : CB1	Time : 2010/10/08 - 17:50
Limit : FCC_SpartC_15.209_03M_PK	Margin : 6
Probe : FCC_EFS_1-18G - HORIZONTAL	Power : AC 120V/60Hz
EUT : Wireless N Day/Night Home Network Camera	Note : Mode 1: Transmit (Adapter: AMS1-0501200FU) -802.11n(20M)-2462MHz

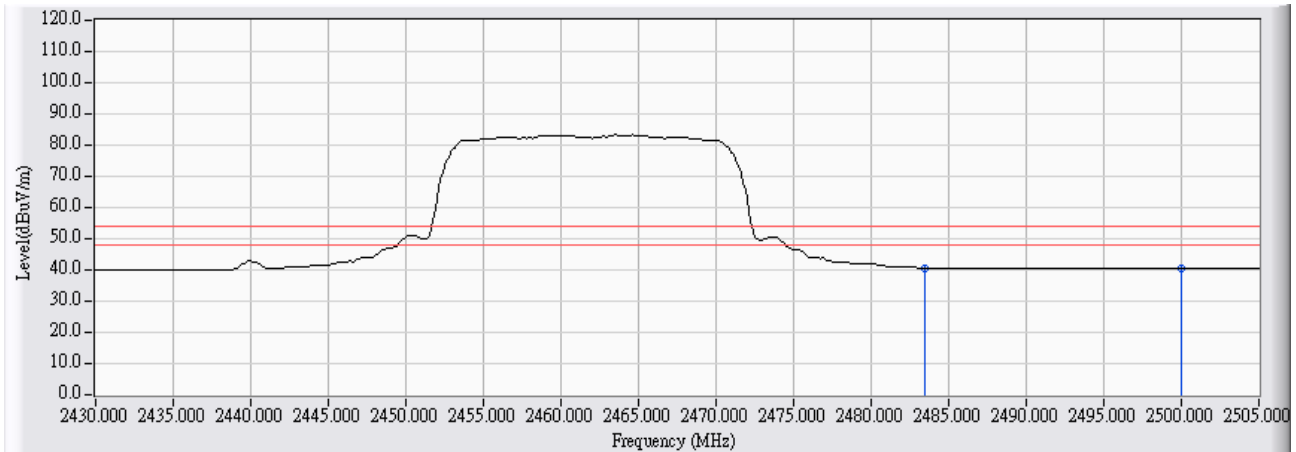


		Frequency (MHz)	Correct Factor (dB)	Reading Level (dBuV)	Measure Level (dBuV/m)	Margin (dB)	Limit (dBuV/m)	Detector Type
1	*	2483.500	28.018	37.411	65.429	-8.571	74.000	PEAK
2		2500.000	28.097	30.823	58.920	-15.080	74.000	PEAK

Note:

1. All readings above 1GHz are performed with peak and/or average measurements as necessary.
2. Peak measurements: RBW = 1MHz, VBW = 3 MHz, Sweep: Auto.
3. Average measurements: RBW = 1MHz, VBW = 10 Hz, Sweep: Auto.
4. “ * ”, means this data is the worst emission level.
5. Measurement Level = Reading Level + Correct Factor.
6. The average measurement was not performed when the peak measured data under the limit of average detection.

Site : CB1	Time : 2010/10/08 - 17:51
Limit : FCC_SpartC_15.209_03M_AV	Margin : 6
Probe : FCC_EFS_1-18G - HORIZONTAL	Power : AC 120V/60Hz
EUT : Wireless N Day/Night Home Network Camera	Note : Mode 1: Transmit (Adapter: AMS1-0501200FU) -802.11n(20M)-2462MHz

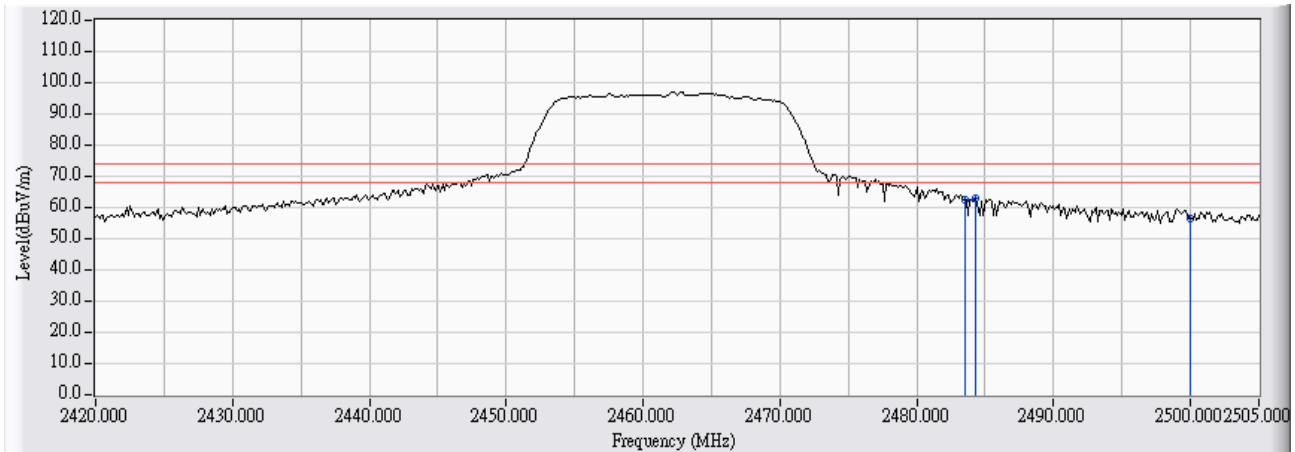


		Frequency (MHz)	Correct Factor (dB)	Reading Level (dBuV)	Measure Level (dBuV/m)	Margin (dB)	Limit (dBuV/m)	Detector Type
1	*	2483.500	28.018	12.661	40.679	-13.321	54.000	AVERAGE
2		2500.000	28.097	12.278	40.375	-13.625	54.000	AVERAGE

Note:

1. All readings above 1GHz are performed with peak and/or average measurements as necessary.
2. Peak measurements: RBW = 1MHz, VBW = 3 MHz, Sweep: Auto.
3. Average measurements: RBW = 1MHz, VBW = 10 Hz, Sweep: Auto.
4. “ * ”, means this data is the worst emission level.
5. Measurement Level = Reading Level + Correct Factor.
6. The average measurement was not performed when the peak measured data under the limit of average detection.

Site : CB1	Time : 2010/10/08 - 18:56
Limit : FCC_SpartC_15.209_03M_PK	Margin : 6
Probe : FCC_EFS_1-18G - VERTICAL	Power : AC 120V/60Hz
EUT : Wireless N Day/Night Home Network Camera	Note : Mode 1: Transmit (Adapter: AMS1-0501200FU) -802.11n(20M)-2462MHz

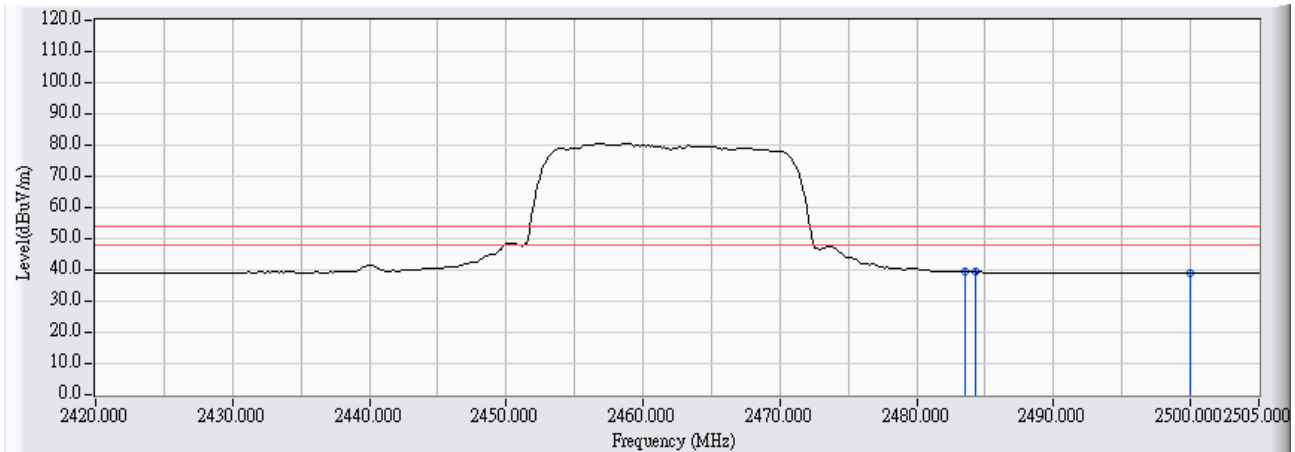


	Frequency (MHz)	Correct Factor (dB)	Reading Level (dBuV)	Measure Level (dBuV/m)	Margin (dB)	Limit (dBuV/m)	Detector Type
1	2483.500	26.896	35.675	62.572	-11.428	74.000	PEAK
2	* 2484.317	26.892	35.901	62.793	-11.207	74.000	PEAK
3	2500.000	26.834	29.755	56.589	-17.411	74.000	PEAK

Note:

1. All readings above 1GHz are performed with peak and/or average measurements as necessary.
2. Peak measurements: RBW = 1MHz, VBW = 3 MHz, Sweep: Auto.
3. Average measurements: RBW = 1MHz, VBW = 10 Hz, Sweep: Auto.
4. " * ", means this data is the worst emission level.
5. Measurement Level = Reading Level + Correct Factor.
6. The average measurement was not performed when the peak measured data under the limit of average detection.

Site : CB1	Time : 2010/10/08 - 18:57
Limit : FCC_SpartC_15.209_03M_AV	Margin : 6
Probe : FCC_EFS_1-18G - VERTICAL	Power : AC 120V/60Hz
EUT : Wireless N Day/Night Home Network Camera	Note : Mode 1: Transmit (Adapter: AMS1-0501200FU) -802.11n(20M)-2462MHz

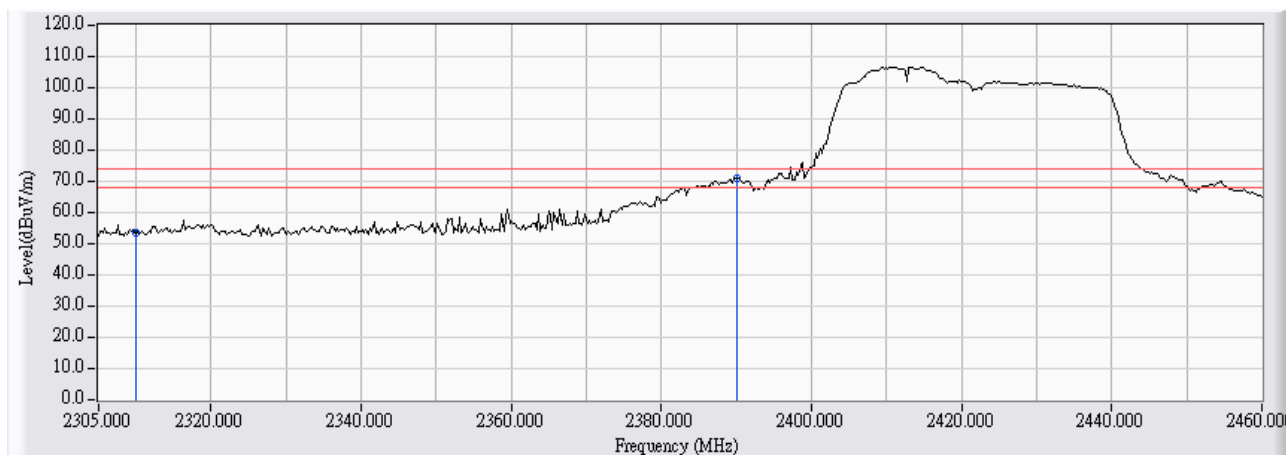


		Frequency (MHz)	Correct Factor (dB)	Reading Level (dBuV)	Measure Level (dBuV/m)	Margin (dB)	Limit (dBuV/m)	Detector Type
1	*	2483.500	26.896	12.497	39.394	-14.606	54.000	AVERAGE
2		2484.317	26.892	12.362	39.254	-14.746	54.000	AVERAGE
3		2500.000	26.834	12.260	39.094	-14.906	54.000	AVERAGE

Note:

1. All readings above 1GHz are performed with peak and/or average measurements as necessary.
2. Peak measurements: RBW = 1MHz, VBW = 3 MHz, Sweep: Auto.
3. Average measurements: RBW = 1MHz, VBW = 10 Hz, Sweep: Auto.
4. “ * ”, means this data is the worst emission level.
5. Measurement Level = Reading Level + Correct Factor.
6. The average measurement was not performed when the peak measured data under the limit of average detection.

Site : CB1	Time : 2010/10/08 - 16:32
Limit : FCC_SpartC_15.209_03M_PK	Margin : 6
Probe : FCC_EFS_1-18G - HORIZONTAL	Power : AC 120V/60Hz
EUT : Wireless N Day/Night Home Network Camera	Note : Mode 1: Transmit (Adapter: AMS1-0501200FU) -802.11n(40M)-2422MHz

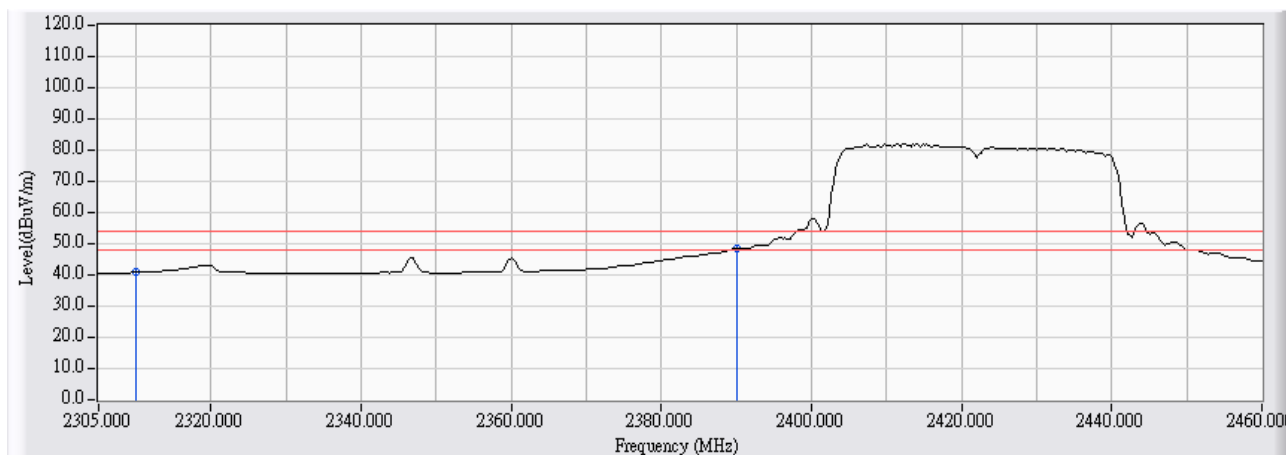


	Frequency (MHz)	Correct Factor (dB)	Reading Level (dBuV)	Measure Level (dBuV/m)	Margin (dB)	Limit (dBuV/m)	Detector Type
1	2310.000	27.154	26.124	53.278	-20.722	74.000	PEAK
2	* 2390.000	27.549	43.410	70.959	-3.041	74.000	PEAK

Note:

1. All readings above 1GHz are performed with peak and/or average measurements as necessary.
2. Peak measurements: RBW = 1MHz, VBW = 3 MHz, Sweep: Auto.
3. Average measurements: RBW = 1MHz, VBW = 10 Hz, Sweep: Auto.
4. " * ", means this data is the worst emission level.
5. Measurement Level = Reading Level + Correct Factor.
6. The average measurement was not performed when the peak measured data under the limit of average detection.

Site : CB1	Time : 2010/10/08 - 16:33
Limit : FCC_SpartC_15.209_03M_AV	Margin : 6
Probe : FCC_EFS_1-18G - HORIZONTAL	Power : AC 120V/60Hz
EUT : Wireless N Day/Night Home Network Camera	Note : Mode 1: Transmit (Adapter: AMS1-0501200FU) -802.11n(40M)-2422MHz

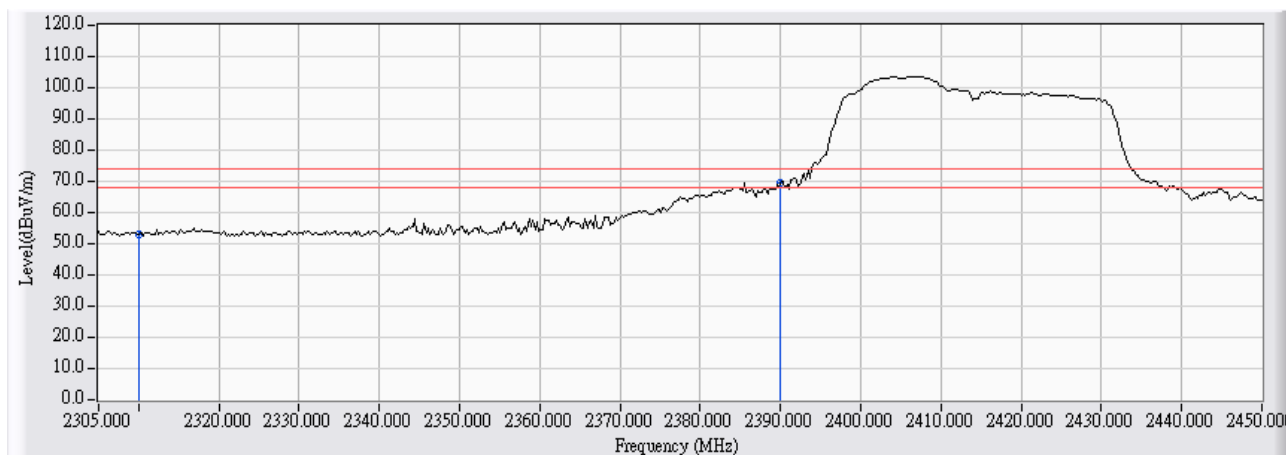


	Frequency (MHz)	Correct Factor (dB)	Reading Level (dBuV)	Measure Level (dBuV/m)	Margin (dB)	Limit (dBuV/m)	Detector Type
1	2310.000	27.154	13.649	40.803	-13.197	54.000	AVERAGE
2	* 2390.000	27.549	21.034	48.583	-5.417	54.000	AVERAGE

Note:

1. All readings above 1GHz are performed with peak and/or average measurements as necessary.
2. Peak measurements: RBW = 1MHz, VBW = 3 MHz, Sweep: Auto.
3. Average measurements: RBW = 1MHz, VBW = 10 Hz, Sweep: Auto.
4. “ * ”, means this data is the worst emission level.
5. Measurement Level = Reading Level + Correct Factor.
6. The average measurement was not performed when the peak measured data under the limit of average detection.

Site : CB1	Time : 2010/10/08 - 16:40
Limit : FCC_SpartC_15.209_03M_PK	Margin : 6
Probe : FCC_EFS_1-18G - VERTICAL	Power : AC 120V/60Hz
EUT : Wireless N Day/Night Home Network Camera	Note : Mode 1: Transmit (Adapter: AMS1-0501200FU) -802.11n(40M)-2422MHz

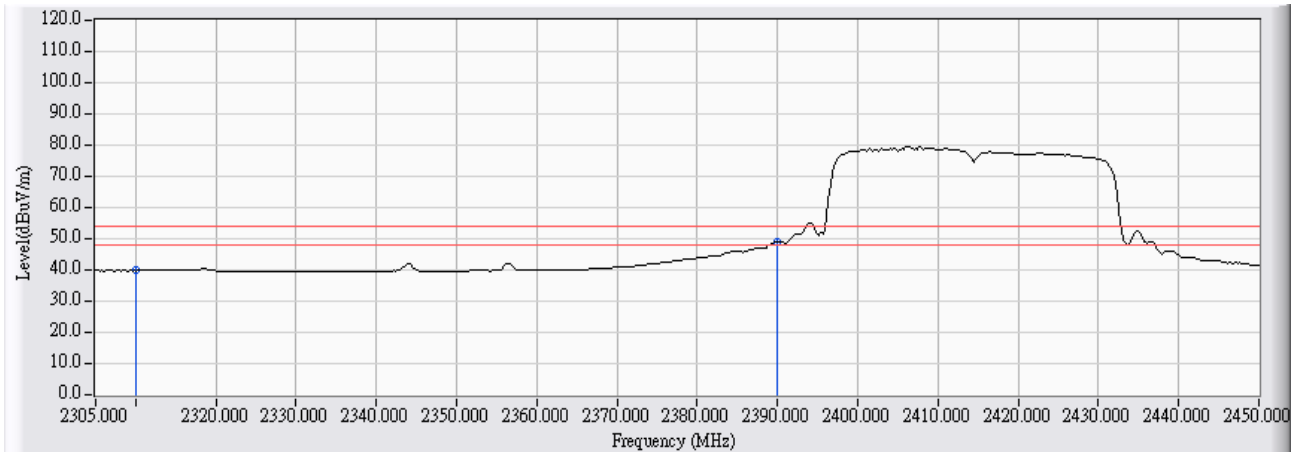


	Frequency (MHz)	Correct Factor (dB)	Reading Level (dBuV)	Measure Level (dBuV/m)	Margin (dB)	Limit (dBuV/m)	Detector Type
1	2310.000	27.780	25.158	52.938	-21.062	74.000	PEAK
2	* 2390.000	27.371	42.041	69.411	-4.589	74.000	PEAK

Note:

1. All readings above 1GHz are performed with peak and/or average measurements as necessary.
2. Peak measurements: RBW = 1MHz, VBW = 3 MHz, Sweep: Auto.
3. Average measurements: RBW = 1MHz, VBW = 10 Hz, Sweep: Auto.
4. " * ", means this data is the worst emission level.
5. Measurement Level = Reading Level + Correct Factor.
6. The average measurement was not performed when the peak measured data under the limit of average detection.

Site : CB1	Time : 2010/10/08 - 16:41
Limit : FCC_SpartC_15.209_03M_AV	Margin : 6
Probe : FCC_EFS_1-18G - VERTICAL	Power : AC 120V/60Hz
EUT : Wireless N Day/Night Home Network Camera	Note : Mode 1: Transmit (Adapter: AMS1-0501200FU) -802.11n(40M)-2422MHz

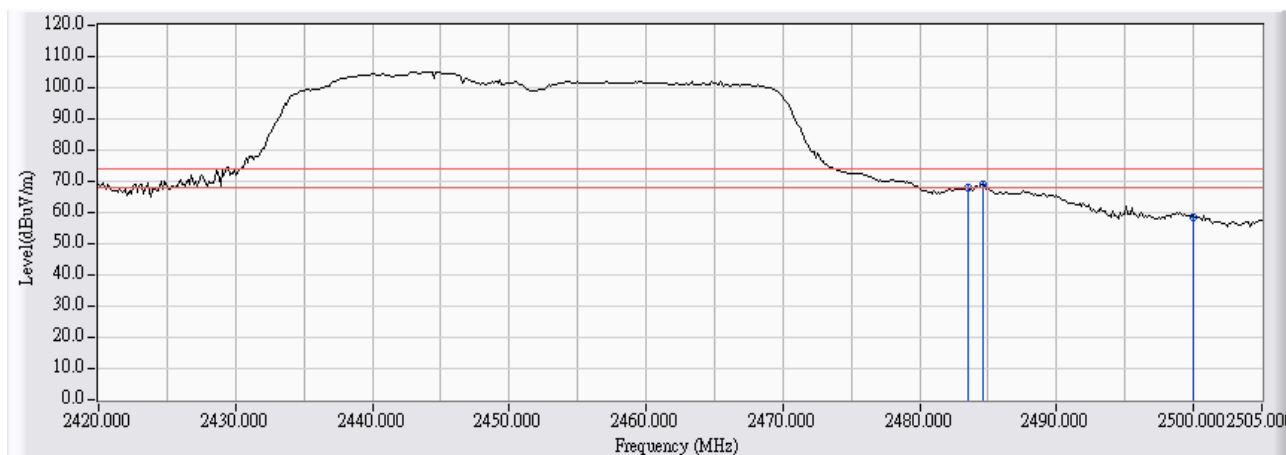


	Frequency (MHz)	Correct Factor (dB)	Reading Level (dBuV)	Measure Level (dBuV/m)	Margin (dB)	Limit (dBuV/m)	Detector Type
1	2310.000	27.780	11.972	39.752	-14.248	54.000	AVERAGE
2	* 2390.000	27.371	21.680	49.050	-4.950	54.000	AVERAGE

Note:

1. All readings above 1GHz are performed with peak and/or average measurements as necessary.
2. Peak measurements: RBW = 1MHz, VBW = 3 MHz, Sweep: Auto.
3. Average measurements: RBW = 1MHz, VBW = 10 Hz, Sweep: Auto.
4. " * ", means this data is the worst emission level.
5. Measurement Level = Reading Level + Correct Factor.
6. The average measurement was not performed when the peak measured data under the limit of average detection.

Site : CB1	Time : 2010/10/08 - 17:58
Limit : FCC_SpartC_15.209_03M_PK	Margin : 6
Probe : FCC_EFS_1-18G - HORIZONTAL	Power : AC 120V/60Hz
EUT : Wireless N Day/Night Home Network Camera	Note : Mode 1: Transmit (Adapter: AMS1-0501200FU) -802.11n(40M)-2452MHz

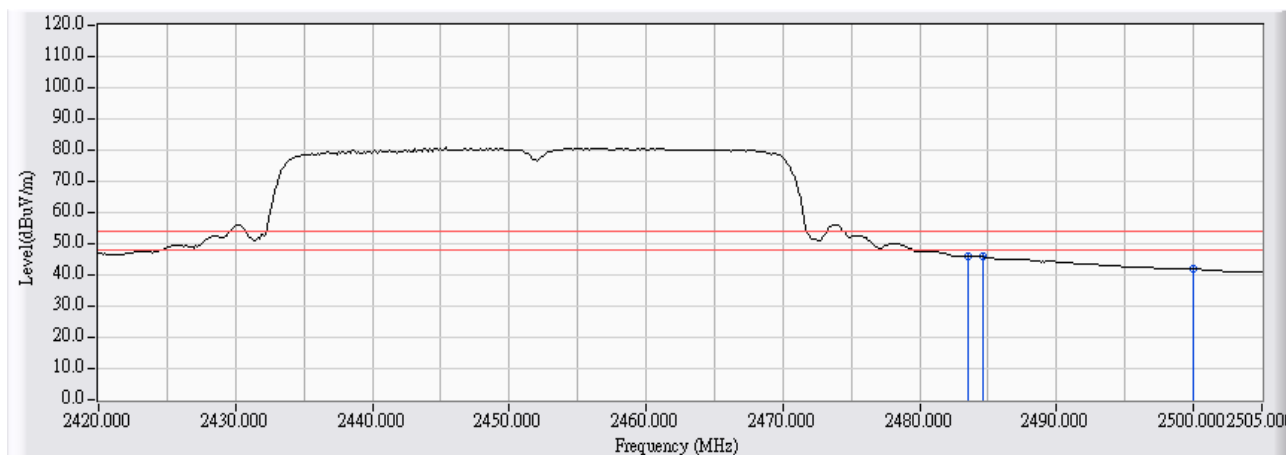


	Frequency (MHz)	Correct Factor (dB)	Reading Level (dBuV)	Measure Level (dBuV/m)	Margin (dB)	Limit (dBuV/m)	Detector Type
1	2483.500	28.018	39.956	67.974	-6.026	74.000	PEAK
2	* 2484.600	28.023	41.023	69.047	-4.953	74.000	PEAK
3	2500.000	28.097	30.415	58.512	-15.488	74.000	PEAK

Note:

1. All readings above 1GHz are performed with peak and/or average measurements as necessary.
2. Peak measurements: RBW = 1MHz, VBW = 3 MHz, Sweep: Auto.
3. Average measurements: RBW = 1MHz, VBW = 10 Hz, Sweep: Auto.
4. " * ", means this data is the worst emission level.
5. Measurement Level = Reading Level + Correct Factor.
6. The average measurement was not performed when the peak measured data under the limit of average detection.

Site : CB1	Time : 2010/10/08 - 17:59
Limit : FCC_SpartC_15.209_03M_AV	Margin : 6
Probe : FCC_EFS_1-18G - HORIZONTAL	Power : AC 120V/60Hz
EUT : Wireless N Day/Night Home Network Camera	Note : Mode 1: Transmit (Adapter: AMS1-0501200FU) -802.11n(40M)-2452MHz

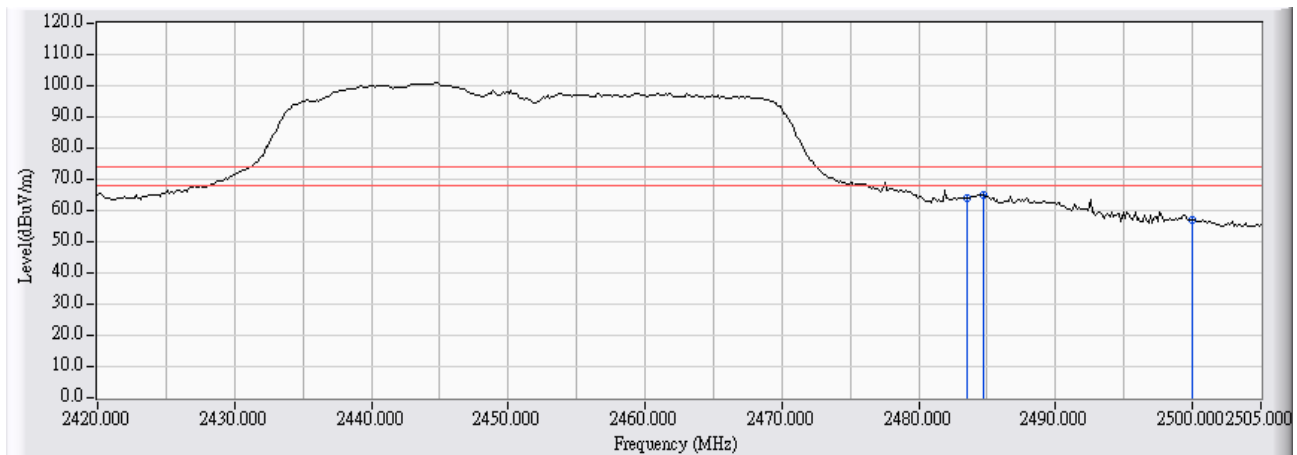


		Frequency (MHz)	Correct Factor (dB)	Reading Level (dBuV)	Measure Level (dBuV/m)	Margin (dB)	Limit (dBuV/m)	Detector Type
1	*	2483.500	28.018	17.956	45.974	-8.026	54.000	AVERAGE
2		2484.600	28.023	17.792	45.816	-8.184	54.000	AVERAGE
3		2500.000	28.097	13.766	41.863	-12.137	54.000	AVERAGE

Note:

1. All readings above 1GHz are performed with peak and/or average measurements as necessary.
2. Peak measurements: RBW = 1MHz, VBW = 3 MHz, Sweep: Auto.
3. Average measurements: RBW = 1MHz, VBW = 10 Hz, Sweep: Auto.
4. “ * ”, means this data is the worst emission level.
5. Measurement Level = Reading Level + Correct Factor.
6. The average measurement was not performed when the peak measured data under the limit of average detection.

Site : CB1	Time : 2010/10/08 - 18:37
Limit : FCC_SpartC_15.209_03M_PK	Margin : 6
Probe : FCC_EFS_1-18G - VERTICAL	Power : AC 120V/60Hz
EUT : Wireless N Day/Night Home Network Camera	Note : Mode 1: Transmit (Adapter: AMS1-0501200FU) -802.11n(40M)-2452MHz

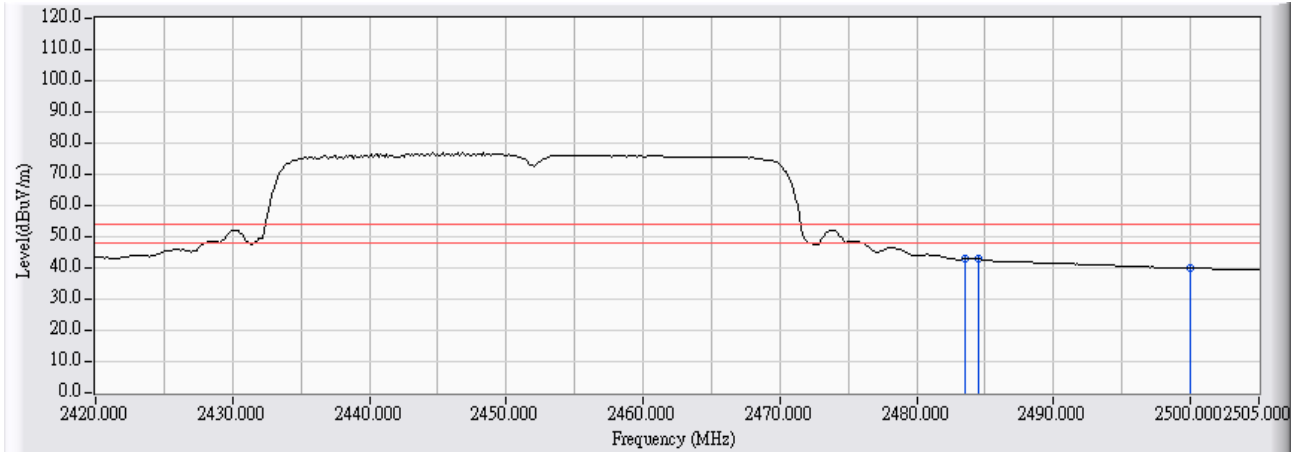


	Frequency (MHz)	Correct Factor (dB)	Reading Level (dBuV)	Measure Level (dBuV/m)	Margin (dB)	Limit (dBuV/m)	Detector Type
1	2483.500	26.896	37.060	63.957	-10.043	74.000	PEAK
2	* 2484.742	26.890	38.076	64.965	-9.035	74.000	PEAK
3	2500.000	26.834	30.205	57.039	-16.961	74.000	PEAK

Note:

1. All readings above 1GHz are performed with peak and/or average measurements as necessary.
2. Peak measurements: RBW = 1MHz, VBW = 3 MHz, Sweep: Auto.
3. Average measurements: RBW = 1MHz, VBW = 10 Hz, Sweep: Auto.
4. “ * ”, means this data is the worst emission level.
5. Measurement Level = Reading Level + Correct Factor.
6. The average measurement was not performed when the peak measured data under the limit of average detection.

Site : CB1	Time : 2010/10/08 - 18:39
Limit : FCC_SpartC_15.209_03M_AV	Margin : 6
Probe : FCC_EFS_1-18G - VERTICAL	Power : AC 120V/60Hz
EUT : Wireless N Day/Night Home Network Camera	Note : Mode 1: Transmit (Adapter: AMS1-0501200FU) -802.11n(40M)-2452MHz



		Frequency (MHz)	Correct Factor (dB)	Reading Level (dBuV)	Measure Level (dBuV/m)	Margin (dB)	Limit (dBuV/m)	Detector Type
1	*	2483.500	26.896	15.943	42.840	-11.160	54.000	AVERAGE
2		2484.472	26.891	15.884	42.775	-11.225	54.000	AVERAGE
3		2500.000	26.834	13.182	40.016	-13.984	54.000	AVERAGE

Note:

1. All readings above 1GHz are performed with peak and/or average measurements as necessary.
2. Peak measurements: RBW = 1MHz, VBW = 3 MHz, Sweep: Auto.
3. Average measurements: RBW = 1MHz, VBW = 10 Hz, Sweep: Auto.
4. “ * ”, means this data is the worst emission level.
5. Measurement Level = Reading Level + Correct Factor.
6. The average measurement was not performed when the peak measured data under the limit of average detection.

7. Occupied Bandwidth

7.1. Test Equipment

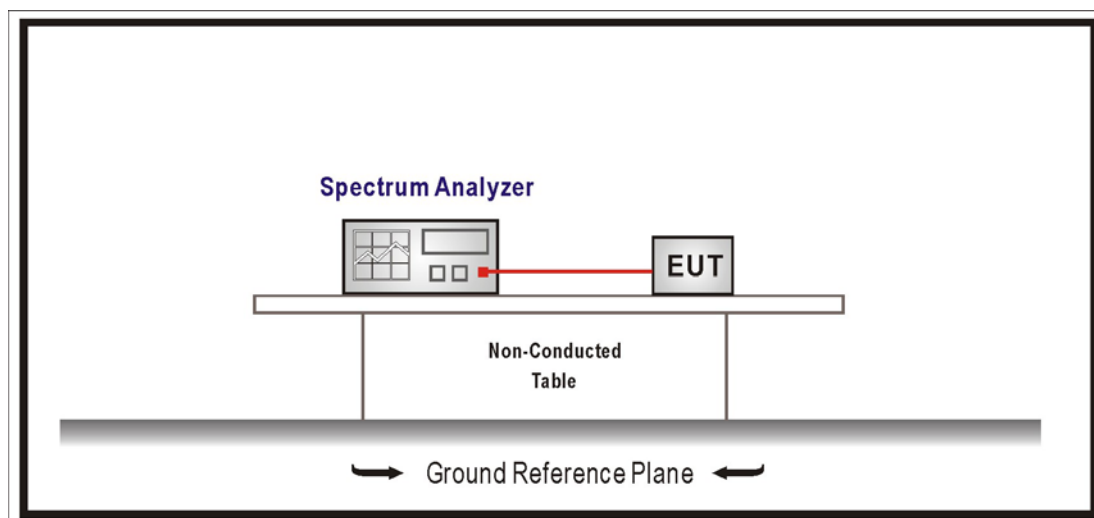
The following test equipment is used during the test:

Occupied Bandwidth / SR7

Instrument	Manufacturer	Model No.	Serial No	Next Cal. Date
Spectrum Analyzer	R&S	FSP	100561	2011/02/04

Note: 1. All equipments that need to calibrate are with calibration period of 1 year.

7.2. Test Setup



7.3. Test Procedures

The EUT was setup according to ANSI C63.4: 2009; tested according to DTS test procedure of Oct 2002 KDB558074 for compliance to FCC 47CFR 15.247 requirements.

Set RBW = 100 kHz, Span greater than RBW.

7.4. Limits

The 6 dB bandwidth must be greater than 500 kHz.

7.5. Test Specification

According to FCC Part 15 Subpart C Paragraph 15.247: 2009

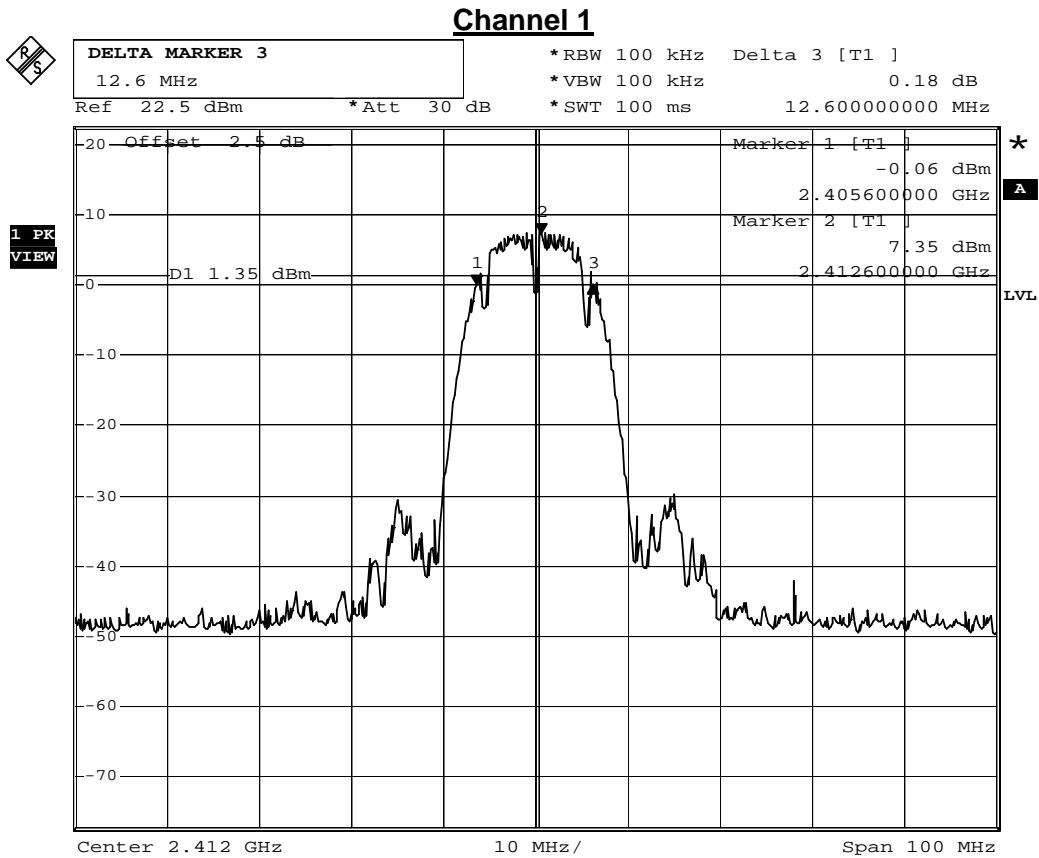
7.6. Uncertainty

The measurement uncertainty is defined as $\pm 150\text{Hz}$

7.7. Test Result

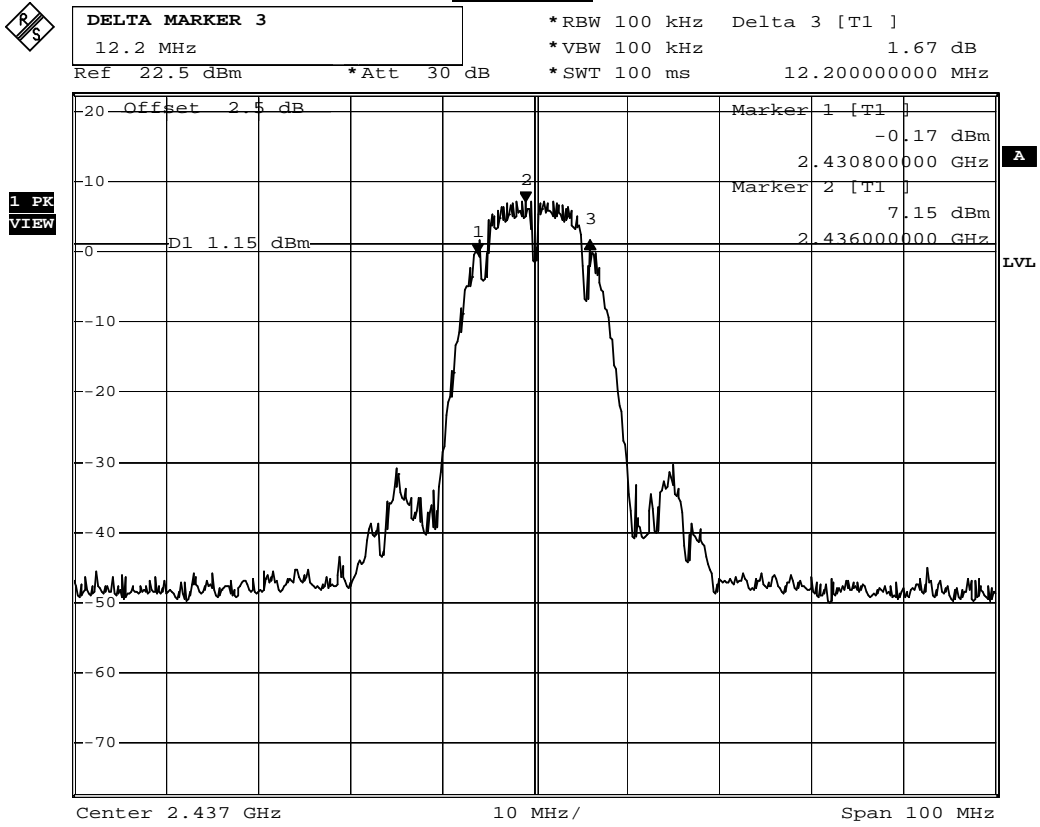
Product	Wireless N Day/Night Home Network Camera		
Test Item	Occupied Bandwidth		
Test Mode	Transmit		
Date of Test	2010/10/15	Test Site	SR7

802.11 b				
Channel No.	Frequency (MHz)	Measurement Level (kHz)	Required Limit (kHz)	Result
1	2412	12600	≥ 500	Pass
6	2437	12200	≥ 500	Pass
11	2462	12600	≥ 500	Pass



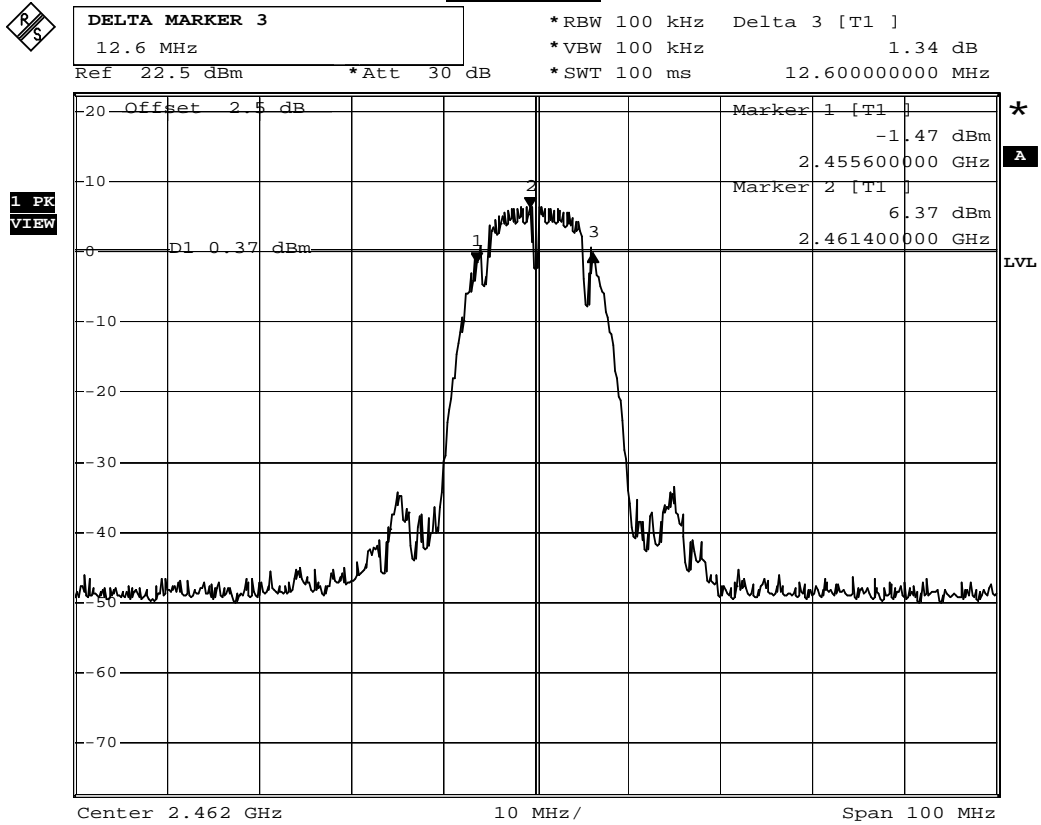
Date: 15.OCT.2010 14:32:26

Channel 6



Date: 15.OCT.2010 14:33:27

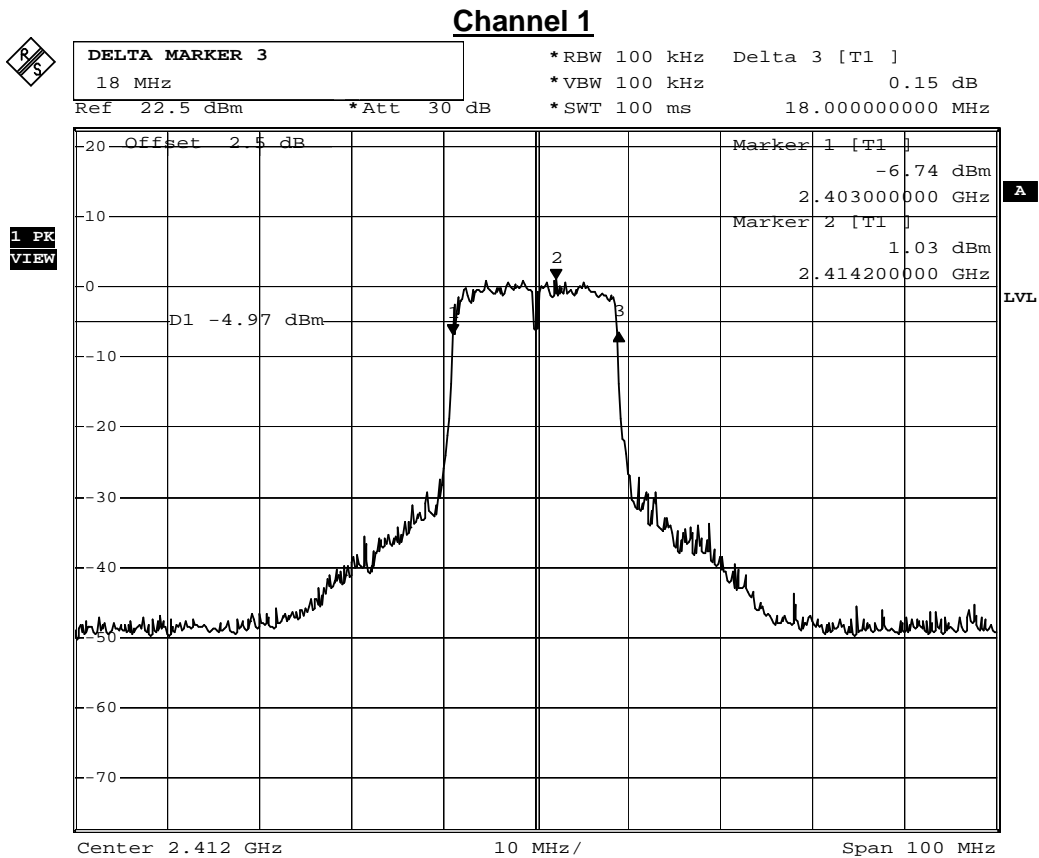
Channel 11



Date: 15.OCT.2010 14:35:12

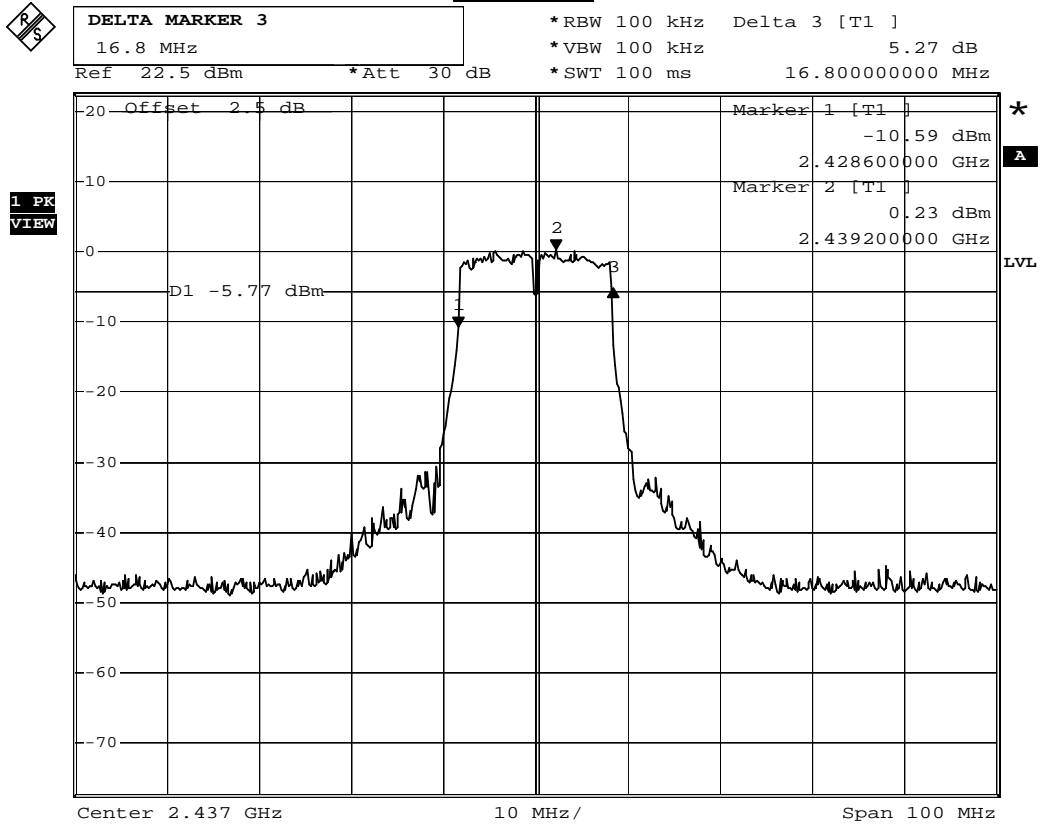
Product	Wireless N Day/Night Home Network Camera		
Test Item	Occupied Bandwidth		
Test Mode	Transmit		
Date of Test	2010/10/15	Test Site	SR7

IEEE 802.11g				
Channel No.	Frequency (MHz)	Measurement Level (kHz)	Required Limit (kHz)	Result
1	2412	18000	≥ 500	Pass
6	2437	16800	≥ 500	Pass
11	2462	16800	≥ 500	Pass



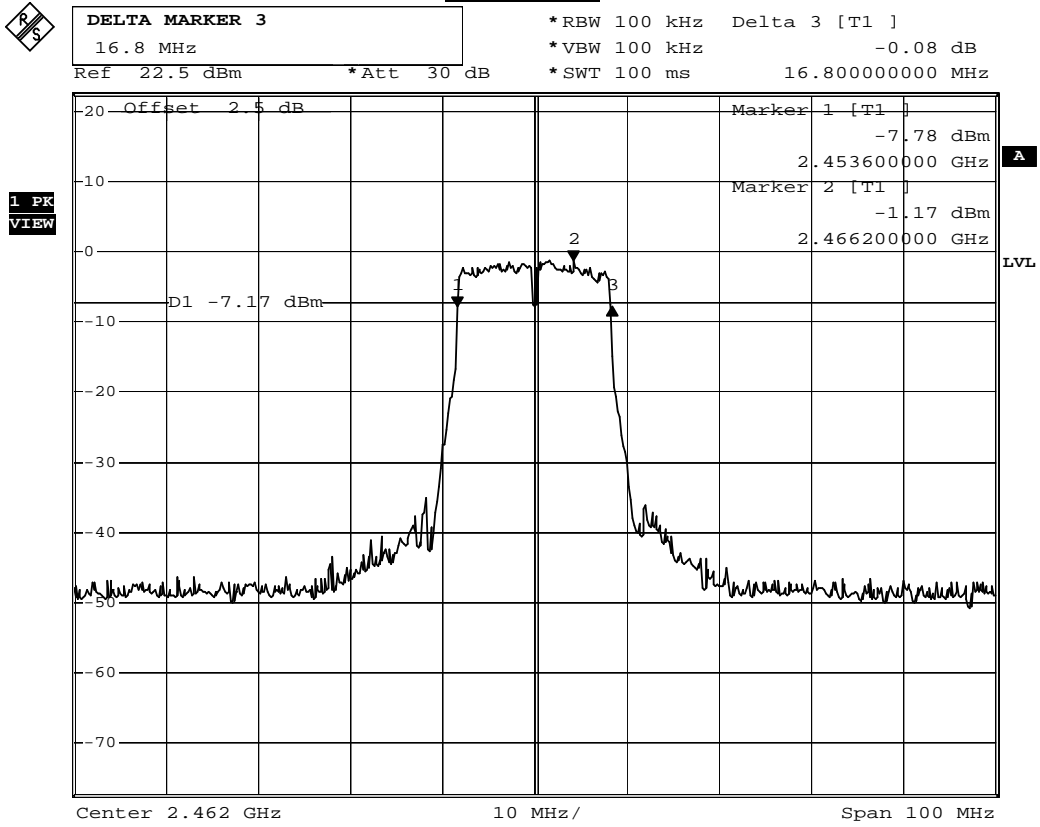
Date: 15.OCT.2010 14:14:21

Channel 6



Date: 15.OCT.2010 14:26:00

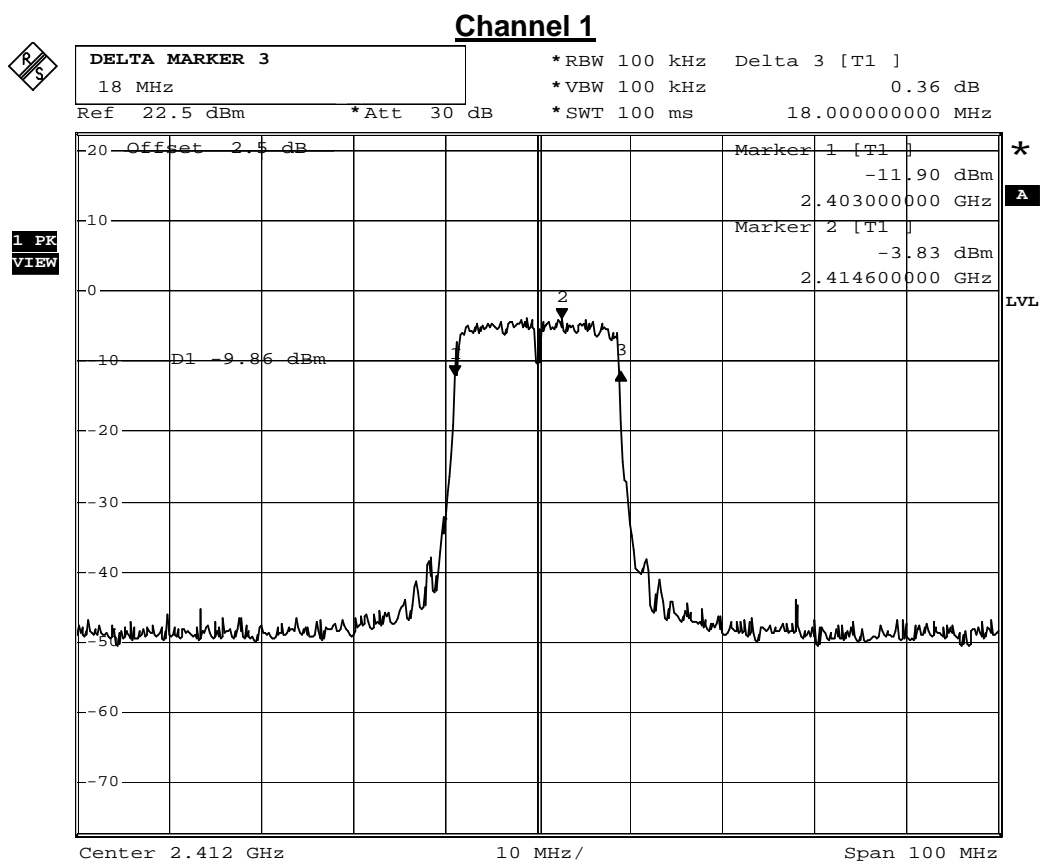
Channel 11



Date: 15.OCT.2010 14:27:29

Product	Wireless N Day/Night Home Network Camera		
Test Item	Occupied Bandwidth		
Test Mode	Transmit		
Date of Test	2010/10/15	Test Site	SR7

IEEE 802.11n (20MHz)				
Channel No.	Frequency (MHz)	Measurement Level (kHz)	Required Limit (kHz)	Result
1	2412	18000	≥ 500	Pass
6	2437	18000	≥ 500	Pass
11	2462	18000	≥ 500	Pass



Date: 15.OCT.2010 14:06:20

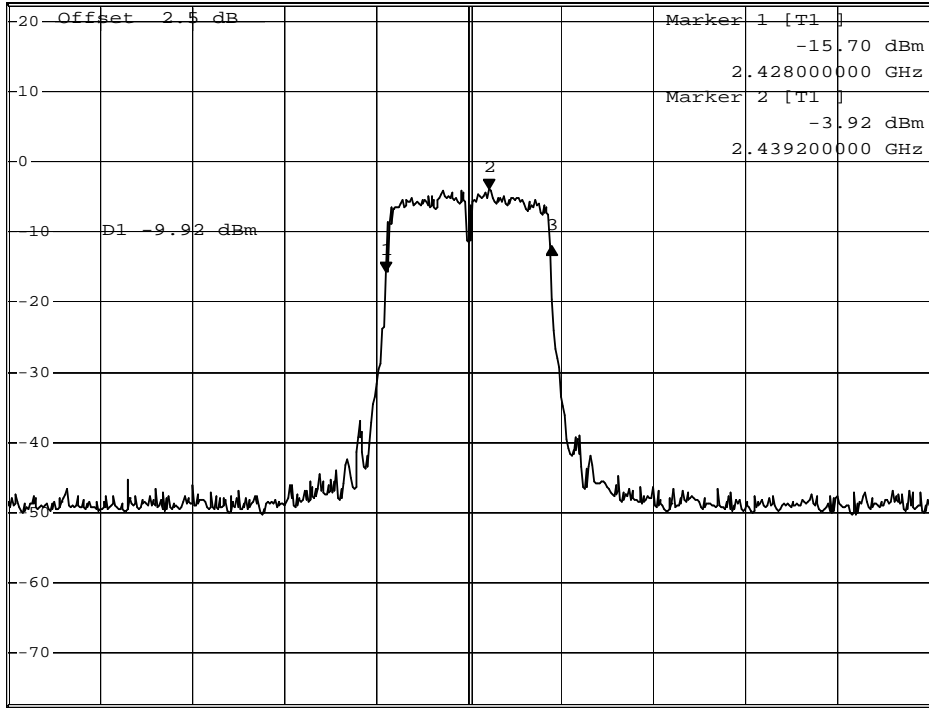
Channel 6



DELTA MARKER 3
 18 MHz
 Ref 22.5 dBm *Att 30 dB

*RBW 100 kHz Delta 3 [T1]
 *VBW 100 kHz 3.72 dB
 *SWT 100 ms 18.000000000 MHz

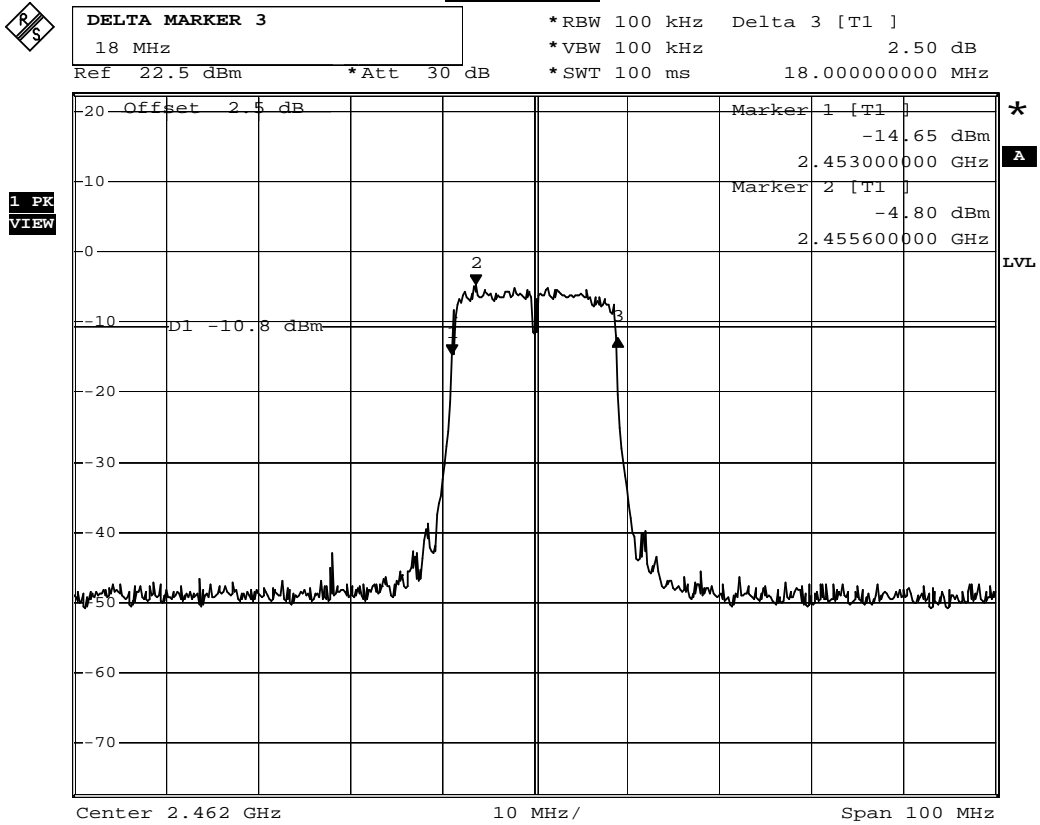
1 PK
 VIEW



Center 2.437 GHz 10 MHz/ Span 100 MHz

Date: 15.OCT.2010 14:08:25

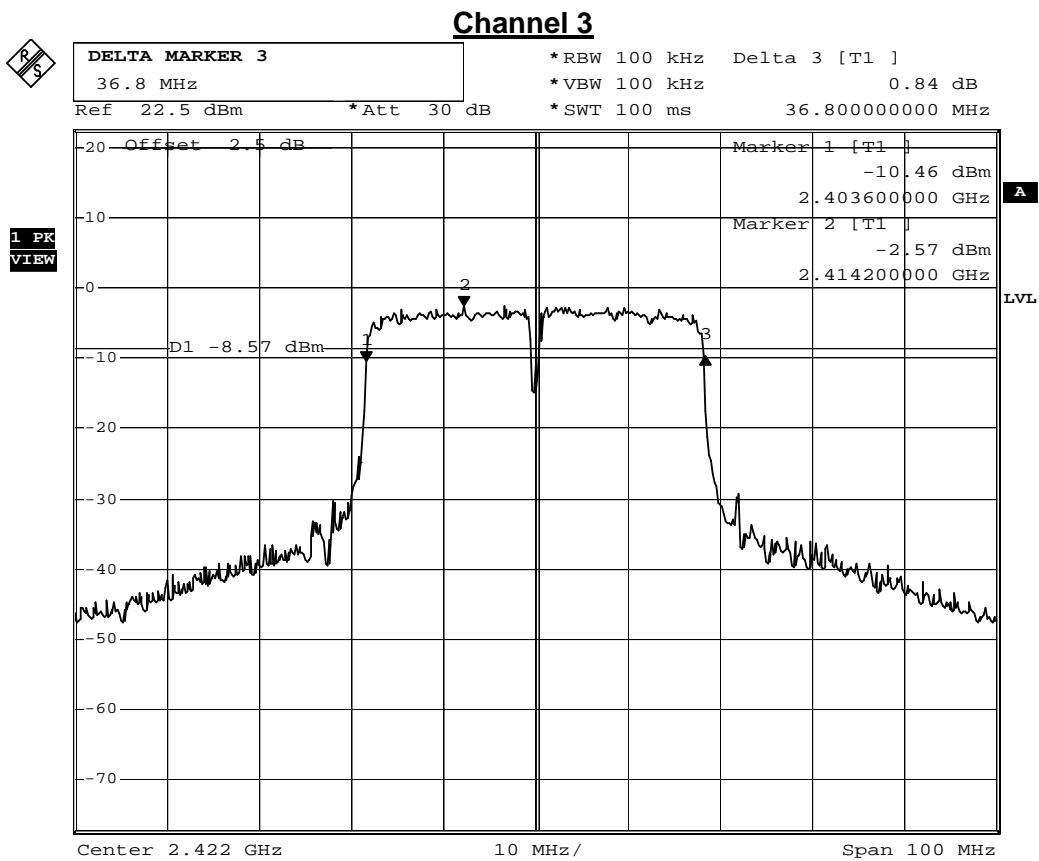
Channel 11



Date: 15.OCT.2010 14:12:35

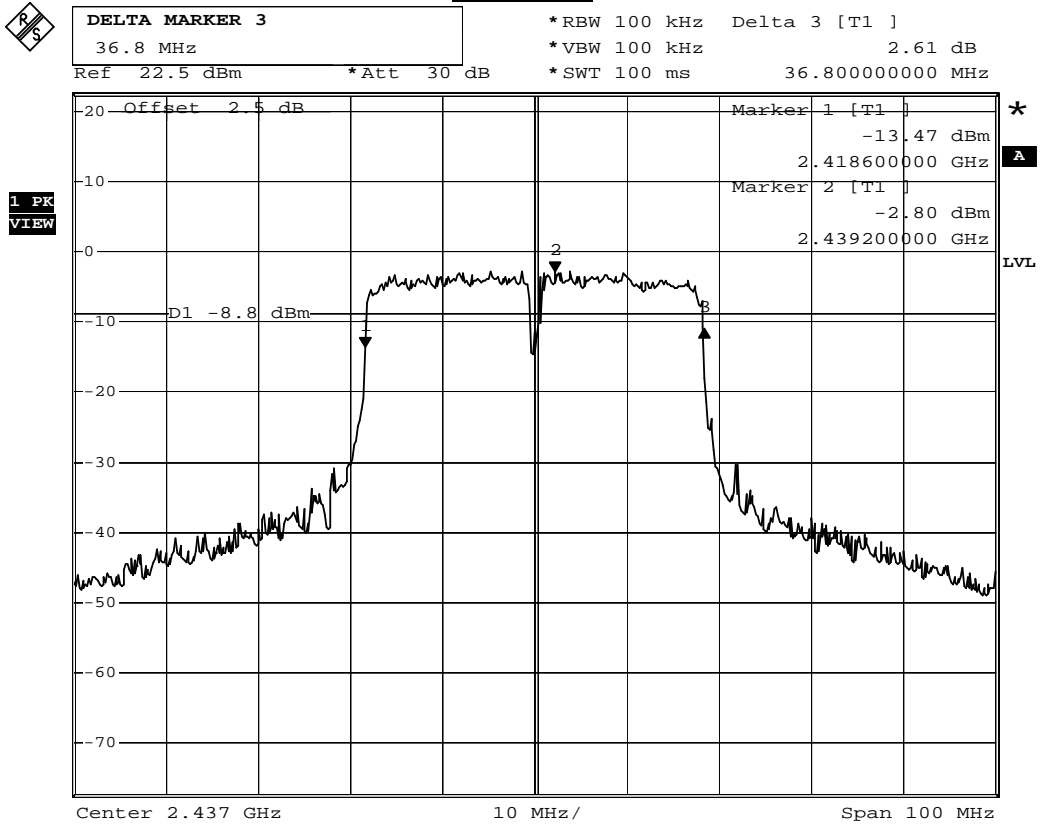
Product	Wireless N Day/Night Home Network Camera		
Test Item	Occupied Bandwidth		
Test Mode	Transmit		
Date of Test	2010/10/15	Test Site	SR7

IEEE 802.11n (40MHz)				
Channel No.	Frequency (MHz)	Measurement Level (kHz)	Required Limit (kHz)	Result
3	2422	36800	≥ 500	Pass
6	2437	36800	≥ 500	Pass
9	2452	36800	≥ 500	Pass



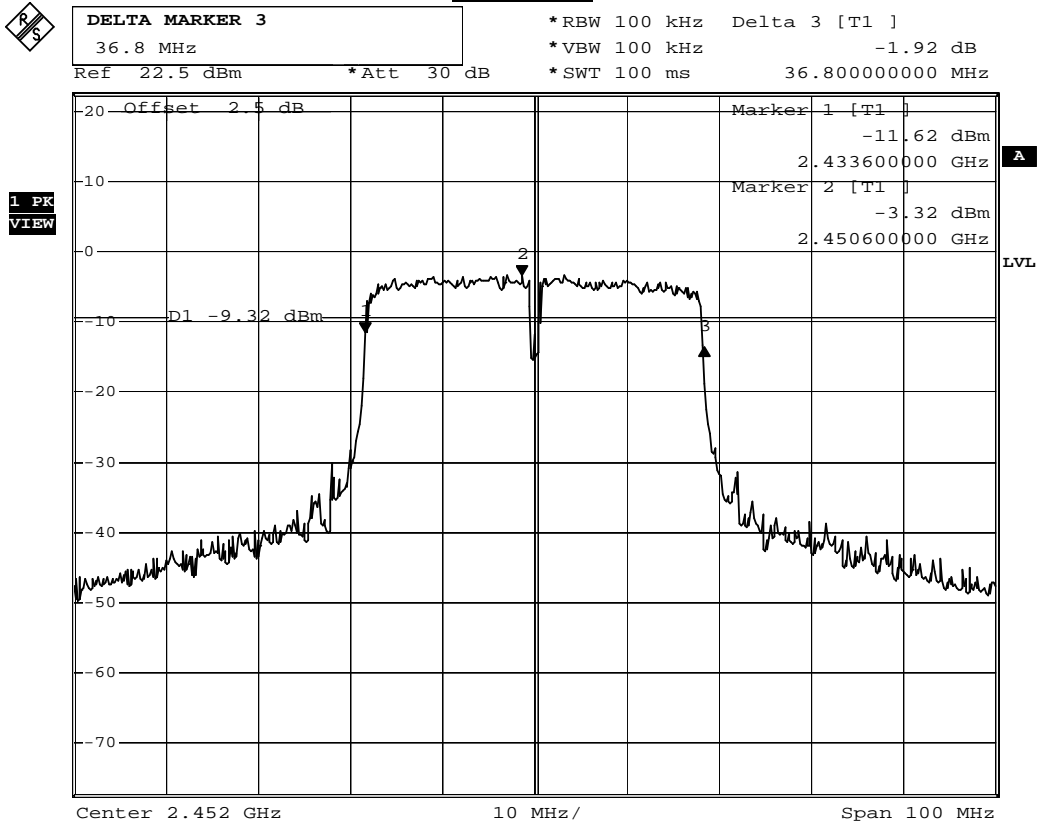
Date: 15.OCT.2010 14:03:17

Channel 6



Date: 15.OCT.2010 14:01:41

Channel 9



Date: 15.OCT.2010 13:56:20

8. Power Density

8.1. Test Equipment

The following test equipment is used during the test:

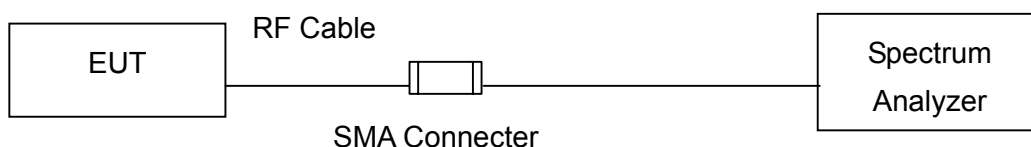
Power Density / SR7

Instrument	Manufacturer	Model No.	Serial No	Next Cal. Date
Spectrum Analyzer	R&S	FSP	100561	2011/02/04

Note: 1. All equipments that need to calibrate are with calibration period of 1 year.

8.2. Test Setup

IEEE 802.11 b / g / n (20M / 40M) MODE



8.3. Limits

The peak power spectral density conducted from the intentional radiated to the antenna shall not be greater than +8dBm in any 3kHz band during any time interval of continuous transmission.

8.4. Test Procedures

The EUT was setup according to ANSI C63.4: 2009; tested according to DTS test procedure of Oct 2002 KDB558074 for compliance to FCC 47CFR 15.247 requirements.
Set RBW= 3 kHz, Set VBW \geq 9 kHz, Sweep time=Auto, Set detector=Peak detector

8.5. Test Specification

According to FCC Part 15 Subpart C Paragraph 15.247: 2009

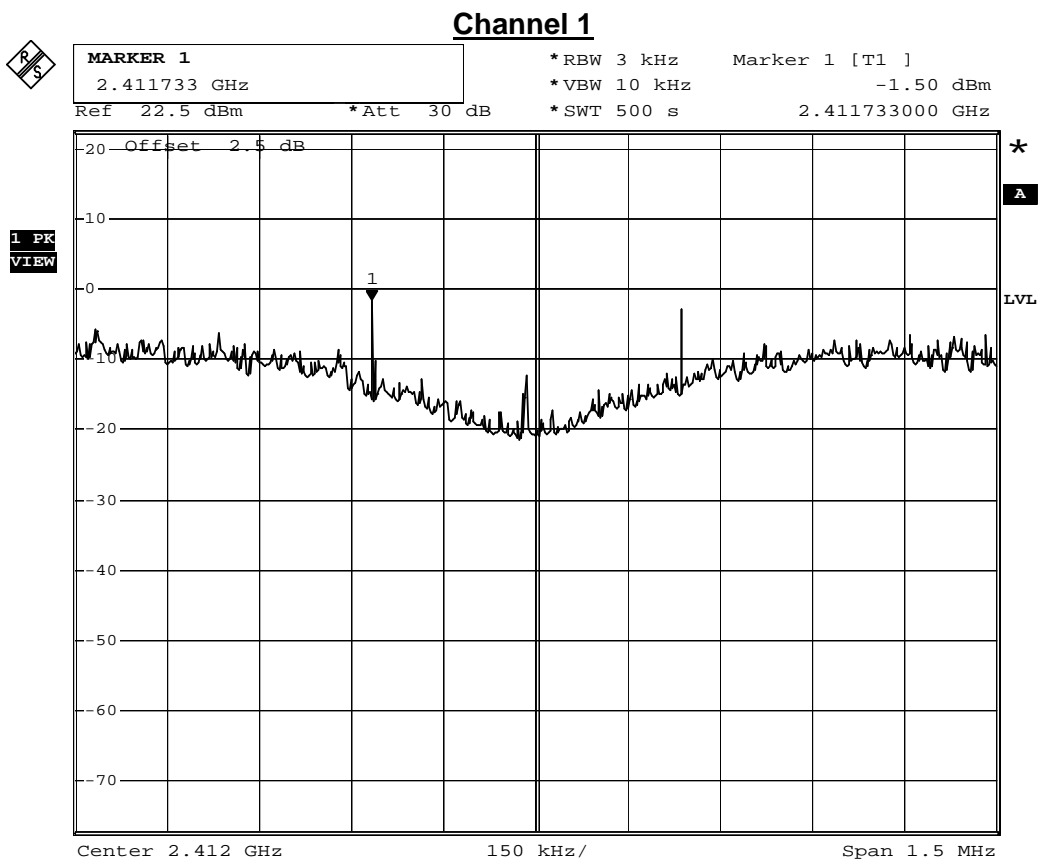
8.6. Uncertainty

The measurement uncertainty is defined as ± 1.27 dB.

8.7. Test Result

Product	Wireless N Day/Night Home Network Camera		
Test Item	Power Density		
Test Mode	Transmit		
Date of Test	2010/10/15	Test Site	SR7

IEEE 802.11b				
Channel No.	Frequency (MHz)	Measure Level (dBm)	Limit (dBm)	Result
1	2412	-1.50	≤ 8	Pass
6	2437	-1.56	≤ 8	Pass
11	2462	-1.29	≤ 8	Pass

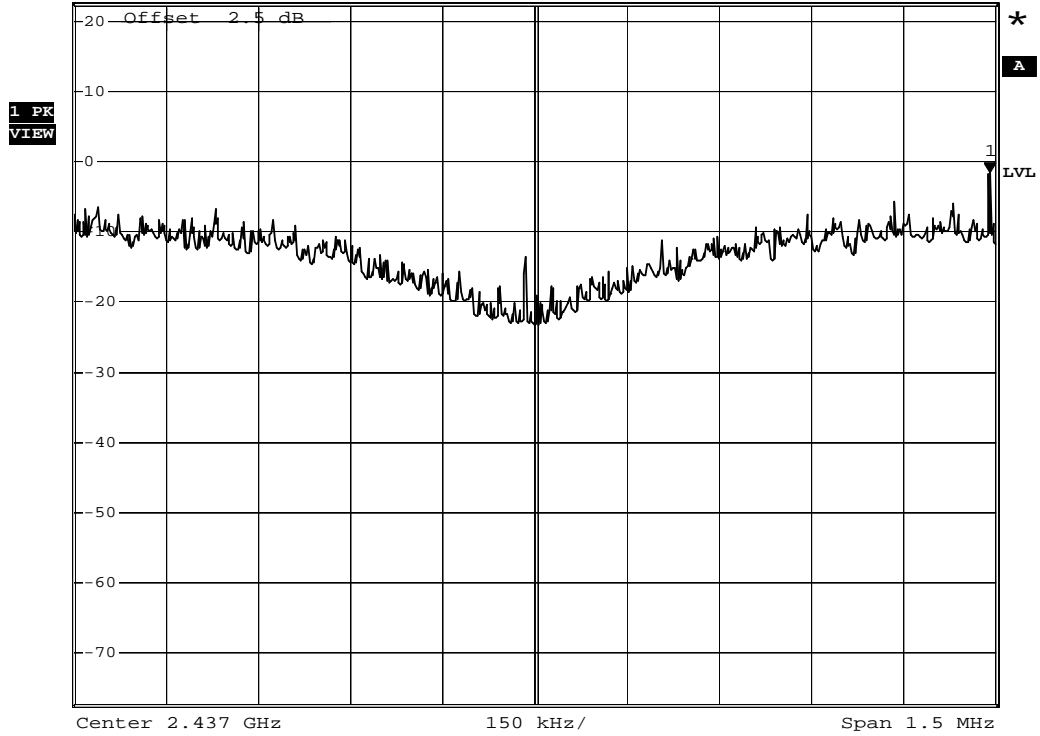


Date: 15.OCT.2010 14:53:59

Channel 6

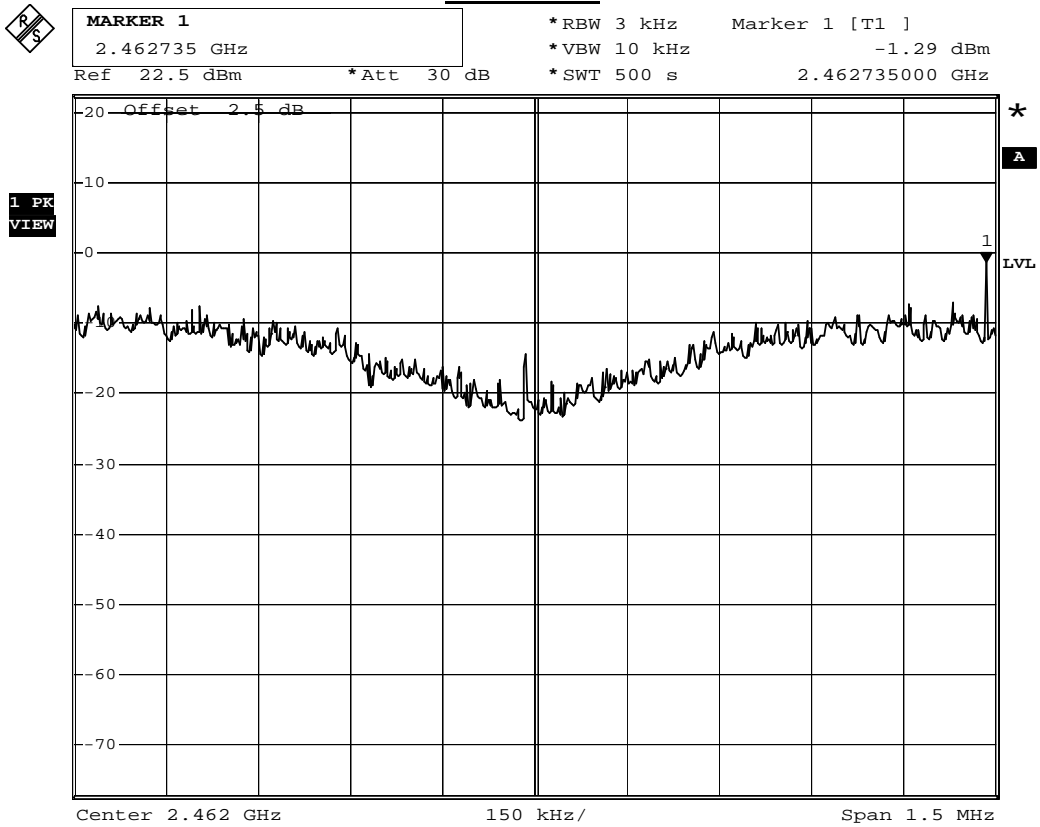


MARKER 1	*RBW 3 kHz	Marker 1 [T1]
2.437741 GHz	*VBW 10 kHz	-1.56 dBm
Ref 22.5 dBm	*Att 30 dB	*SWT 500 s
		2.437741000 GHz



Date: 15.OCT.2010 15:11:31

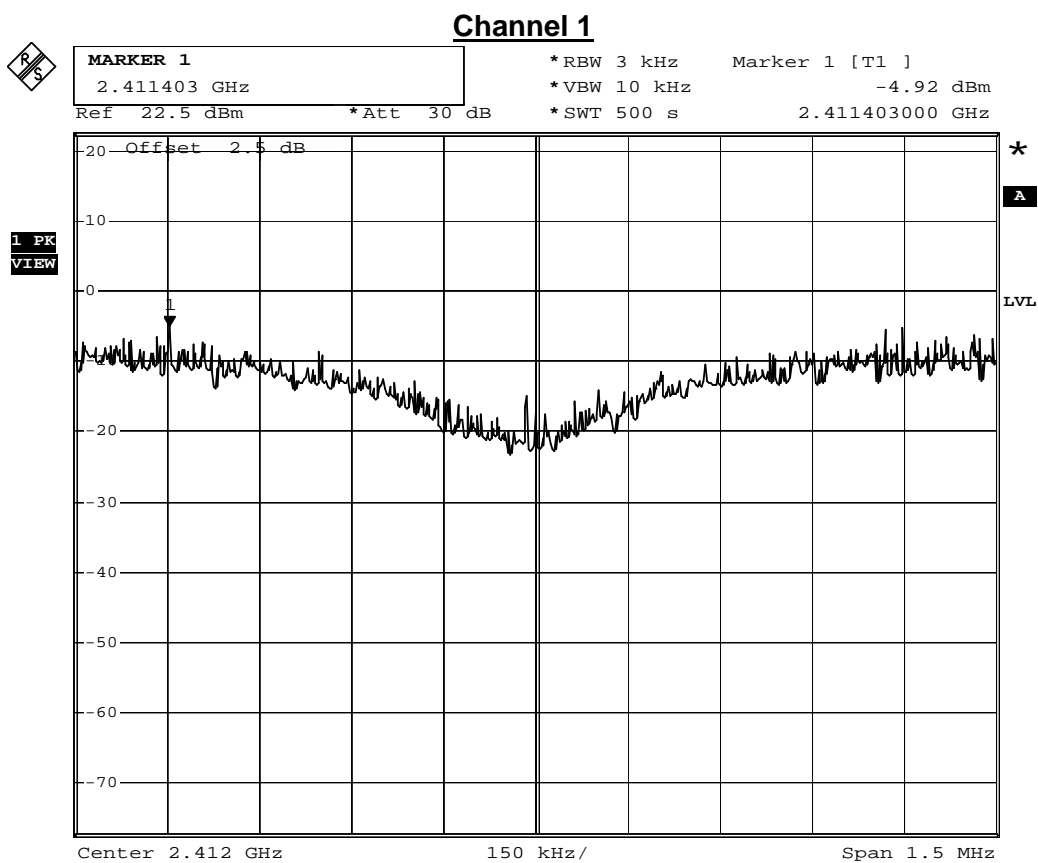
Channel 11



Date: 15.OCT.2010 14:42:41

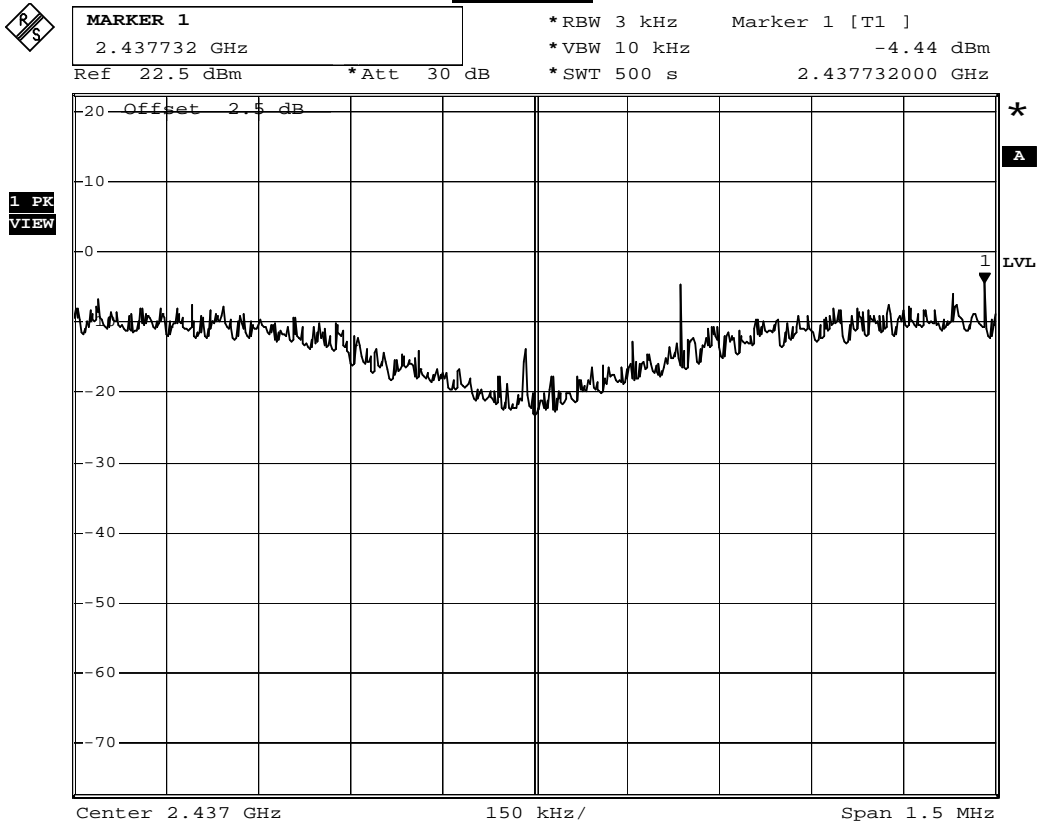
Product	Wireless N Day/Night Home Network Camera		
Test Item	Power Density		
Test Mode	Transmit		
Date of Test	2010/10/15	Test Site	SR7

IEEE 802.11g				
Channel No.	Frequency (MHz)	Measure Level (dBm)	Limit (dBm)	Result
1	2412	-4.92	≤ 8	Pass
6	2437	-4.44	≤ 8	Pass
11	2462	-8.69	≤ 8	Pass



Date: 15.OCT.2010 15:00:10

Channel 6



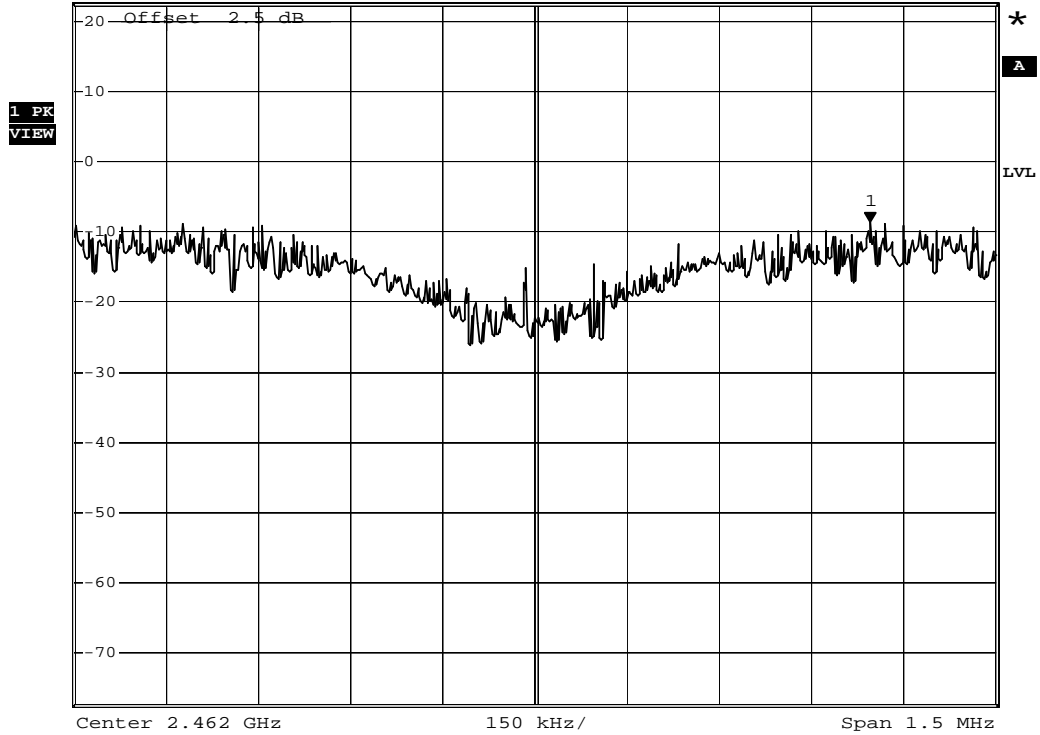
Date: 15.OCT.2010 15:04:53

Channel 11



MARKER 1
2.462546 GHz
Ref 22.5 dBm

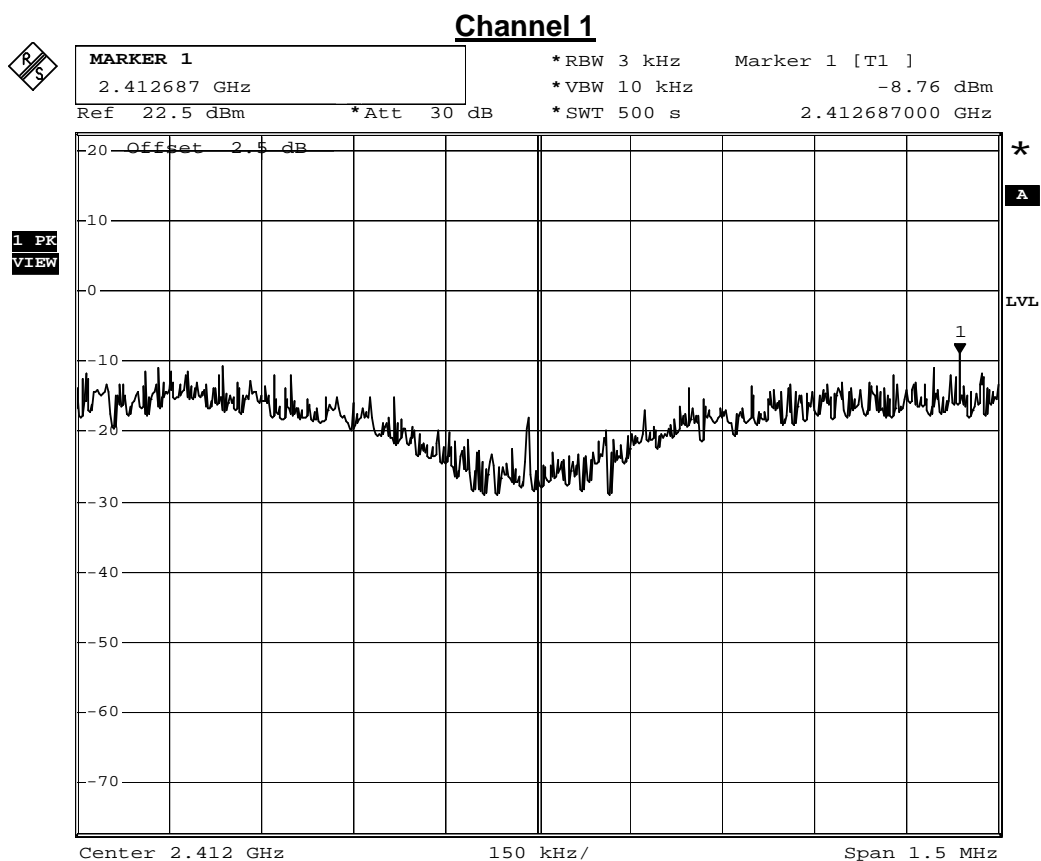
*RBW 3 kHz Marker 1 [T1]
*VBW 10 kHz -8.69 dBm
*SWT 500 s 2.462546000 GHz



Date: 15.OCT.2010 15:07:00

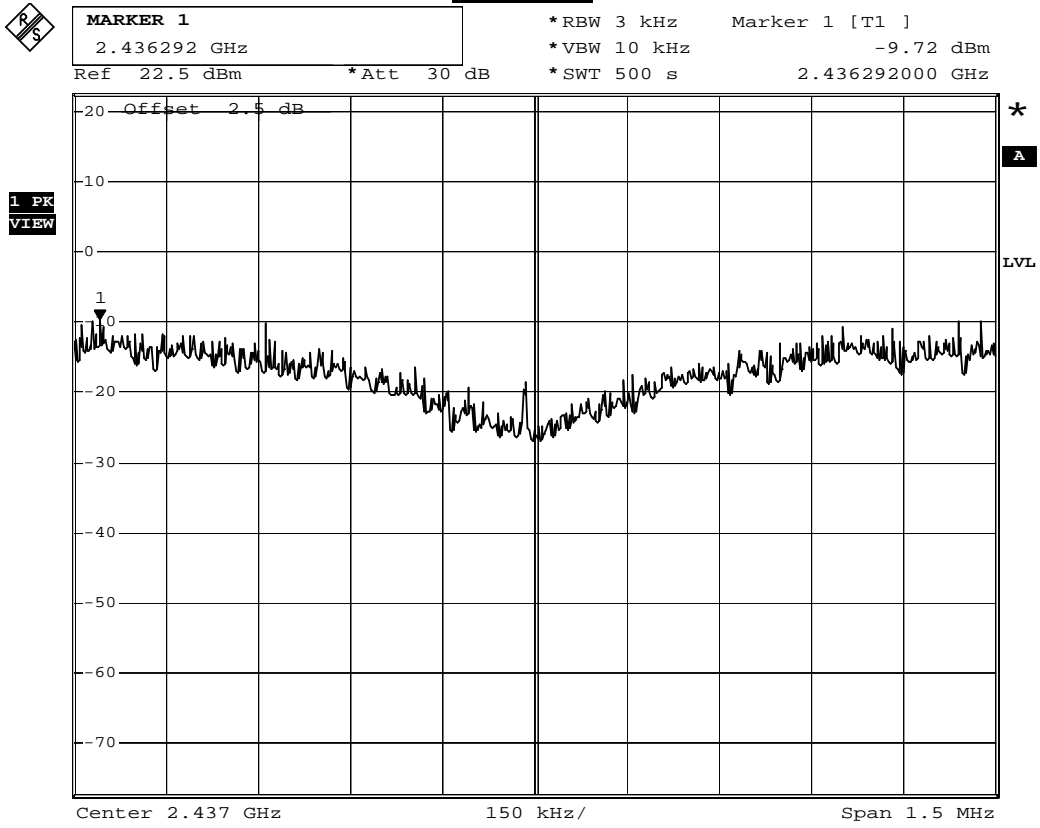
Product	Wireless N Day/Night Home Network Camera		
Test Item	Power Density		
Test Mode	Transmit		
Date of Test	2010/10/15	Test Site	SR7

IEEE 802.11N (20M)				
Channel No.	Frequency (MHz)	Measure Level (dBm)	Limit (dBm)	Result
1	2412	-8.76	≤ 8	Pass
6	2437	-9.72	≤ 8	Pass
11	2462	-11.69	≤ 8	Pass



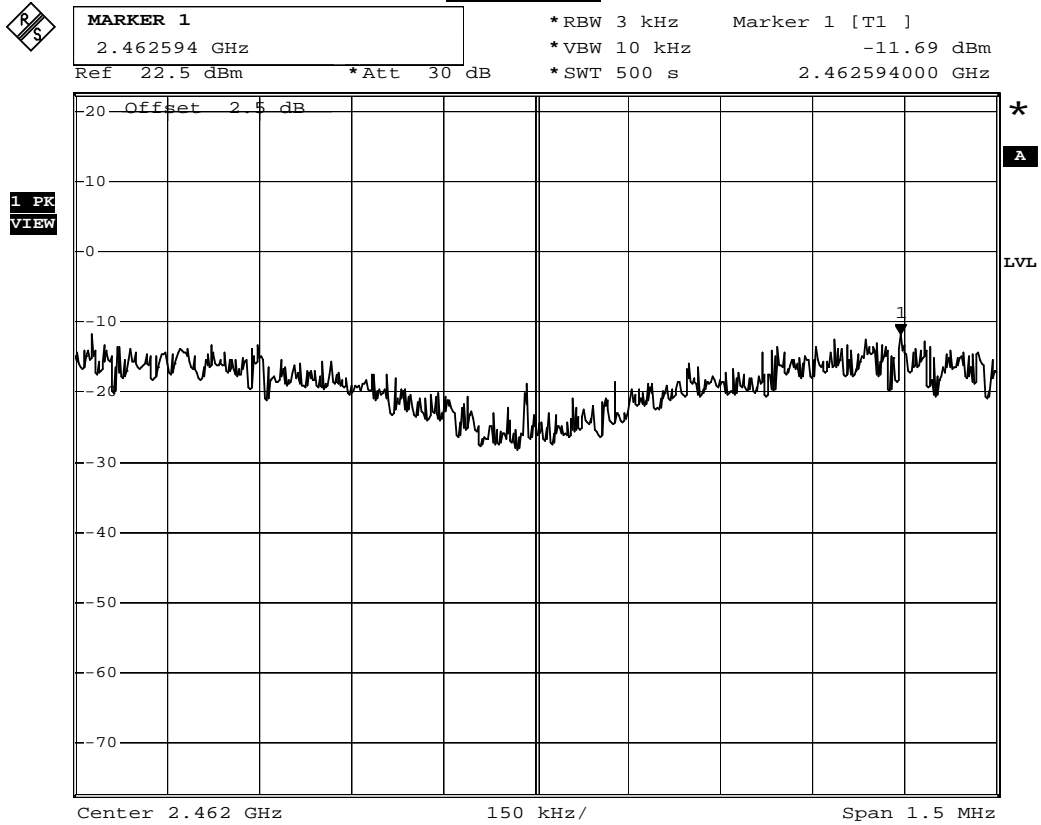
Date: 15.OCT.2010 15:09:34

Channel 6



Date: 15.OCT.2010 15:14:38

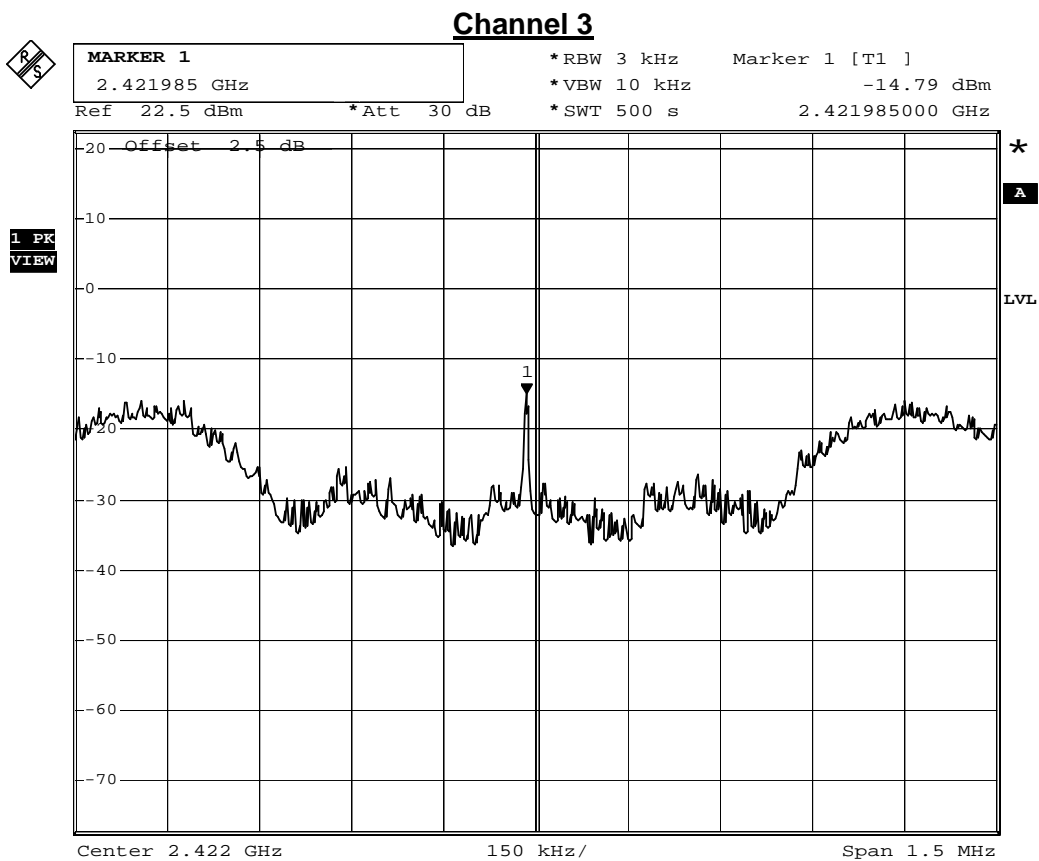
Channel 11



Date: 15.OCT.2010 15:18:17

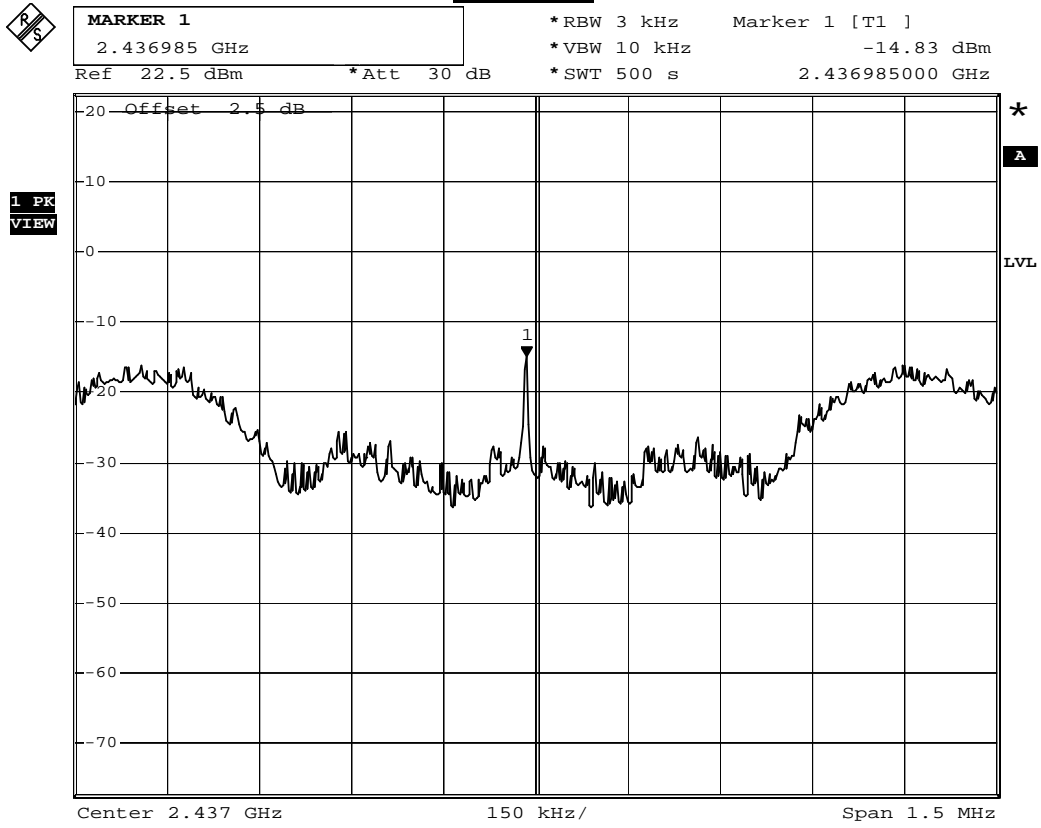
Product	Wireless N Day/Night Home Network Camera		
Test Item	Power Density		
Test Mode	Transmit		
Date of Test	2010/10/15	Test Site	SR7

IEEE 802.11n (40M)				
Channel No.	Frequency (MHz)	Measure Level (dBm)	Limit (dBm)	Result
3	2422	-14.79	≤ 8	Pass
6	2437	-14.83	≤ 8	Pass
9	2452	-15.29	≤ 8	Pass



Date: 15.OCT.2010 15:22:15

Channel 6



Date: 15.OCT.2010 15:33:45

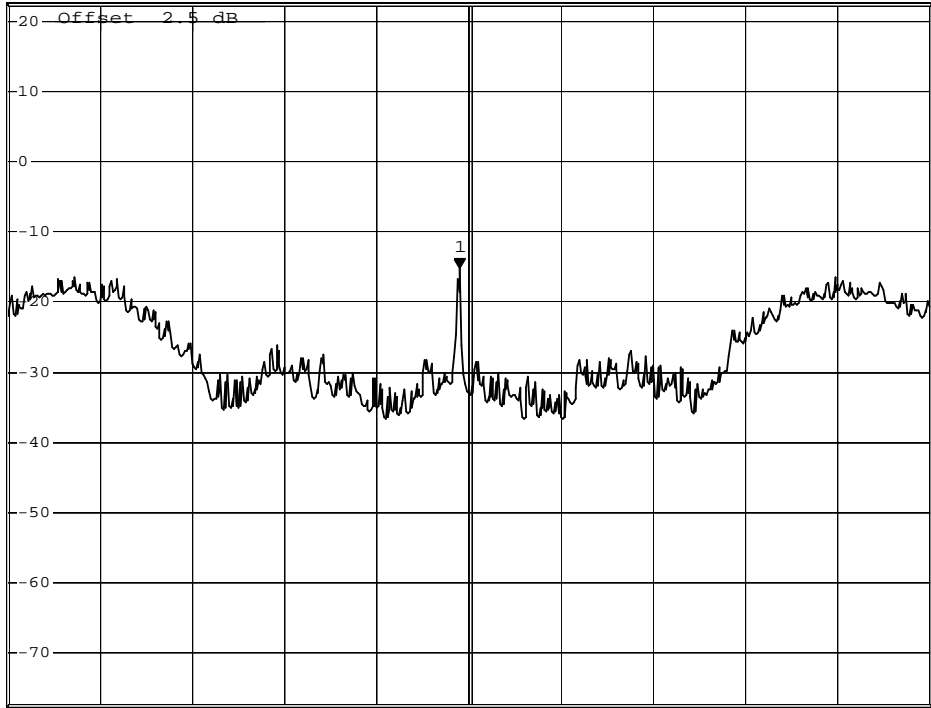
Channel 9



MARKER 1
2.451985 GHz
Ref 22.5 dBm

*RBW 3 kHz Marker 1 [T1]
*VBW 10 kHz -15.29 dBm
*SWT 500 s 2.451985000 GHz

1 PK
VIEW



Date: 15.OCT.2010 15:38:46