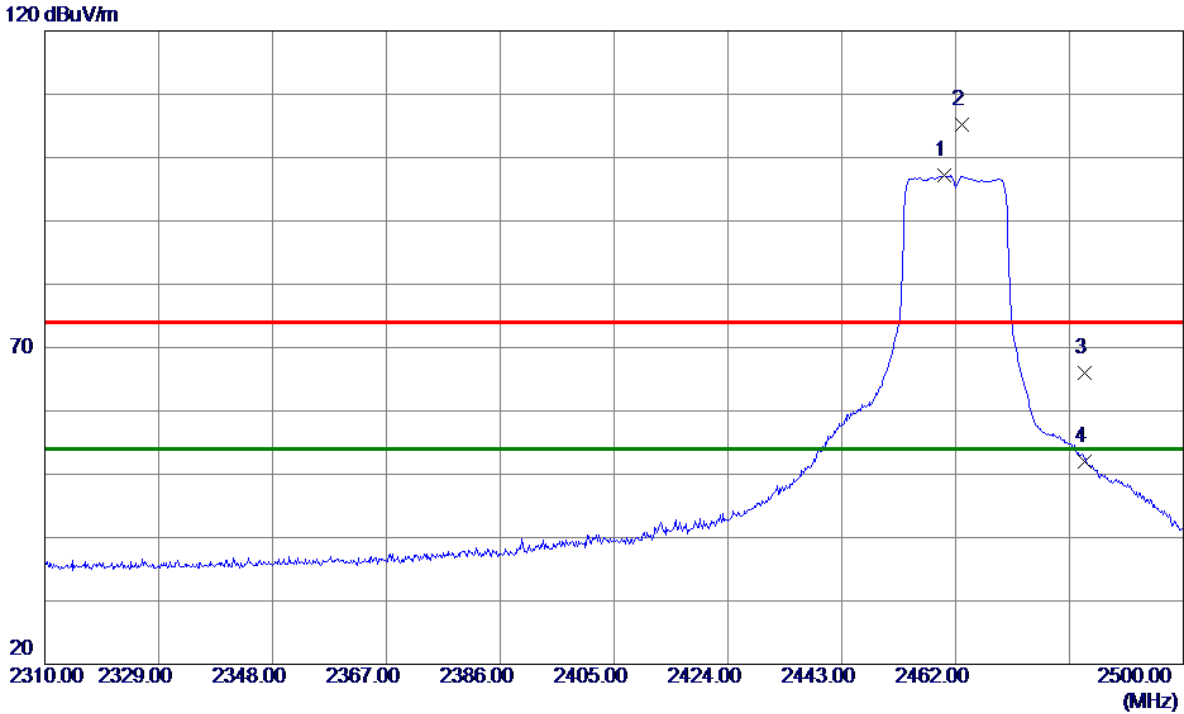


Test Mode: TX G Mode 2462 MHz_Ant. 2

Vertical



No.	Freq. MHz	Reading Level dBuV/m	Correct Factor dB	Measure ment dBuV/m	Limit dBuV/m	Margin dB	Detector	Comment
1 *	2460.1000	64.57	32.60	97.17	54.00	43.17	AVG	No limit
2	2463.1399	72.55	32.60	105.15	74.00	31.15	Peak	No limit
3	2483.5000	33.33	32.66	65.99	74.00	-8.01	Peak	
4	2483.5000	19.31	32.66	51.97	54.00	-2.03	AVG	

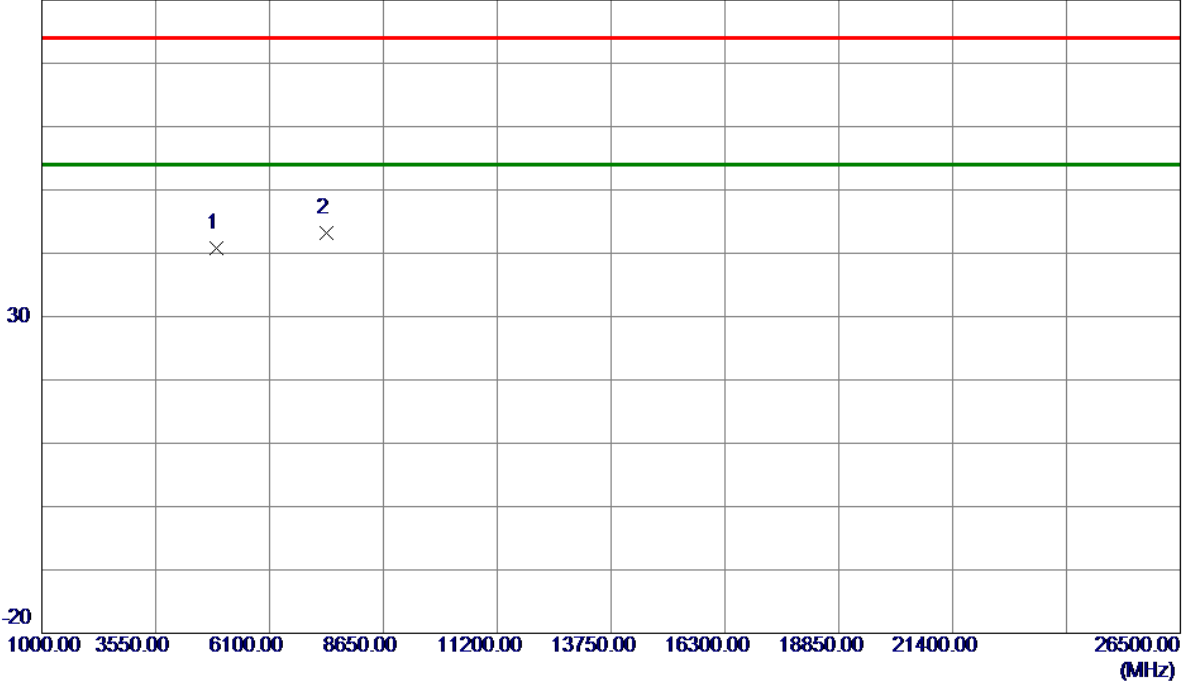
REMARKS:

- (1) Measurement Value = Reading Level + Correct Factor.
- (2) Margin Level = Measurement Value - Limit Value.

Test Mode: TX G Mode 2462 MHz_Ant. 1

Vertical

80 dBuV/m



No.	Freq. MHz	Reading Level dBuV/m	Correct Factor dB	Measure ment dBuV/m	Limit dBuV/m	Margin dB	Detector	Comment
1	4924.0000	50.18	-9.31	40.87	74.00	-33.13	Peak	
2 *	7386.0000	45.77	-2.60	43.17	74.00	-30.83	Peak	

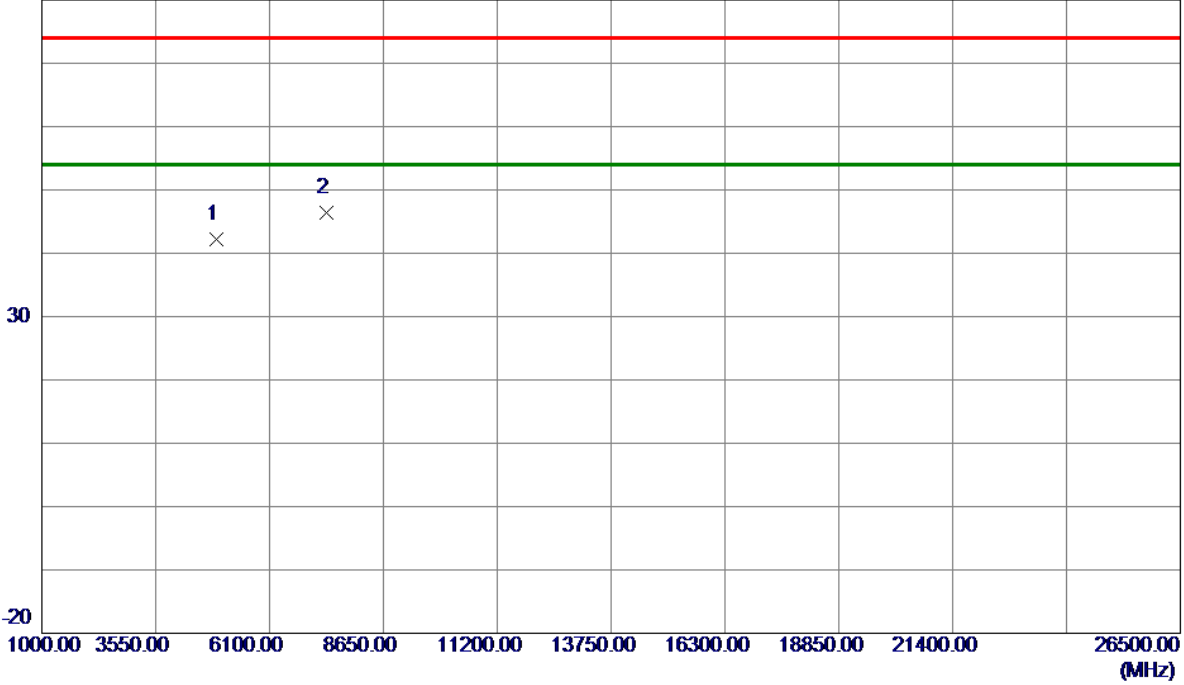
REMARKS:

- (1) Measurement Value = Reading Level + Correct Factor.
- (2) Margin Level = Measurement Value - Limit Value.

Test Mode: TX G Mode 2462 MHz_Ant. 2

Vertical

80 dBuV/m



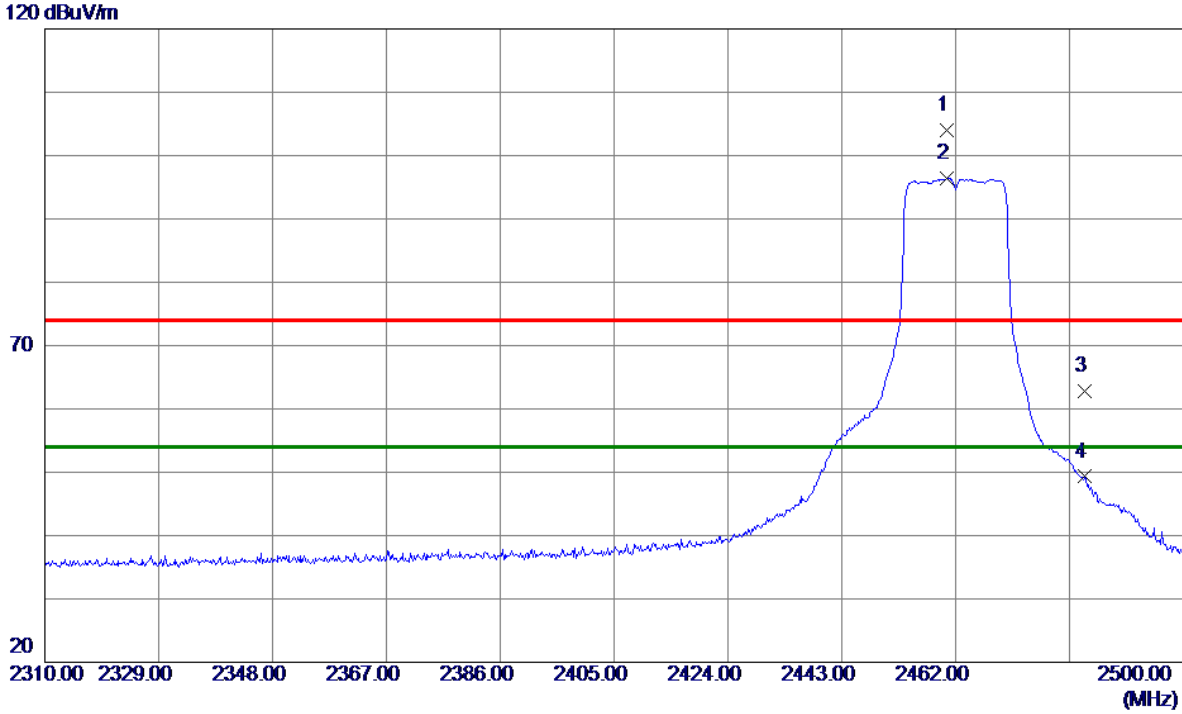
No.	Freq. MHz	Reading Level dBuV/m	Correct Factor dB	Measure ment dBuV/m	Limit dBuV/m	Margin dB	Detector	Comment
1	4924.0000	51.58	-9.31	42.27	74.00	-31.73	Peak	
2 *	7386.0000	48.93	-2.60	46.33	74.00	-27.67	Peak	

REMARKS:

- (1) Measurement Value = Reading Level + Correct Factor.
- (2) Margin Level = Measurement Value - Limit Value.

Test Mode: TX G Mode 2462 MHz_Ant. 1

Horizontal



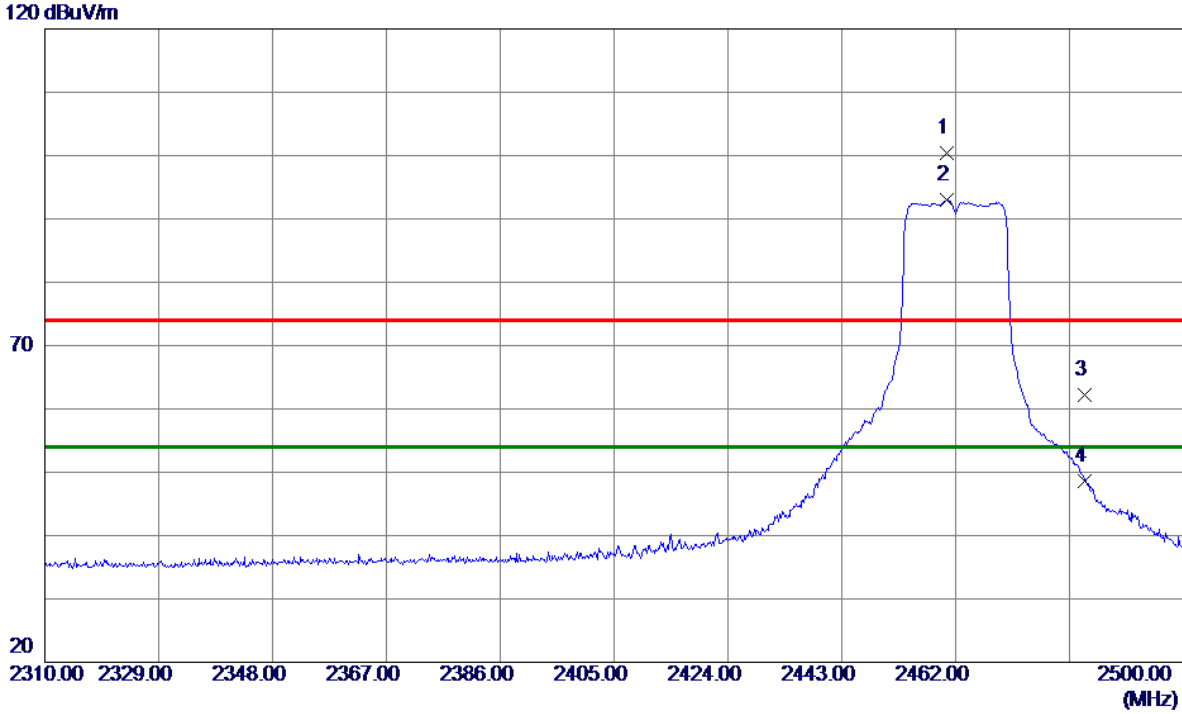
No.	Freq. MHz	Reading Level dBuV/m	Correct Factor dB	Measure ment dBuV/m	Limit dBuV/m	Margin dB	Detector	Comment
1	2460.4800	71.36	32.60	103.96	74.00	29.96	Peak	No limit
2 *	2460.4800	63.81	32.60	96.41	54.00	42.41	AVG	No limit
3	2483.5000	30.20	32.66	62.86	74.00	-11.14	Peak	
4	2483.5000	16.64	32.66	49.30	54.00	-4.70	AVG	

REMARKS:

- (1) Measurement Value = Reading Level + Correct Factor.
- (2) Margin Level = Measurement Value - Limit Value.

Test Mode: TX G Mode 2462 MHz_Ant. 2

Horizontal



No.	Freq. MHz	Reading Level dBuV/m	Correct Factor dB	Measure ment dBuV/m	Limit dBuV/m	Margin dB	Detector	Comment
1	2460.4800	67.88	32.60	100.48	74.00	26.48	Peak	No limit
2 *	2460.4800	60.33	32.60	92.93	54.00	38.93	AVG	No limit
3	2483.5000	29.46	32.66	62.12	74.00	-11.88	Peak	
4	2483.5000	15.99	32.66	48.65	54.00	-5.35	AVG	

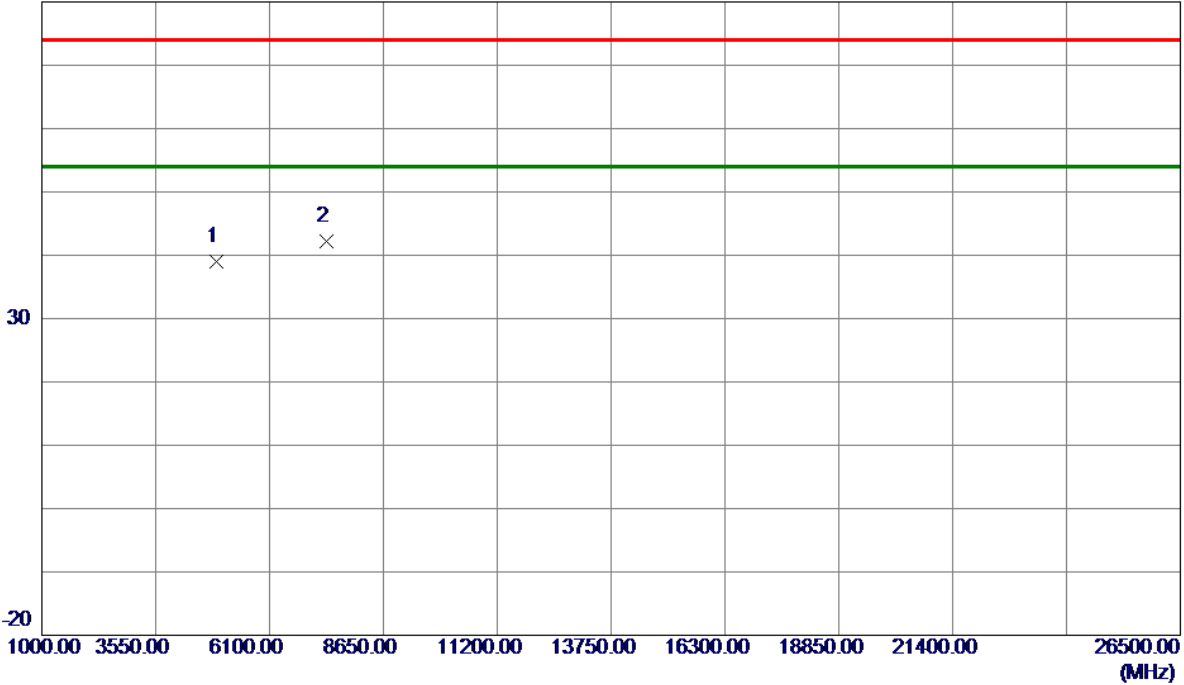
REMARKS:

- (1) Measurement Value = Reading Level + Correct Factor.
- (2) Margin Level = Measurement Value - Limit Value.

Test Mode: TX G Mode 2462 MHz_Ant. 1

Horizontal

80 dBuV/m



No.	Freq. MHz	Reading Level dBuV/m	Correct Factor dB	Measure ment dBuV/m	Limit dBuV/m	Margin dB	Detector	Comment
1	4924.0000	48.24	-9.31	38.93	74.00	-35.07	Peak	
2 *	7386.0000	44.78	-2.60	42.18	74.00	-31.82	Peak	

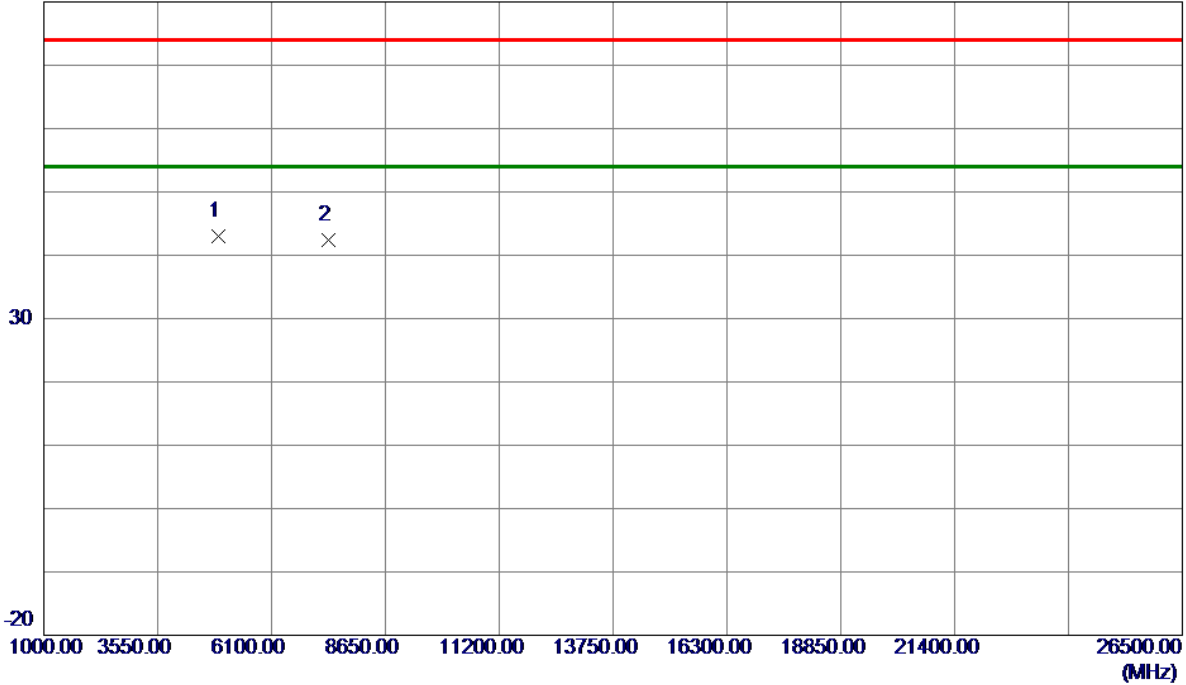
REMARKS:

- (1) Measurement Value = Reading Level + Correct Factor.
- (2) Margin Level = Measurement Value - Limit Value.

Test Mode: TX G Mode 2462 MHz_Ant. 2

Horizontal

80 dBuV/m



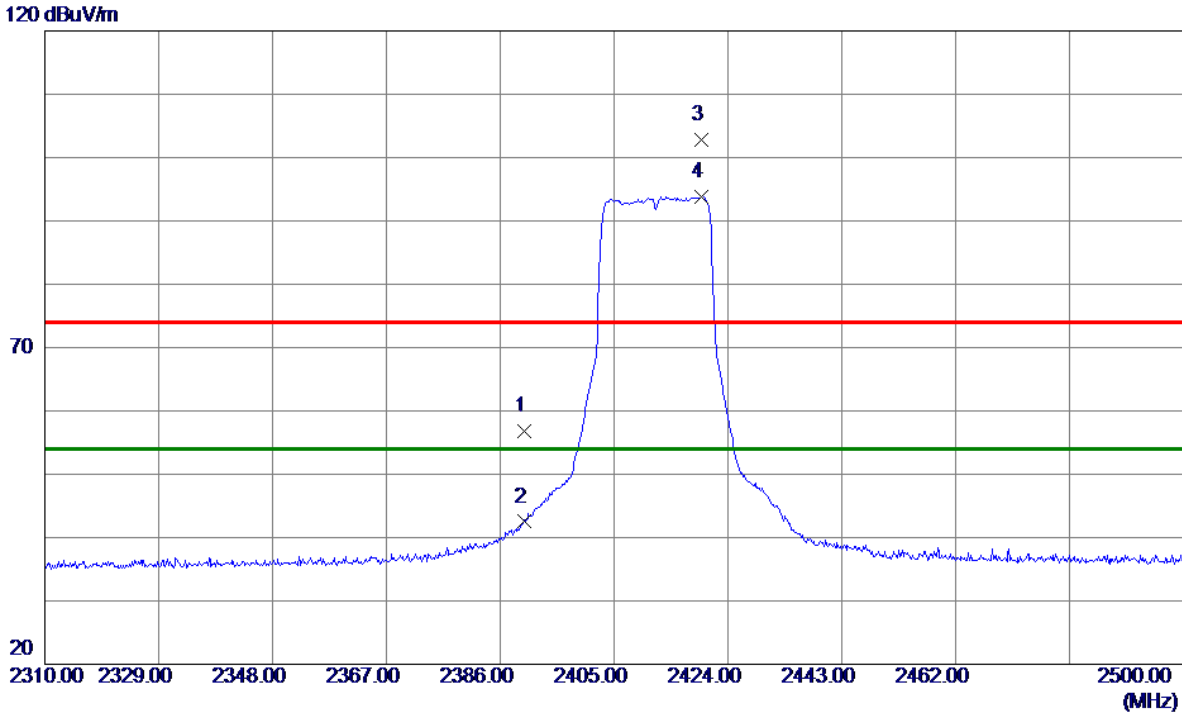
No.	Freq. MHz	Reading Level dBuV/m	Correct Factor dB	Measure ment dBuV/m	Limit dBuV/m	Margin dB	Detector	Comment
1 *	4924.0000	52.28	-9.31	42.97	74.00	-31.03	Peak	
2	7386.0000	44.96	-2.60	42.36	74.00	-31.64	Peak	

REMARKS:

- (1) Measurement Value = Reading Level + Correct Factor.
- (2) Margin Level = Measurement Value - Limit Value.

Test Mode: TX N-20M Mode 2412 MHz

Vertical



No.	Freq. MHz	Reading Level dBuV/m	Correct Factor dB	Measure ment dBuV/m	Limit dBuV/m	Margin dB	Detector	Comment
1	2390.0000	24.47	32.39	56.86	74.00	-17.14	Peak	
2	2390.0000	10.11	32.39	42.50	54.00	-11.50	AVG	
3	2419.6299	70.35	32.48	102.83	74.00	28.83	Peak	No limit
4 *	2419.6299	61.28	32.48	93.76	54.00	39.76	AVG	No limit

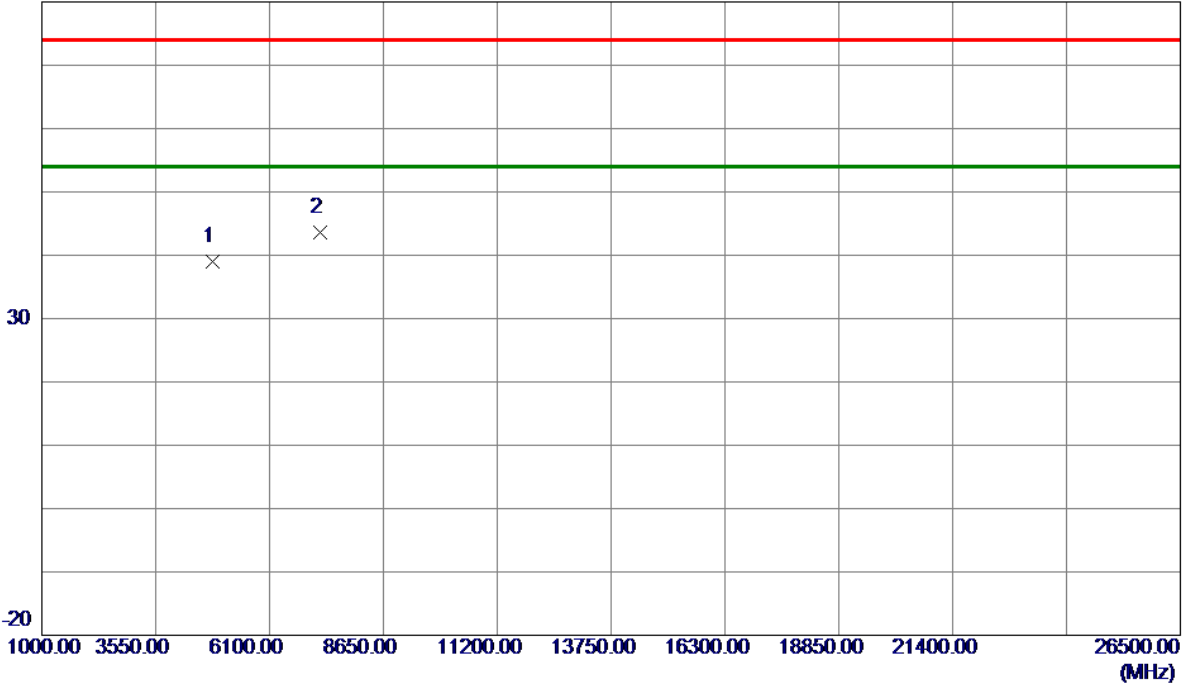
REMARKS:

- (1) Measurement Value = Reading Level + Correct Factor.
- (2) Margin Level = Measurement Value - Limit Value.

Test Mode: TX N-20M Mode 2412 MHz

Vertical

80 dBuV/m



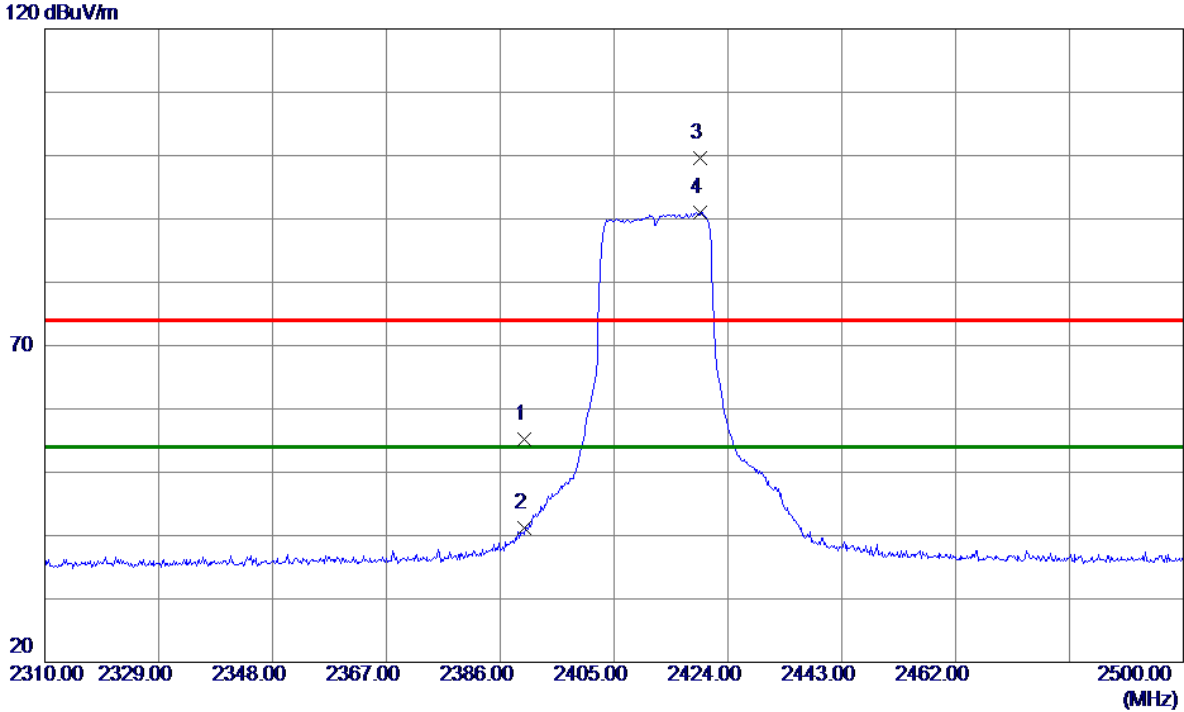
No.	Freq. MHz	Reading Level dBuV/m	Correct Factor dB	Measure ment dBuV/m	Limit dBuV/m	Margin dB	Detector	Comment
1	4824.0000	48.69	-9.69	39.00	74.00	-35.00	Peak	
2 *	7236.0000	46.50	-2.87	43.63	74.00	-30.37	Peak	

REMARKS:

- (1) Measurement Value = Reading Level + Correct Factor.
- (2) Margin Level = Measurement Value - Limit Value.

Test Mode: TX N-20M Mode 2412 MHz

Horizontal



No.	Freq. MHz	Reading Level dBuV/m	Correct Factor dB	Measure ment dBuV/m	Limit dBuV/m	Margin dB	Detector	Comment
1	2390.0000	22.76	32.39	55.15	74.00	-18.85	Peak	
2	2390.0000	8.74	32.39	41.13	54.00	-12.87	AVG	
3	2419.4400	67.09	32.48	99.57	74.00	25.57	Peak	No limit
4 *	2419.4400	58.47	32.48	90.95	54.00	36.95	AVG	No limit

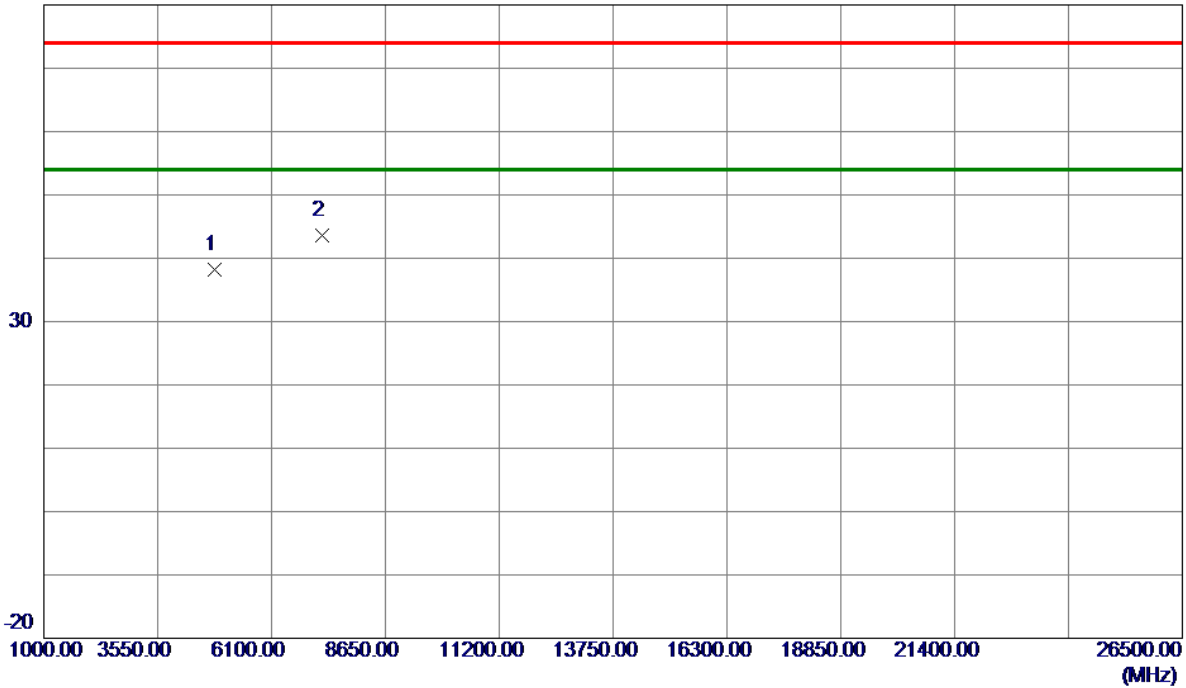
REMARKS:

- (1) Measurement Value = Reading Level + Correct Factor.
- (2) Margin Level = Measurement Value - Limit Value.

Test Mode: TX N-20M Mode 2412 MHz

Horizontal

80 dBuV/m



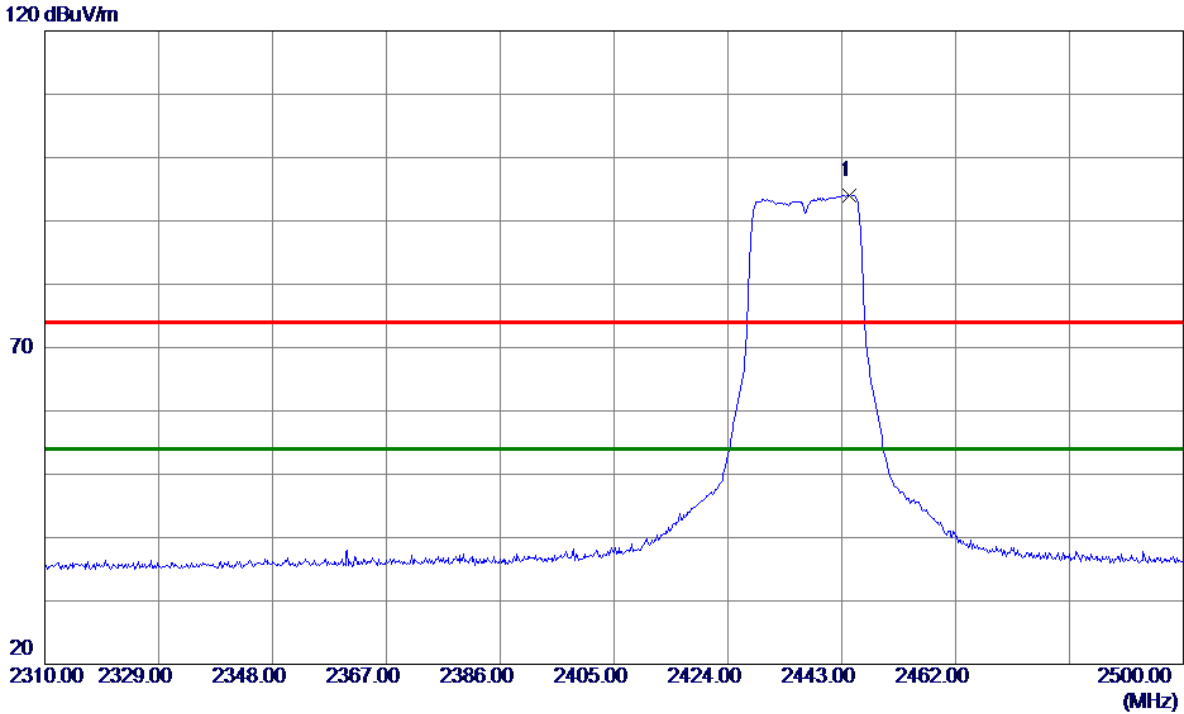
No.	Freq. MHz	Reading Level dBuV/m	Correct Factor dB	Measure ment dBuV/m	Limit dBuV/m	Margin dB	Detector	Comment
1	4824.0000	47.84	-9.69	38.15	74.00	-35.85	Peak	
2 *	7236.0000	46.38	-2.87	43.51	74.00	-30.49	Peak	

REMARKS:

- (1) Measurement Value = Reading Level + Correct Factor.
- (2) Margin Level = Measurement Value - Limit Value.

Test Mode: TX N-20M Mode 2437 MHz

Vertical



No.	Freq. MHz	Reading Level dBuV/m	Correct Factor dB	Measure ment dBuV/m	Limit dBuV/m	Margin dB	Detector	Comment
1 *	2444.3300	61.55	32.55	94.10	74.00	20.10	Peak	No limit

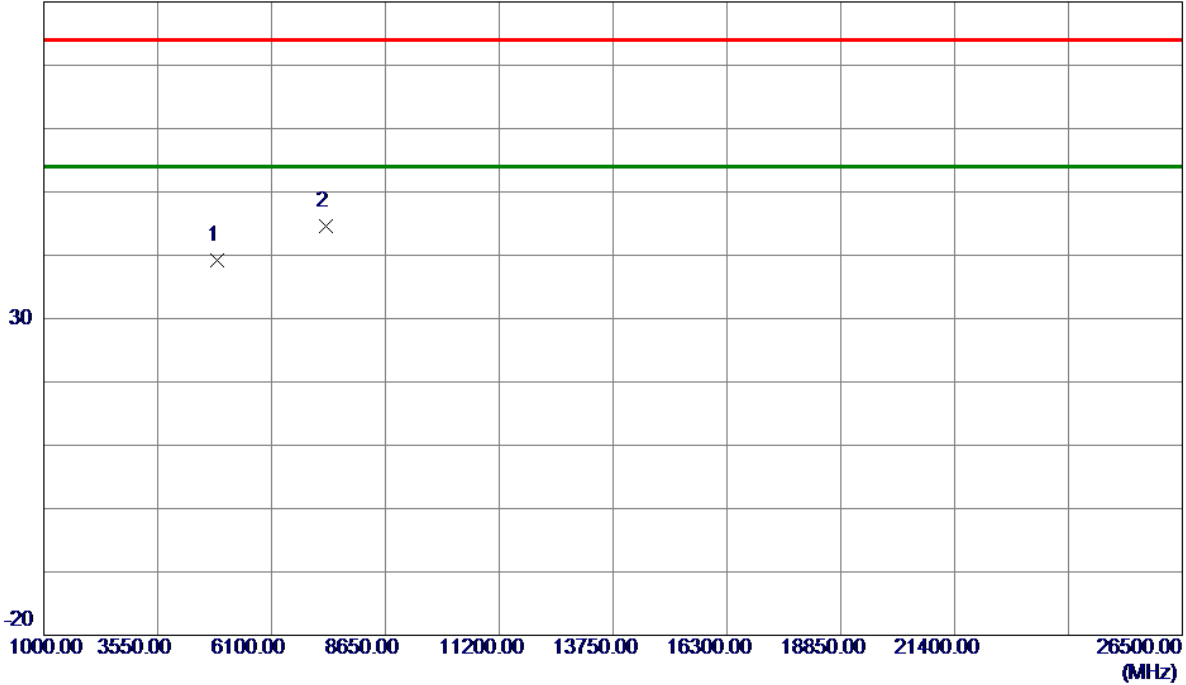
REMARKS:

- (1) Measurement Value = Reading Level + Correct Factor.
- (2) Margin Level = Measurement Value - Limit Value.

Test Mode: TX N-20M Mode 2437 MHz

Vertical

80 dBuV/m



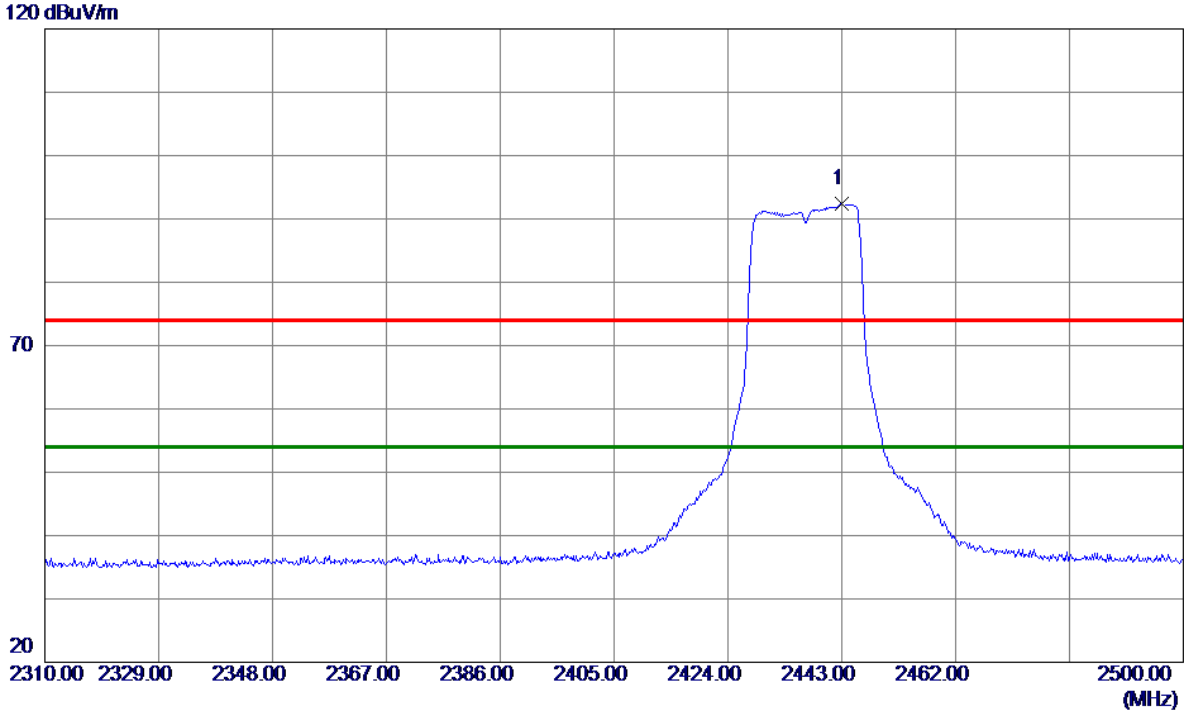
No.	Freq. MHz	Reading Level dBuV/m	Correct Factor dB	Measure ment dBuV/m	Limit dBuV/m	Margin dB	Detector	Comment
1	4874.0000	48.62	-9.50	39.12	74.00	-34.88	Peak	
2 *	7311.0000	47.34	-2.74	44.60	74.00	-29.40	Peak	

REMARKS:

- (1) Measurement Value = Reading Level + Correct Factor.
- (2) Margin Level = Measurement Value - Limit Value.

Test Mode: TX N-20M Mode 2437 MHz

Horizontal



No.	Freq. MHz	Reading Level dBuV/m	Correct Factor dB	Measure ment dBuV/m	Limit dBuV/m	Margin dB	Detector	Comment
1 *	2443.0000	59.92	32.55	92.47	74.00	18.47	Peak	No limit

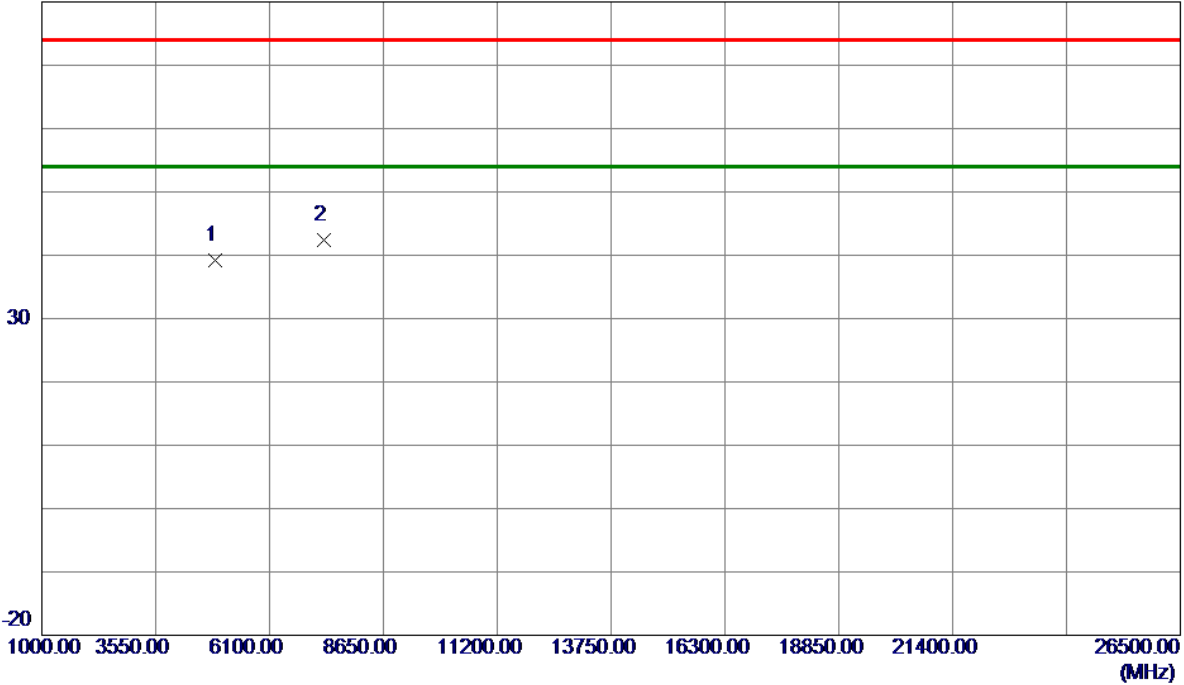
REMARKS:

- (1) Measurement Value = Reading Level + Correct Factor.
- (2) Margin Level = Measurement Value - Limit Value.

Test Mode: TX N-20M Mode 2437 MHz

Horizontal

80 dBuV/m



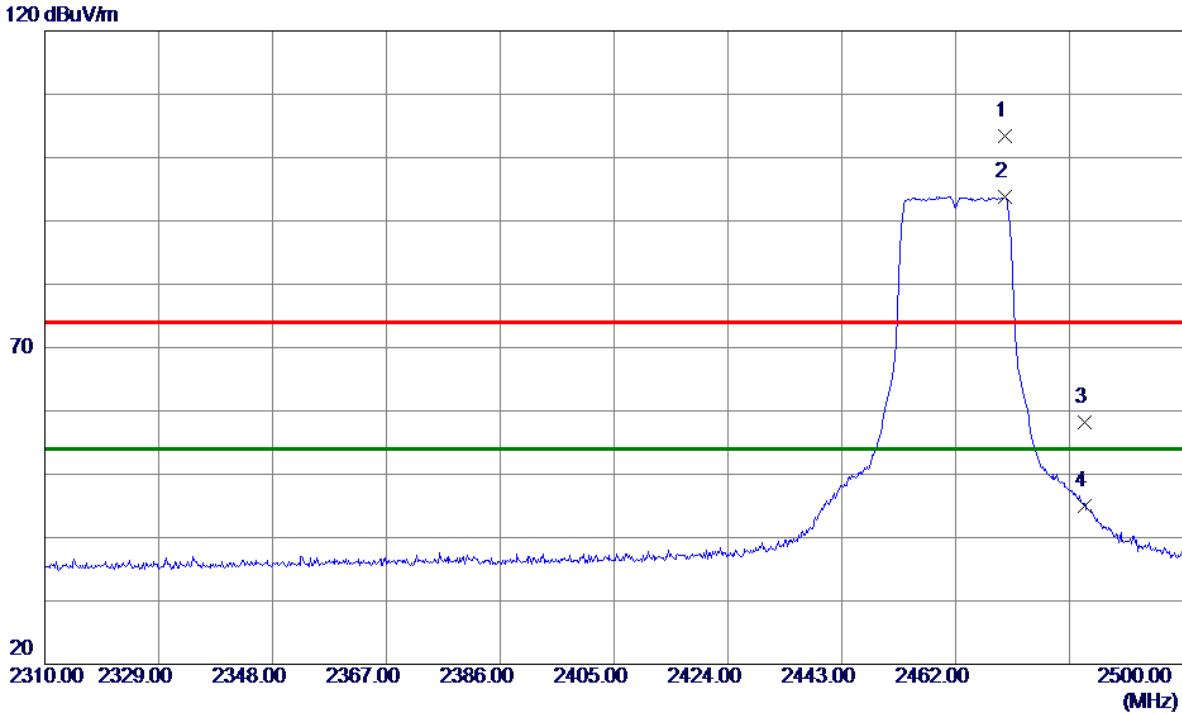
No.	Freq. MHz	Reading Level dBuV/m	Correct Factor dB	Measure ment dBuV/m	Limit dBuV/m	Margin dB	Detector	Comment
1	4874.0000	48.77	-9.50	39.27	74.00	-34.73	Peak	
2 *	7311.0000	45.14	-2.74	42.40	74.00	-31.60	Peak	

REMARKS:

- (1) Measurement Value = Reading Level + Correct Factor.
- (2) Margin Level = Measurement Value - Limit Value.

Test Mode: TX N-20M Mode 2462 MHz

Vertical



No.	Freq. MHz	Reading Level dBuV/m	Correct Factor dB	Measure ment dBuV/m	Limit dBuV/m	Margin dB	Detector	Comment
1	2470.1700	70.87	32.62	103.49	74.00	29.49	Peak	No limit
2 *	2470.1700	61.17	32.62	93.79	54.00	39.79	AVG	No limit
3	2483.5000	25.54	32.66	58.20	74.00	-15.80	Peak	
4	2483.5000	12.30	32.66	44.96	54.00	-9.04	AVG	

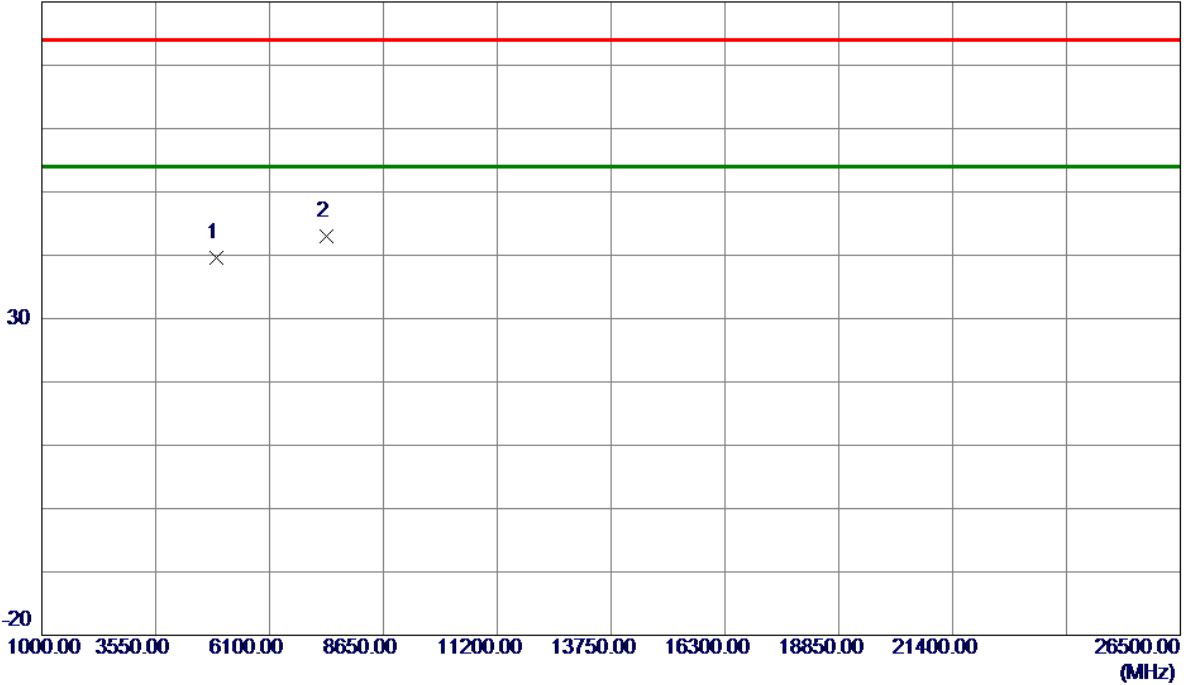
REMARKS:

- (1) Measurement Value = Reading Level + Correct Factor.
- (2) Margin Level = Measurement Value - Limit Value.

Test Mode: TX N-20M Mode 2462 MHz

Vertical

80 dBuV/m



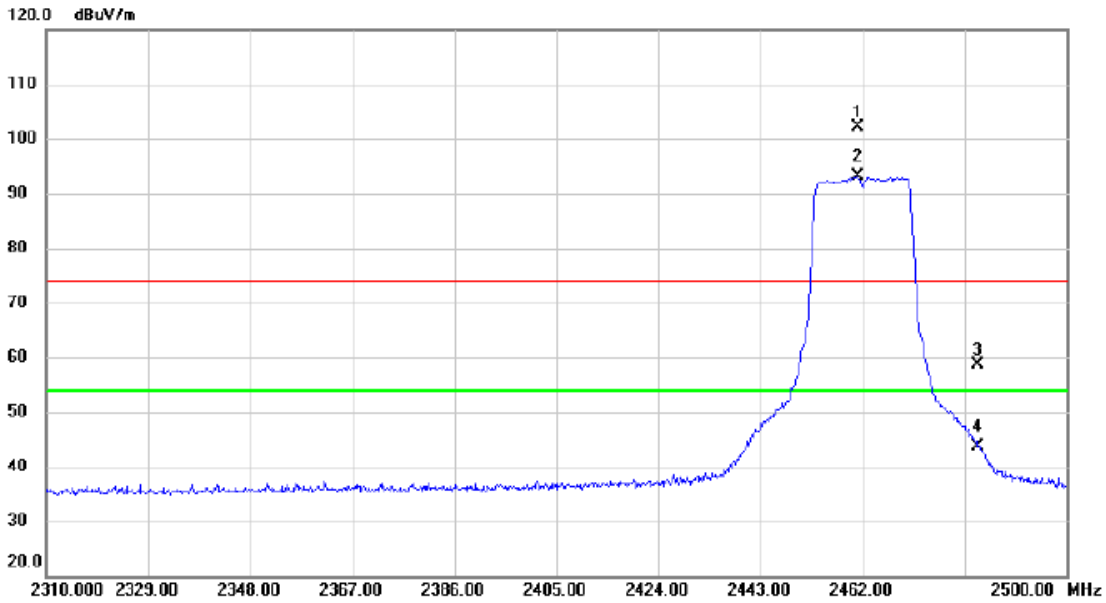
No.	Freq. MHz	Reading Level dBuV/m	Correct Factor dB	Measure ment dBuV/m	Limit dBuV/m	Margin dB	Detector	Comment
1	4924.0000	48.92	-9.31	39.61	74.00	-34.39	Peak	
2 *	7386.0000	45.58	-2.60	42.98	74.00	-31.02	Peak	

REMARKS:

- (1) Measurement Value = Reading Level + Correct Factor.
- (2) Margin Level = Measurement Value - Limit Value.

Test Mode: TX N-20M Mode 2462 MHz

Horizontal



No.	Mk.	Freq. MHz	Reading Level dBuV	Correct Factor dB	Measure- ment dBuV/m	Limit dBuV/m	Margin dB	Detector	Comment
1	X	2461.050	69.43	32.60	102.03	74.00	28.03	peak	No limit
2	*	2461.050	60.43	32.60	93.03	54.00	39.03	AVG	No limit
3		2483.500	25.87	32.66	58.53	74.00	-15.47	peak	
4		2483.500	10.89	32.66	43.55	54.00	-10.45	AVG	

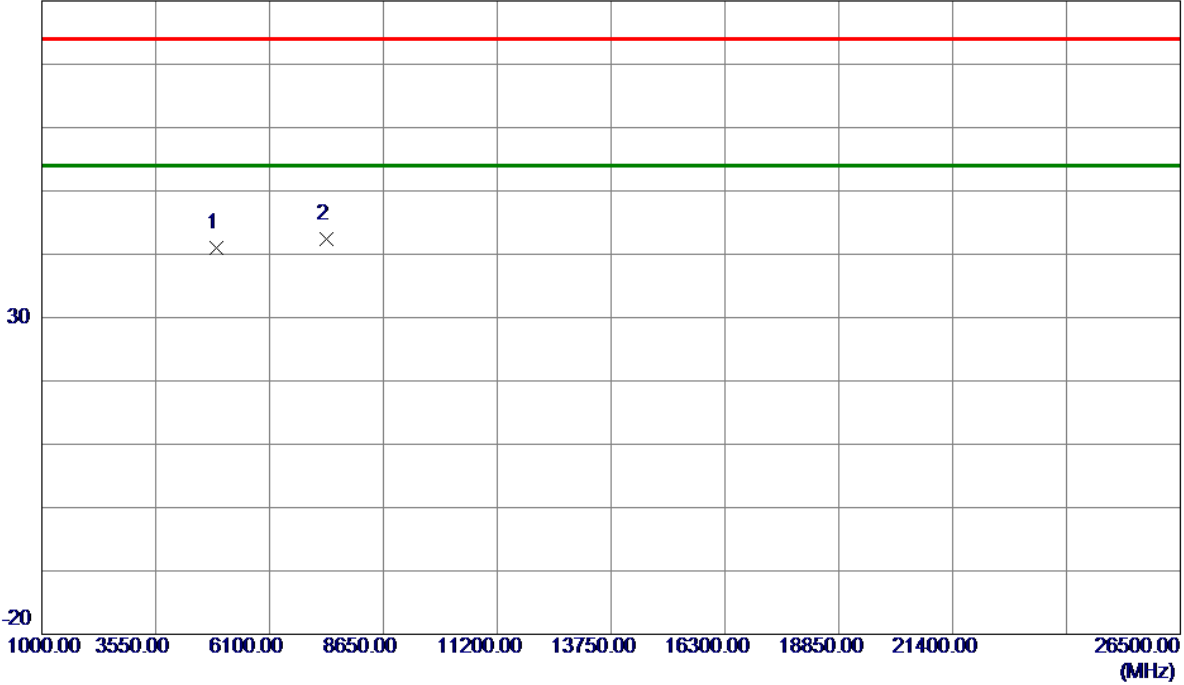
REMARKS:

- (1) Measurement Value = Reading Level + Correct Factor.
- (2) Margin Level = Measurement Value - Limit Value.

Test Mode: TX N-20M Mode 2462 MHz

Horizontal

80 dBuV/m



No.	Freq. MHz	Reading Level dBuV/m	Correct Factor dB	Measure ment dBuV/m	Limit dBuV/m	Margin dB	Detector	Comment
1	4924.0000	50.33	-9.31	41.02	74.00	-32.98	Peak	
2 *	7386.0000	45.02	-2.60	42.42	74.00	-31.58	Peak	

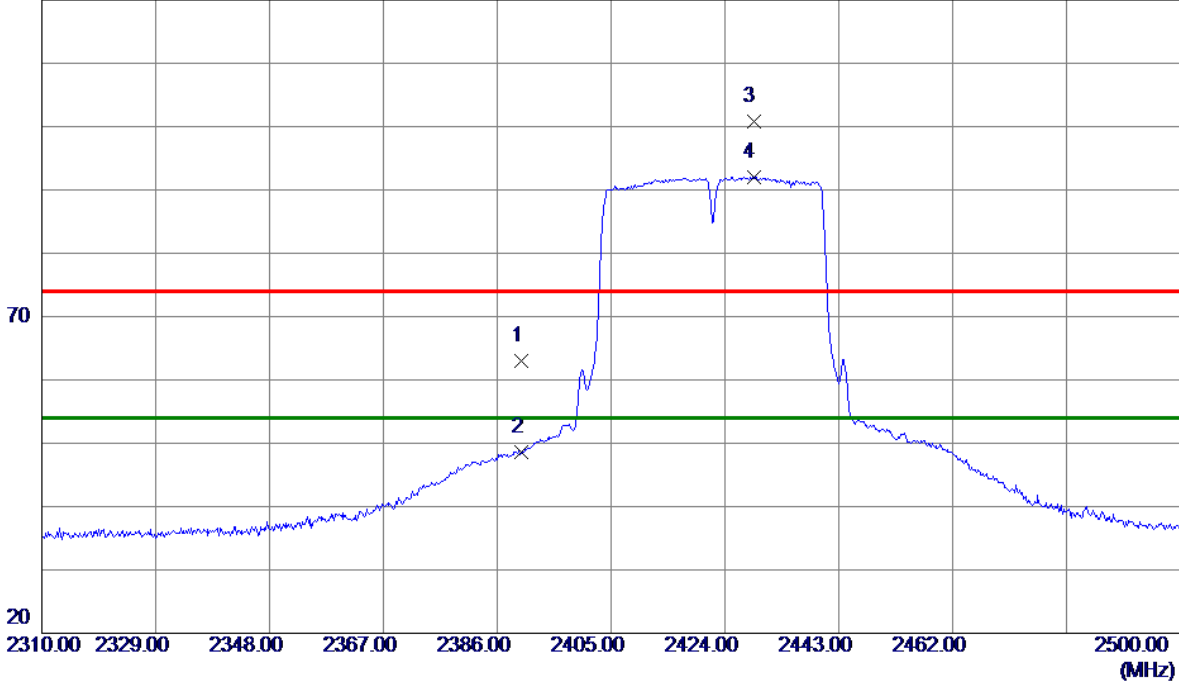
REMARKS:

- (1) Measurement Value = Reading Level + Correct Factor.
- (2) Margin Level = Measurement Value - Limit Value.

Test Mode: TX N-40M Mode 2422MHz

Vertical

120 dBuV/m



No.	Freq. MHz	Reading Level dBuV/m	Correct Factor dB	Measure ment dBuV/m	Limit dBuV/m	Margin dB	Detector	Comment
1	2390.0000	30.62	32.39	63.01	74.00	-10.99	Peak	
2	2390.0000	16.17	32.39	48.56	54.00	-5.44	AVG	
3	2428.7500	68.25	32.50	100.75	74.00	26.75	Peak	No limit
4 *	2428.7500	59.60	32.50	92.10	54.00	38.10	AVG	No limit

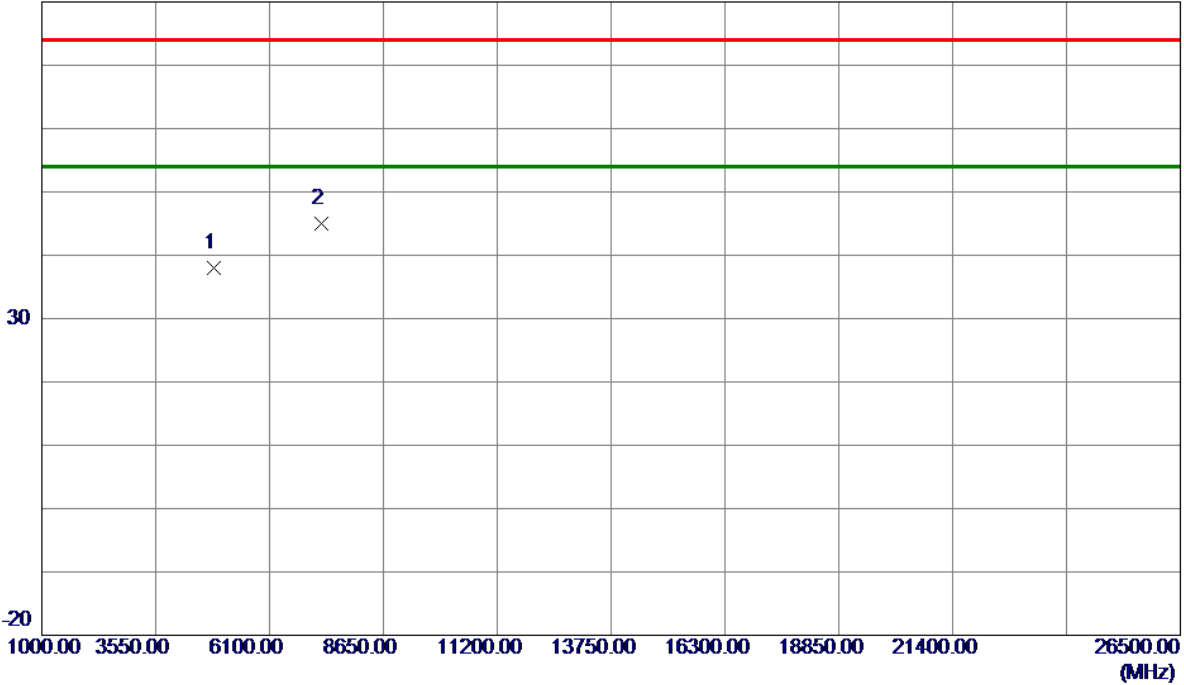
REMARKS:

- (1) Measurement Value = Reading Level + Correct Factor.
- (2) Margin Level = Measurement Value - Limit Value.

Test Mode: TX N-40M Mode 2422MHz

Vertical

80 dBuV/m



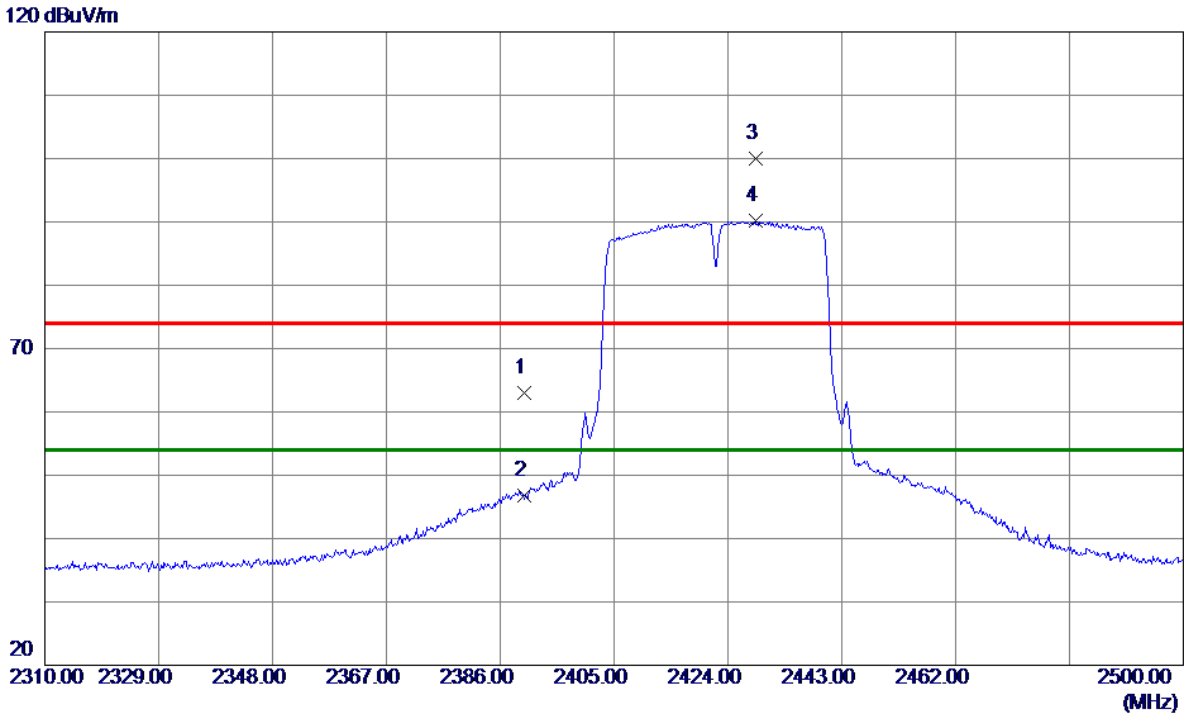
No.	Freq. MHz	Reading Level dBuV/m	Correct Factor dB	Measure ment dBuV/m	Limit dBuV/m	Margin dB	Detector	Comment
1	4844.0000	47.69	-9.61	38.08	74.00	-35.92	Peak	
2 *	7266.0000	47.80	-2.82	44.98	74.00	-29.02	Peak	

REMARKS:

- (1) Measurement Value = Reading Level + Correct Factor.
- (2) Margin Level = Measurement Value - Limit Value.

Test Mode: TX N-40M Mode 2422MHz

Horizontal



No.	Freq. MHz	Reading Level dBuV/m	Correct Factor dB	Measure ment dBuV/m	Limit dBuV/m	Margin dB	Detector	Comment
1	2390.0000	30.59	32.39	62.98	74.00	-11.02	Peak	
2	2390.0000	14.36	32.39	46.75	54.00	-7.25	AVG	
3	2428.5600	67.41	32.50	99.91	74.00	25.91	Peak	No limit
4 *	2428.5600	57.73	32.50	90.23	54.00	36.23	AVG	No limit

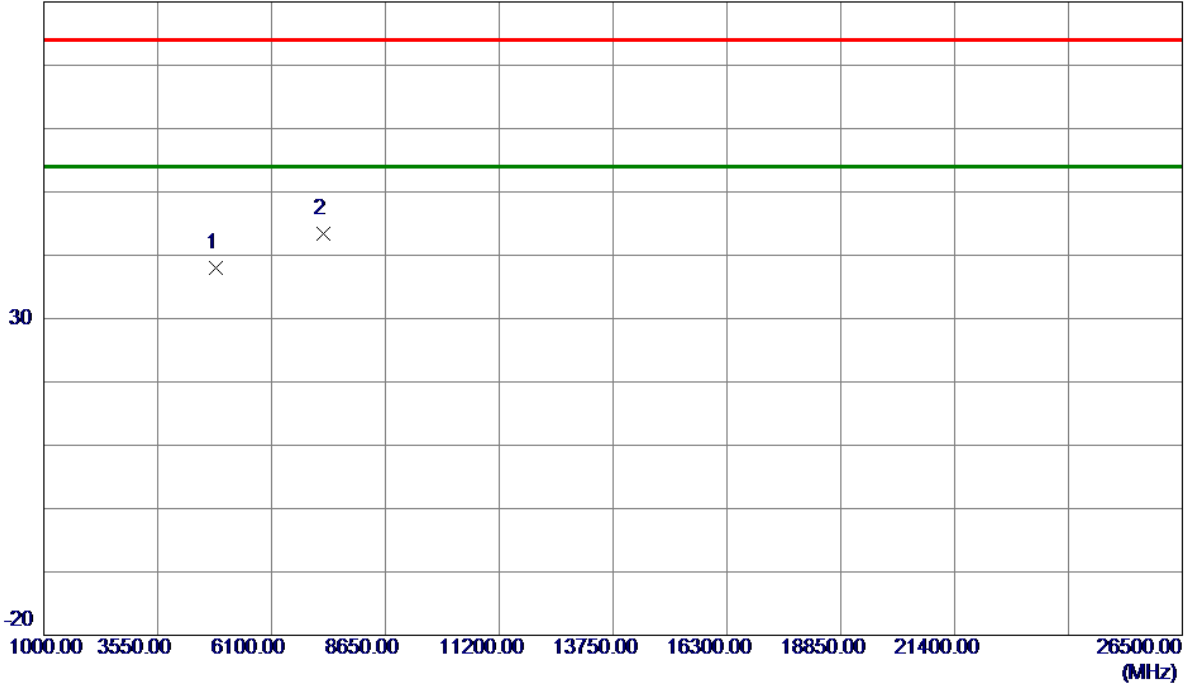
REMARKS:

- (1) Measurement Value = Reading Level + Correct Factor.
- (2) Margin Level = Measurement Value - Limit Value.

Test Mode: TX N-40M Mode 2422MHz

Horizontal

80 dBuV/m



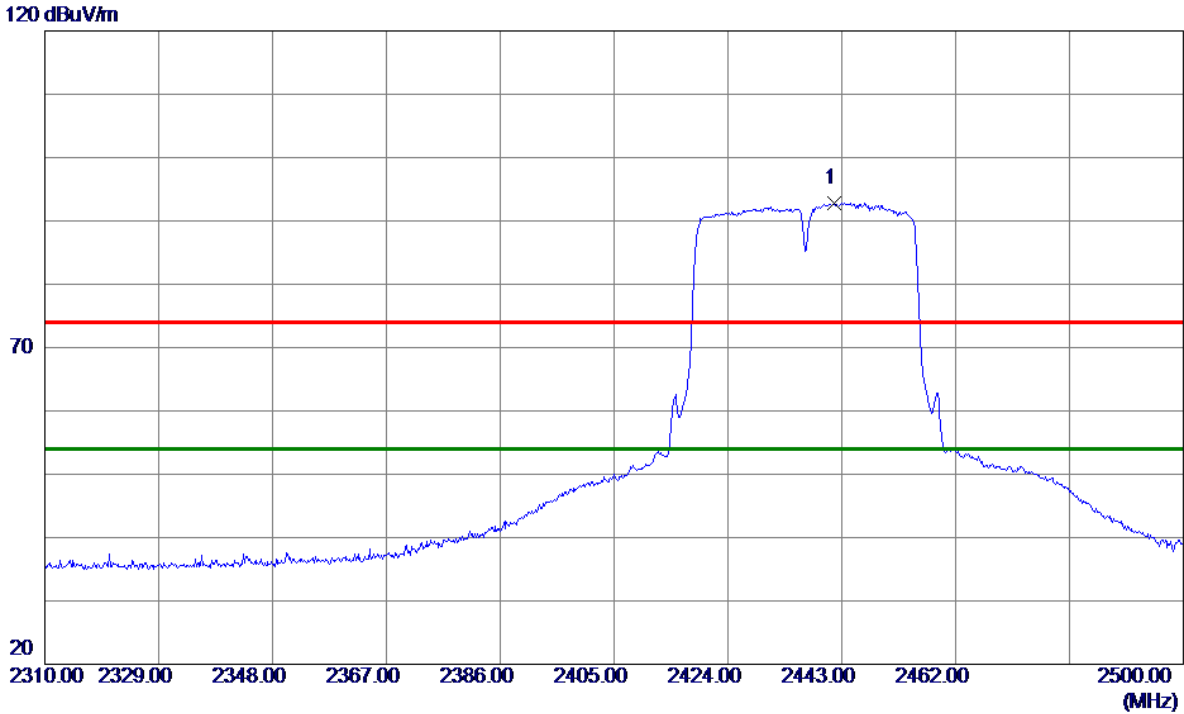
No.	Freq. MHz	Reading Level dBuV/m	Correct Factor dB	Measure ment dBuV/m	Limit dBuV/m	Margin dB	Detector	Comment
1	4844.0000	47.61	-9.61	38.00	74.00	-36.00	Peak	
2 *	7266.0000	46.23	-2.82	43.41	74.00	-30.59	Peak	

REMARKS:

- (1) Measurement Value = Reading Level + Correct Factor.
- (2) Margin Level = Measurement Value - Limit Value.

Test Mode: TX N-40M Mode 2437 MHz

Vertical



No.	Freq. MHz	Reading Level dBuV/m	Correct Factor dB	Measure ment dBuV/m	Limit dBuV/m	Margin dB	Detector	Comment
1 *	2441.6700	60.34	32.54	92.88	54.00	38.88	AVG	No limit

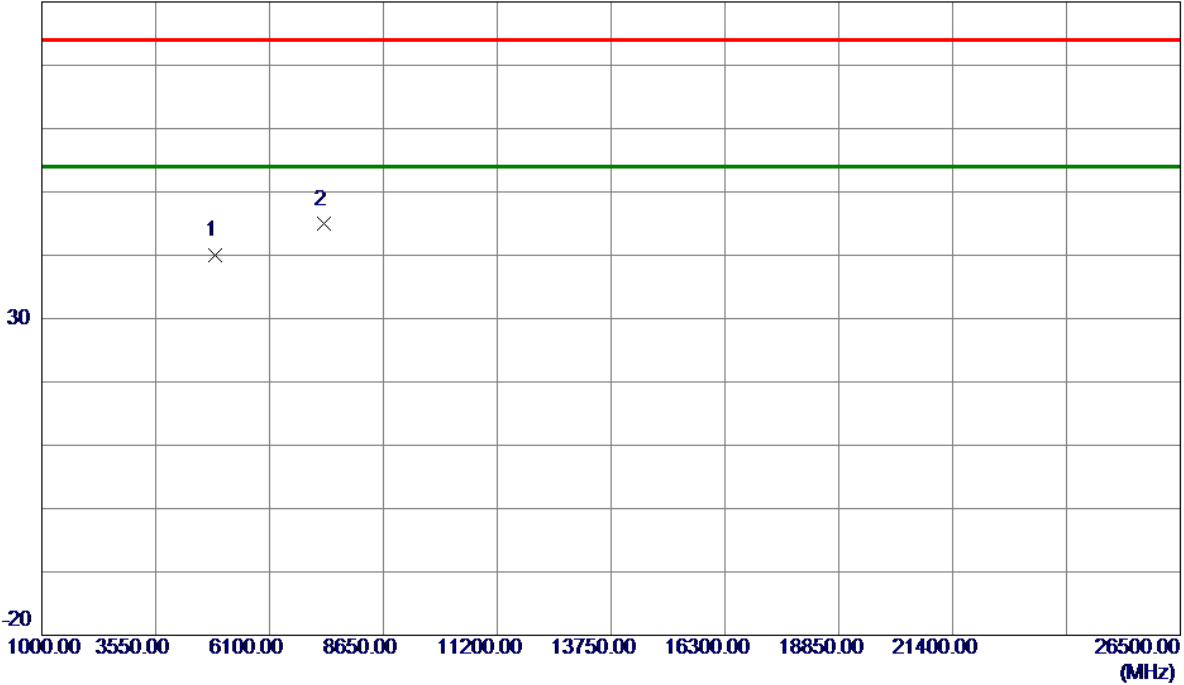
REMARKS:

- (1) Measurement Value = Reading Level + Correct Factor.
- (2) Margin Level = Measurement Value - Limit Value.

Test Mode: TX N-40M Mode 2437 MHz

Vertical

80 dBuV/m



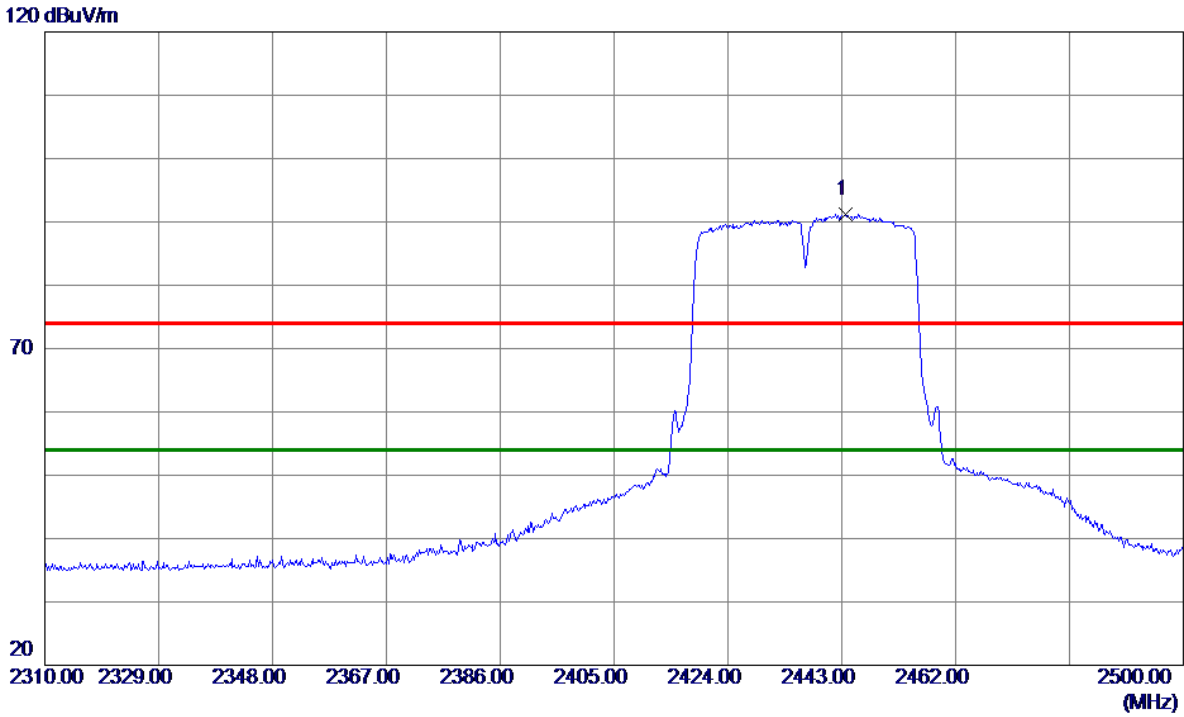
No.	Freq. MHz	Reading Level dBuV/m	Correct Factor dB	Measure ment dBuV/m	Limit dBuV/m	Margin dB	Detector	Comment
1	4874.0000	49.53	-9.50	40.03	74.00	-33.97	Peak	
2 *	7311.0000	47.64	-2.74	44.90	74.00	-29.10	Peak	

REMARKS:

- (1) Measurement Value = Reading Level + Correct Factor.
- (2) Margin Level = Measurement Value - Limit Value.

Test Mode: TX N-40M Mode 2437 MHz

Horizontal



No.	Freq. MHz	Reading Level dBuV/m	Correct Factor dB	Measure ment dBuV/m	Limit dBuV/m	Margin dB	Detector	Comment
1 *	2443.5700	58.70	32.55	91.25	54.00	37.25	AVG	No limit

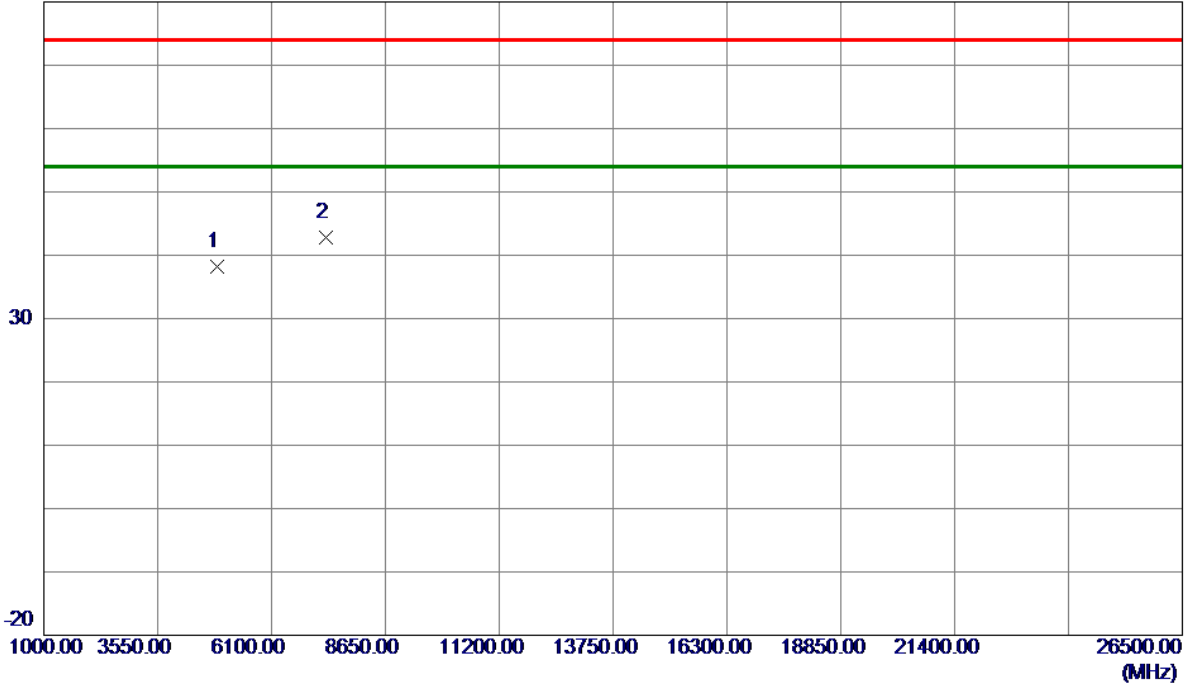
REMARKS:

- (1) Measurement Value = Reading Level + Correct Factor.
- (2) Margin Level = Measurement Value - Limit Value.

Test Mode: TX N-40M Mode 2437 MHz

Horizontal

80 dBuV/m



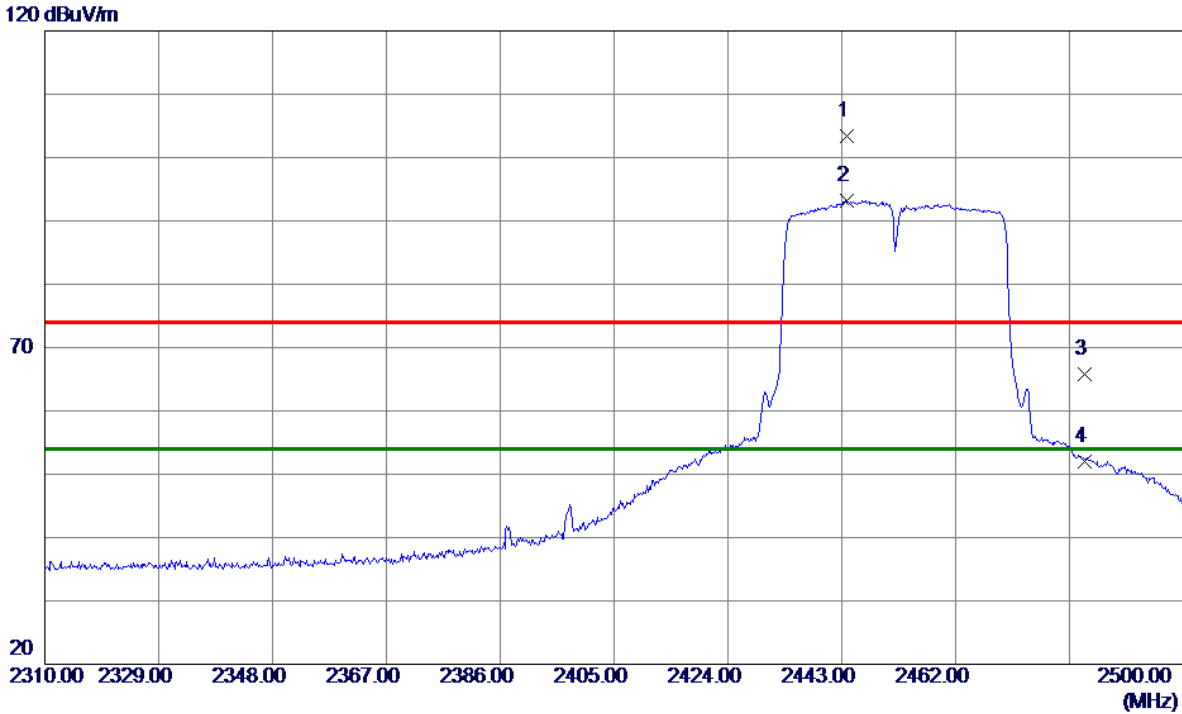
No.	Freq. MHz	Reading Level dBuV/m	Correct Factor dB	Measure ment dBuV/m	Limit dBuV/m	Margin dB	Detector	Comment
1	4874.0000	47.78	-9.50	38.28	74.00	-35.72	Peak	
2 *	7311.0000	45.46	-2.74	42.72	74.00	-31.28	Peak	

REMARKS:

- (1) Measurement Value = Reading Level + Correct Factor.
- (2) Margin Level = Measurement Value - Limit Value.

Test Mode: TX N-40M Mode 2452 MHz

Vertical



No.	Freq. MHz	Reading Level dBuV/m	Correct Factor dB	Measure ment dBuV/m	Limit dBuV/m	Margin dB	Detector	Comment
1	2443.7600	70.93	32.55	103.48	74.00	29.48	Peak	No limit
2 *	2443.7600	60.60	32.55	93.15	54.00	39.15	AVG	No limit
3	2483.5000	33.07	32.66	65.73	74.00	-8.27	Peak	
4	2483.5000	19.33	32.66	51.99	54.00	-2.01	AVG	

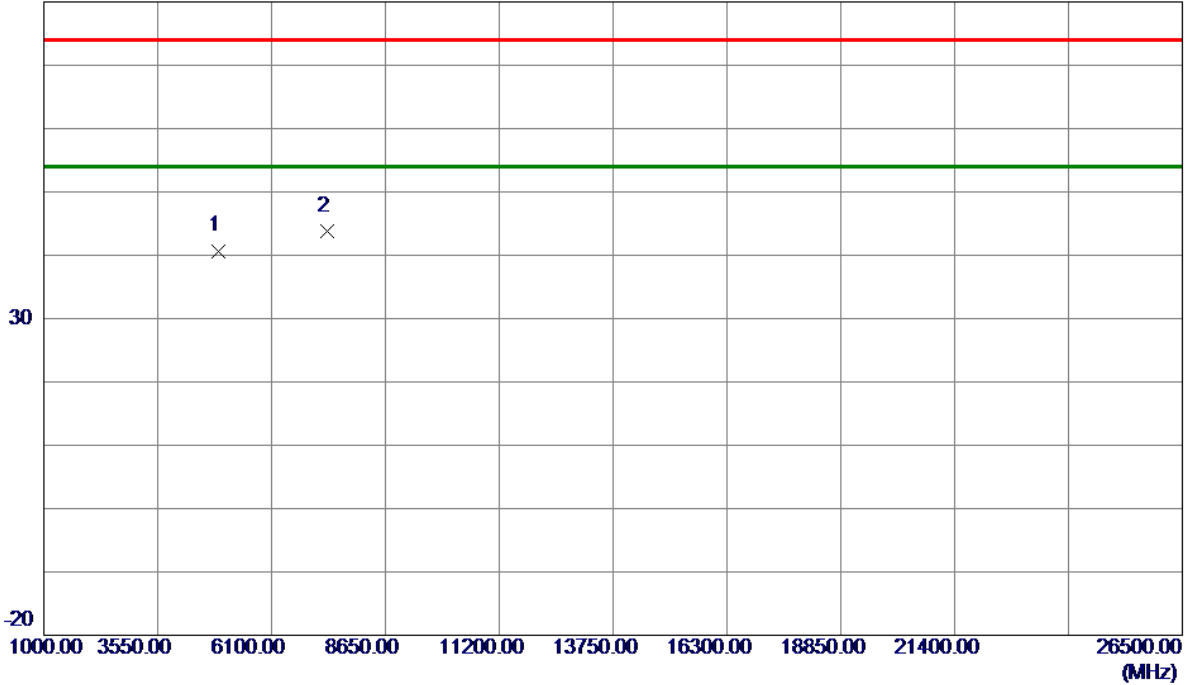
REMARKS:

- (1) Measurement Value = Reading Level + Correct Factor.
- (2) Margin Level = Measurement Value - Limit Value.

Test Mode: TX N-40M Mode 2452 MHz

Vertical

80 dBuV/m



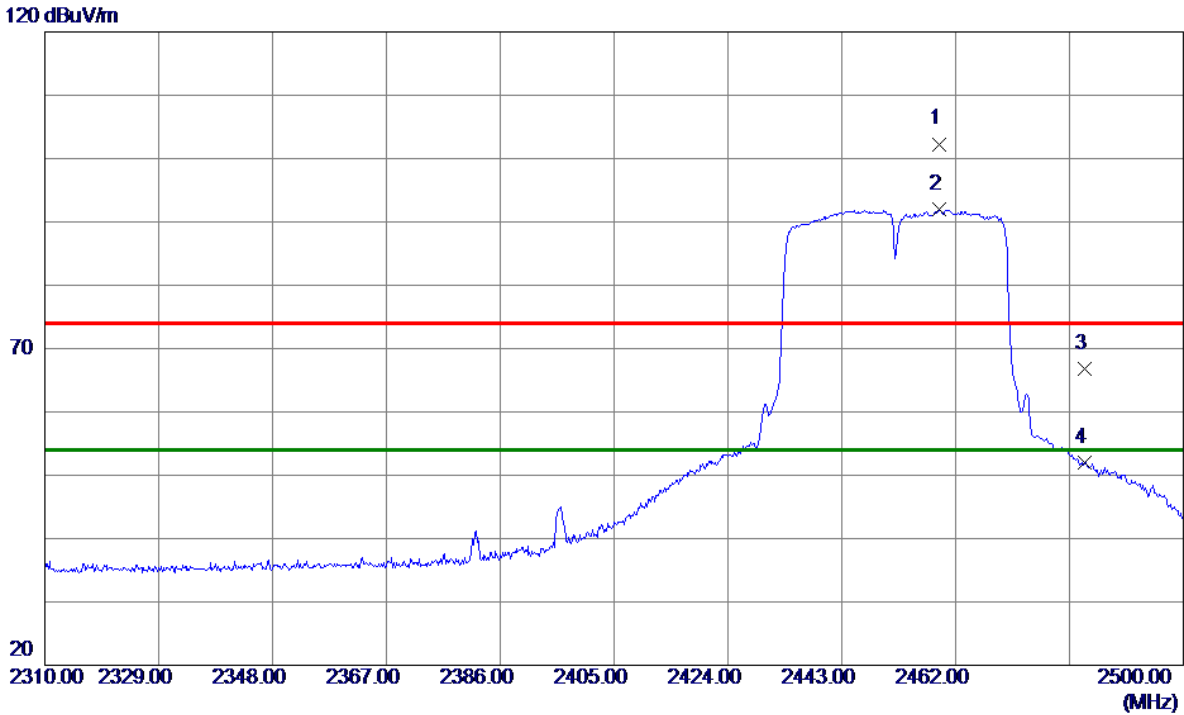
No.	Freq. MHz	Reading Level dBuV/m	Correct Factor dB	Measure ment dBuV/m	Limit dBuV/m	Margin dB	Detector	Comment
1	4904.0000	50.08	-9.38	40.70	74.00	-33.30	Peak	
2 *	7356.0000	46.39	-2.66	43.73	74.00	-30.27	Peak	

REMARKS:

- (1) Measurement Value = Reading Level + Correct Factor.
- (2) Margin Level = Measurement Value - Limit Value.

Test Mode: TX N-40M Mode 2452 MHz

Horizontal



No.	Freq. MHz	Reading Level dBuV/m	Correct Factor dB	Measure ment dBuV/m	Limit dBuV/m	Margin dB	Detector	Comment
1	2459.1500	69.71	32.59	102.30	74.00	28.30	Peak	No limit
2 *	2459.1500	59.36	32.59	91.95	54.00	37.95	AVG	No limit
3	2483.5000	34.21	32.66	66.87	74.00	-7.13	Peak	
4	2483.5000	19.35	32.66	52.01	54.00	-1.99	AVG	

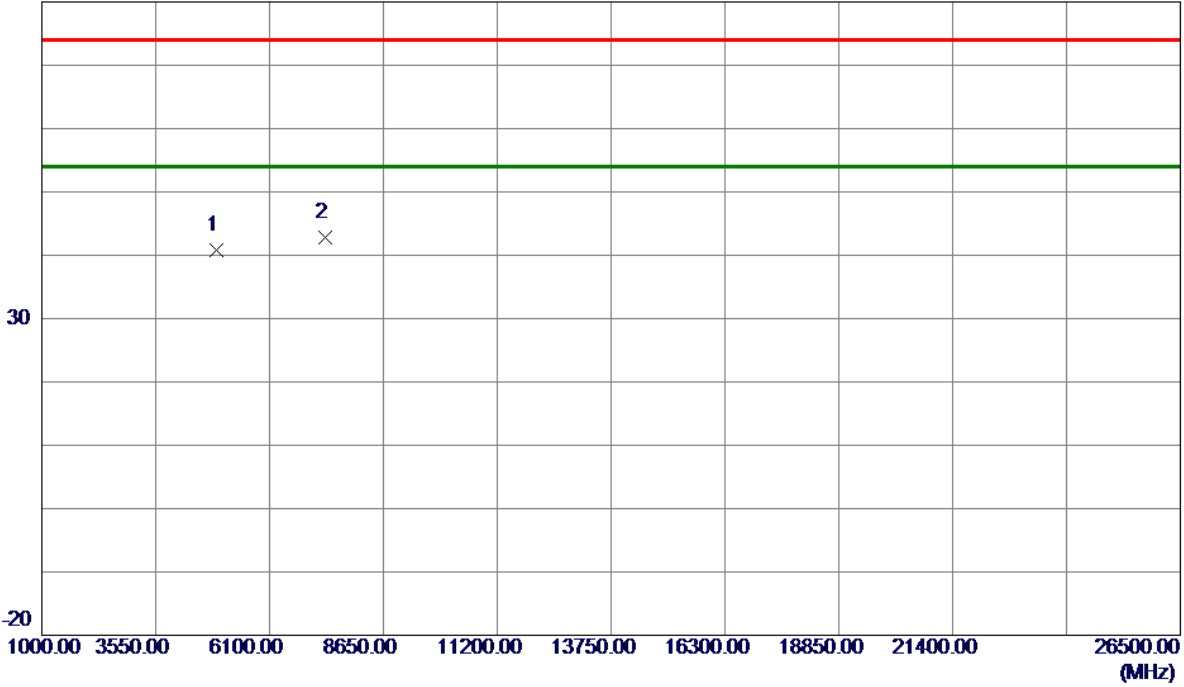
REMARKS:

- (1) Measurement Value = Reading Level + Correct Factor.
- (2) Margin Level = Measurement Value - Limit Value.

Test Mode: TX N-40M Mode 2452 MHz

Horizontal

80 dBuV/m



No.	Freq. MHz	Reading Level dBuV/m	Correct Factor dB	Measure ment dBuV/m	Limit dBuV/m	Margin dB	Detector	Comment
1	4904.0000	50.25	-9.38	40.87	74.00	-33.13	Peak	
2 *	7356.0000	45.41	-2.66	42.75	74.00	-31.25	Peak	

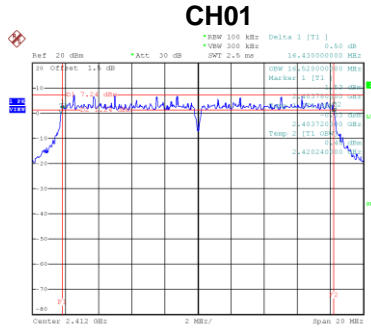
REMARKS:

- (1) Measurement Value = Reading Level + Correct Factor.
- (2) Margin Level = Measurement Value - Limit Value.

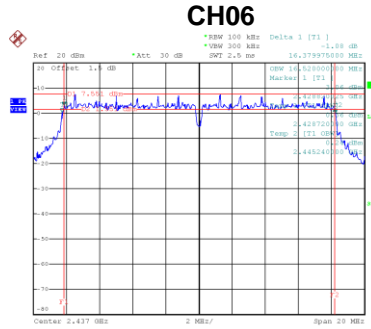
APPENDIX E - BANDWIDTH

Test Mode	TX G Mode
-----------	-----------

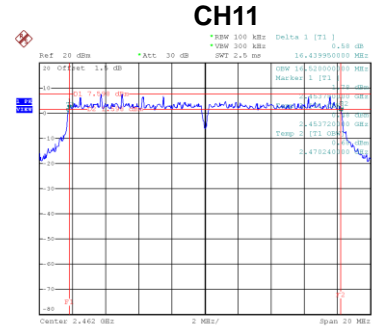
Channel	Frequency (MHz)	6 dB Bandwidth (MHz)	6 dB Bandwidth Min. Limit (kHz)	Result
01	2412	16.43	500	Complies
06	2437	16.38	500	Complies
11	2462	16.44	500	Complies



Date: 9-JAN-2020 20:07:25

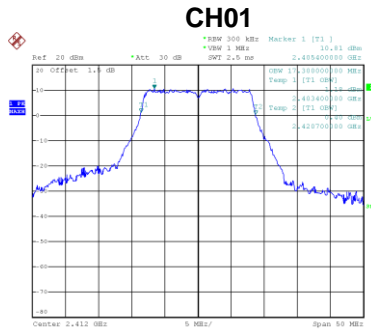


Date: 9-JAN-2020 20:06:04

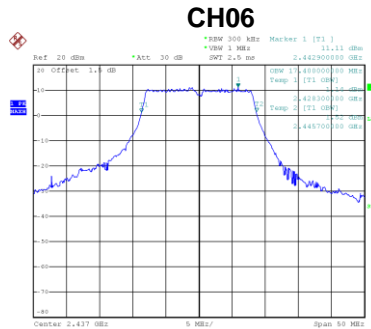


Date: 9-JAN-2020 20:03:47

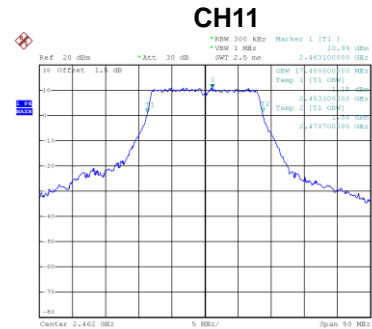
Channel	Frequency (MHz)	99 % Emission Bandwidth (MHz)	Result
01	2412	17.30	Complies
06	2437	17.40	Complies
11	2462	17.40	Complies



Date: 10-JAN-2020 10:20:12



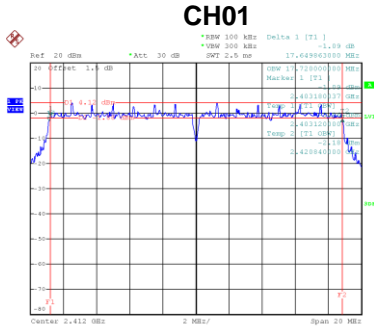
Date: 10-JAN-2020 10:21:02



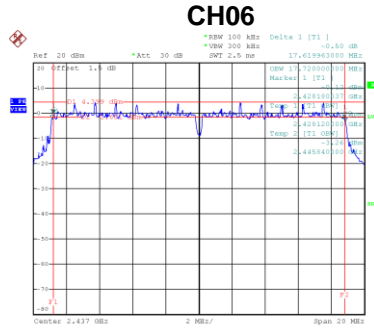
Date: 10-JAN-2020 10:21:32

Test Mode	TX N-20M Mode
-----------	---------------

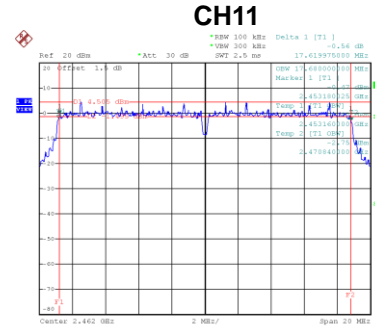
Channel	Frequency (MHz)	6 dB Bandwidth (MHz)	6 dB Bandwidth Min. Limit (kHz)	Result
01	2412	17.65	500	Complies
06	2437	17.62	500	Complies
11	2462	17.62	500	Complies



Date: 9, JAN, 2020 20:00:56

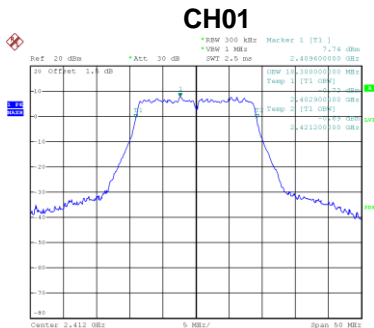


Date: 9, JAN, 2020 20:10:29

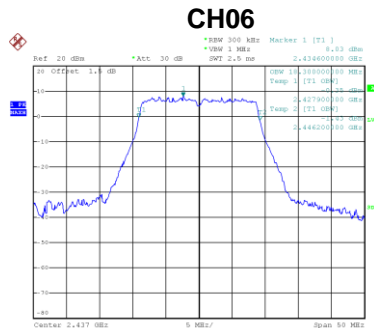


Date: 9, JAN, 2020 20:12:03

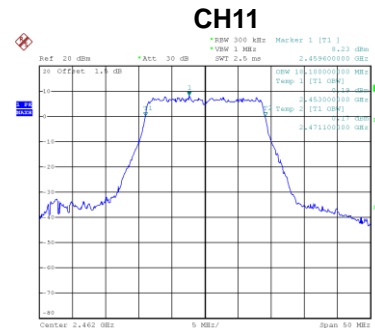
Channel	Frequency (MHz)	99 % Emission Bandwidth (MHz)	Result
01	2412	18.30	Complies
06	2437	18.30	Complies
11	2462	18.10	Complies



Date: 10, JAN, 2020 10:22:59



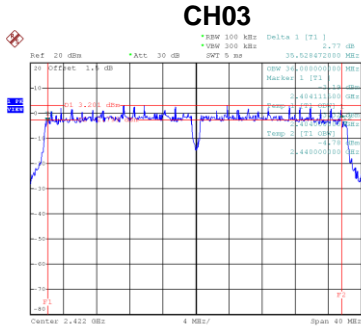
Date: 10, JAN, 2020 10:23:35



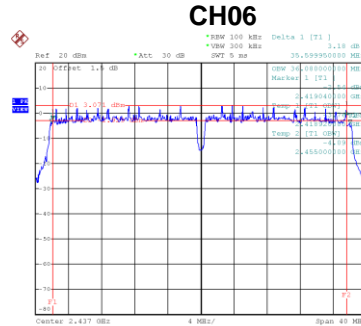
Date: 10, JAN, 2020 10:24:03

Test Mode	TX N-40M Mode
-----------	---------------

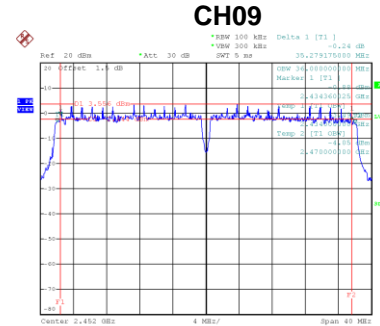
Channel	Frequency (MHz)	6 dB Bandwidth (MHz)	6 dB Bandwidth Min. Limit (kHz)	Result
03	2422	35.53	500	Complies
06	2437	35.60	500	Complies
09	2452	35.28	500	Complies



Date: 9, JAN, 2020 20:13:19

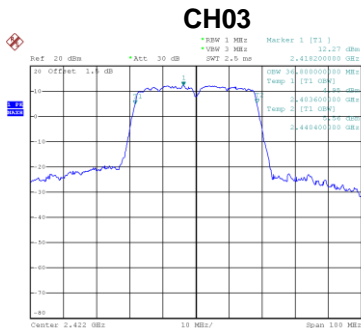


Date: 9, JAN, 2020 20:17:46

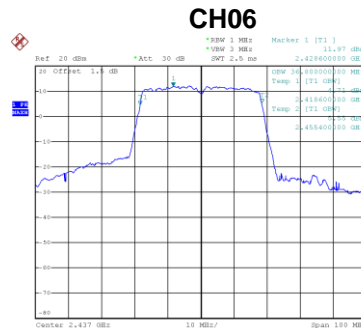


Date: 9, JAN, 2020 20:19:07

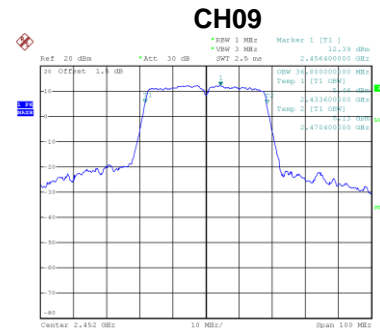
Channel	Frequency (MHz)	99 % Emission Bandwidth (MHz)	Result
03	2422	36.80	Complies
06	2437	36.80	Complies
09	2452	36.80	Complies



Date: 10, JAN, 2020 10:24:49



Date: 10, JAN, 2020 10:25:30



Date: 10, JAN, 2020 10:26:14

APPENDIX F - MAXIMUM OUTPUT POWER

Non-Beamforming

Test Mode	TX B Mode_Ant. 1
-----------	------------------

Channel	Frequency (MHz)	Peak Output Power (dBm)	Max. Limit (dBm)	Max. Limit (W)	Result
01	2412	21.33	30.00	1.0000	Complies
06	2437	21.36	30.00	1.0000	Complies
11	2462	21.12	30.00	1.0000	Complies

Test Mode	TX B Mode_Ant. 2
-----------	------------------

Channel	Frequency (MHz)	Peak Output Power (dBm)	Max. Limit (dBm)	Max. Limit (W)	Result
01	2412	21.21	30.00	1.0000	Complies
06	2437	21.14	30.00	1.0000	Complies
11	2462	20.93	30.00	1.0000	Complies

Test Mode	TX G Mode_Ant. 1
-----------	------------------

Channel	Frequency (MHz)	Peak Output Power (dBm)	Max. Limit (dBm)	Max. Limit (W)	Result
01	2412	25.53	30.00	1.0000	Complies
06	2437	25.18	30.00	1.0000	Complies
11	2462	24.36	30.00	1.0000	Complies

Test Mode	TX G Mode_Ant. 2
-----------	------------------

Channel	Frequency (MHz)	Peak Output Power (dBm)	Max. Limit (dBm)	Max. Limit (W)	Result
01	2412	25.51	30.00	1.0000	Complies
06	2437	25.05	30.00	1.0000	Complies
11	2462	24.17	30.00	1.0000	Complies

Test Mode	TX N-20M Mode_Ant. 1
-----------	----------------------

Channel	Frequency (MHz)	Peak Output Power (dBm)	Max. Limit (dBm)	Max. Limit (W)	Result
01	2412	23.68	30.00	1.0000	Complies
06	2437	23.82	30.00	1.0000	Complies
11	2462	24.36	30.00	1.0000	Complies

Test Mode	TX N-20M Mode_Ant. 2
-----------	----------------------

Channel	Frequency (MHz)	Peak Output Power (dBm)	Max. Limit (dBm)	Max. Limit (W)	Result
01	2412	23.44	30.00	1.0000	Complies
06	2437	23.04	30.00	1.0000	Complies
11	2462	23.33	30.00	1.0000	Complies

Test Mode	TX N-20M Mode_Total
-----------	---------------------

Channel	Frequency (MHz)	Peak Output Power (dBm)	Max. Limit (dBm)	Max. Limit (W)	Result
01	2412	26.57	30.00	1.0000	Complies
06	2437	26.46	30.00	1.0000	Complies
11	2462	26.89	30.00	1.0000	Complies

Test Mode	TX N-40M Mode_Ant. 1
-----------	----------------------

Channel	Frequency (MHz)	Peak Output Power (dBm)	Max. Limit (dBm)	Max. Limit (W)	Result
03	2422	23.37	30.00	1.0000	Complies
06	2437	23.56	30.00	1.0000	Complies
09	2452	22.57	30.00	1.0000	Complies

Test Mode	TX N-40M Mode_Ant. 2
-----------	----------------------

Channel	Frequency (MHz)	Peak Output Power (dBm)	Max. Limit (dBm)	Max. Limit (W)	Result
03	2422	23.35	30.00	1.0000	Complies
06	2437	24.04	30.00	1.0000	Complies
09	2452	22.79	30.00	1.0000	Complies

Test Mode	TX N-40M Mode_Total
-----------	---------------------

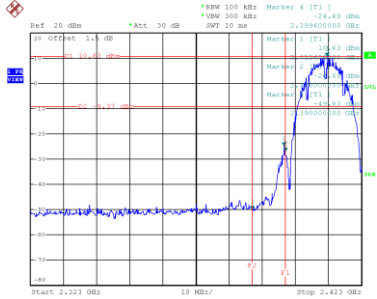
Channel	Frequency (MHz)	Peak Output Power (dBm)	Max. Limit (dBm)	Max. Limit (W)	Result
03	2422	26.37	30.00	1.0000	Complies
06	2437	26.82	30.00	1.0000	Complies
09	2452	25.69	30.00	1.0000	Complies

APPENDIX G - CONDUCTED SPURIOUS EMISSIONS

Non-Beamforming

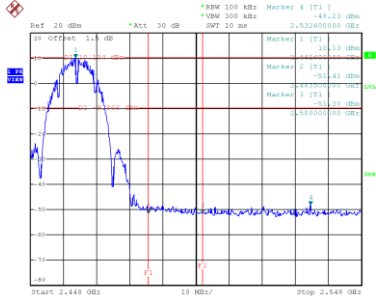
Test Mode TX B Mode

Bandedge-CH01



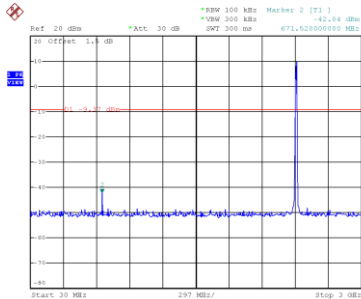
Date: 9-JAN-2020 19:46:134

Bandedge-CH11

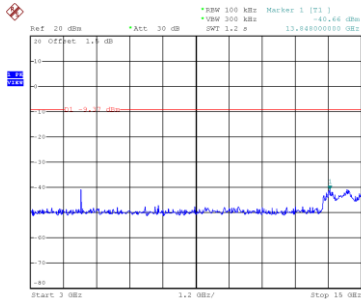


Date: 9-JAN-2020 19:53:119

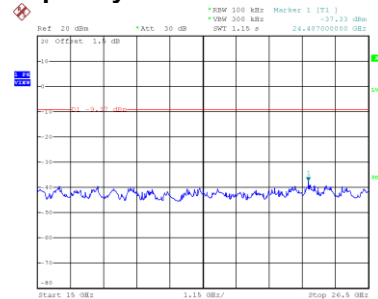
CH01 – 10th Harmonic of the fundamental frequency



Date: 9-JAN-2020 19:46:147

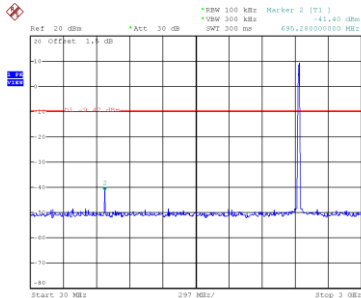


Date: 9-JAN-2020 19:46:154

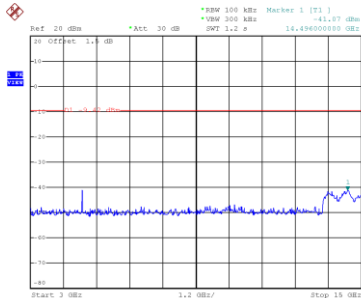


Date: 9-JAN-2020 19:47:01

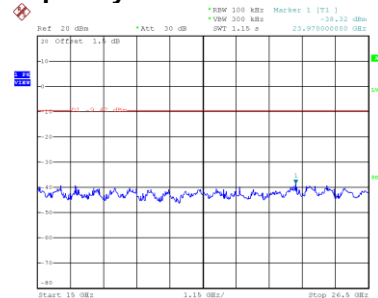
CH06 – 10th Harmonic of the fundamental frequency



Date: 9-JAN-2020 19:51:140

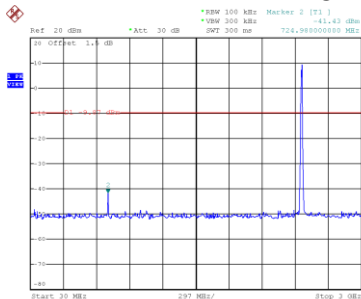


Date: 9-JAN-2020 19:51:147

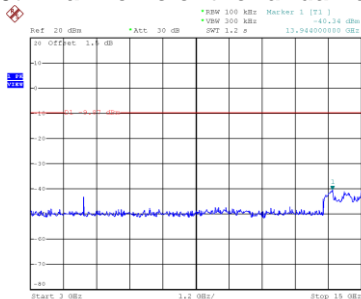


Date: 9-JAN-2020 19:51:154

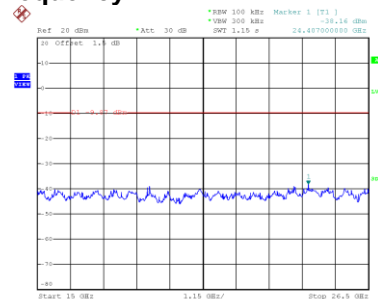
CH11 – 10th Harmonic of the fundamental frequency



Date: 9-JAN-2020 19:53:132



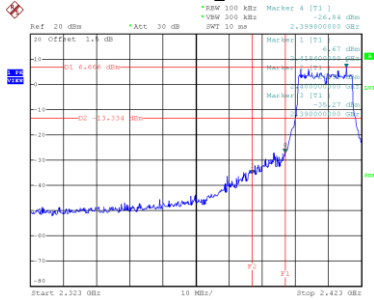
Date: 9-JAN-2020 19:53:139



Date: 9-JAN-2020 19:53:146

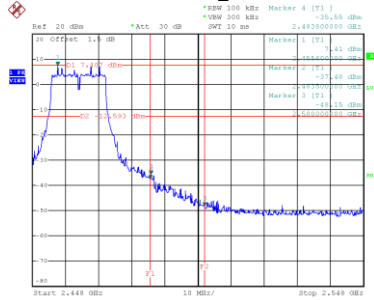
Test Mode TX G Mode

Bandedge-CH01



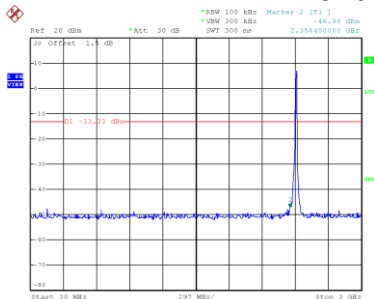
Date: 9.JAN.2020 20:07:19

Bandedge-CH11

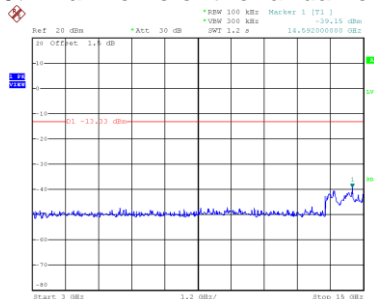


Date: 9.JAN.2020 20:03:54

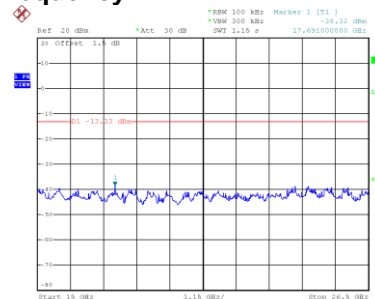
CH01 – 10th Harmonic of the fundamental frequency



Date: 9.JAN.2020 20:08:02

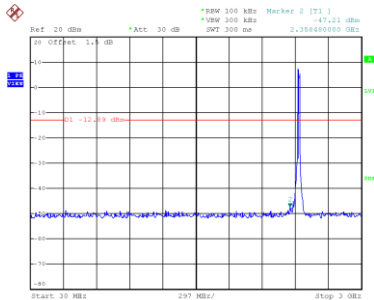


Date: 9.JAN.2020 20:08:09

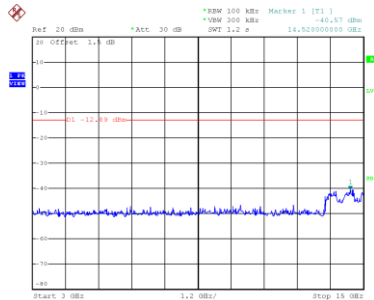


Date: 9.JAN.2020 20:08:16

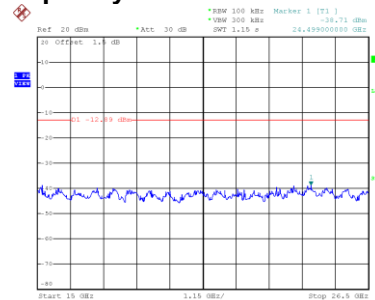
CH06 – 10th Harmonic of the fundamental frequency



Date: 9.JAN.2020 20:06:24

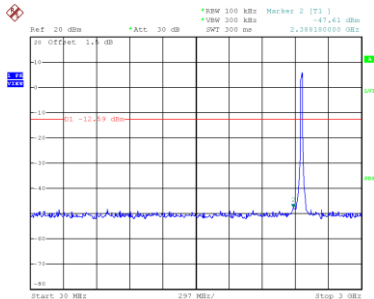


Date: 9.JAN.2020 20:06:31

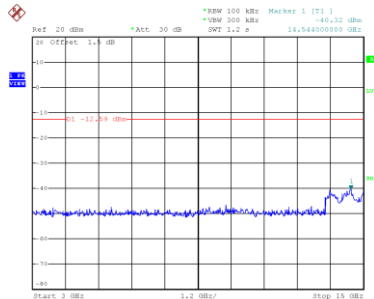


Date: 9.JAN.2020 20:06:38

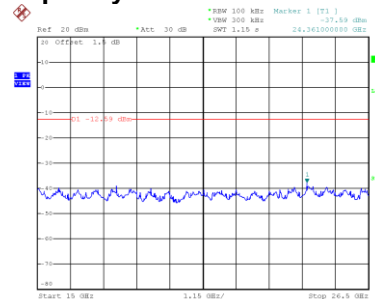
CH11 – 10th Harmonic of the fundamental frequency



Date: 9.JAN.2020 20:04:07



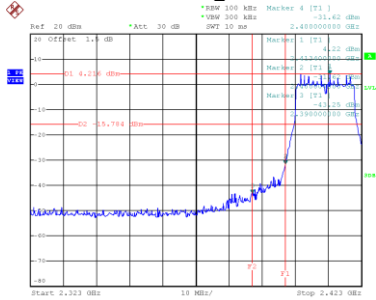
Date: 9.JAN.2020 20:04:14



Date: 9.JAN.2020 20:04:21

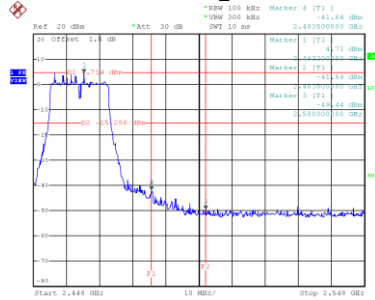
Test Mode TX N-20M Mode_Ant. 1

Bandedge-CH01



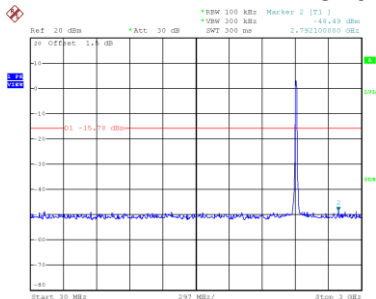
Date: 9.JAN.2020 20:11:20

Bandedge-CH11

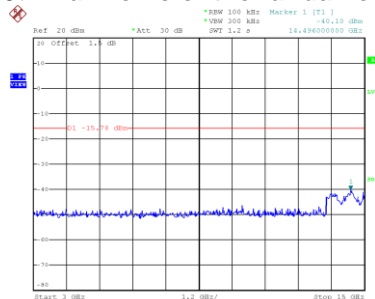


Date: 9.JAN.2020 20:12:10

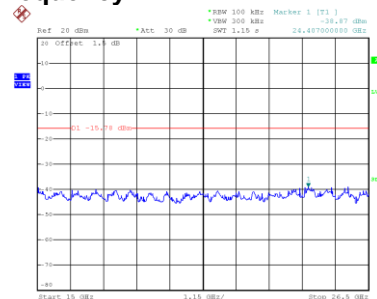
CH01 – 10th Harmonic of the fundamental frequency



Date: 9.JAN.2020 20:11:33

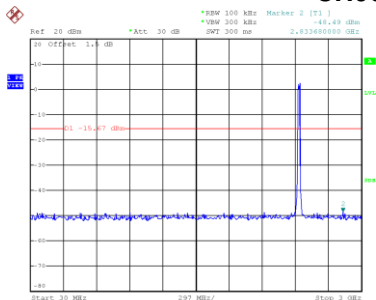


Date: 9.JAN.2020 20:11:40

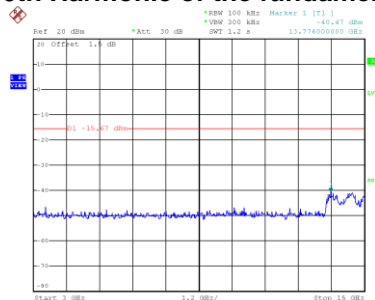


Date: 9.JAN.2020 20:11:47

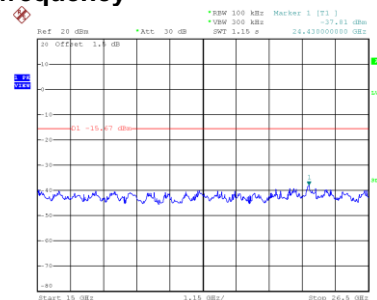
CH06 – 10th Harmonic of the fundamental frequency



Date: 9.JAN.2020 20:11:06

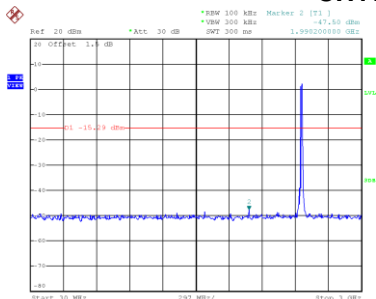


Date: 9.JAN.2020 20:11:13

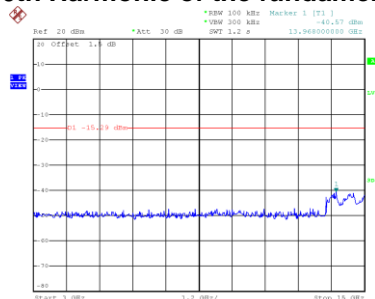


Date: 9.JAN.2020 20:11:21

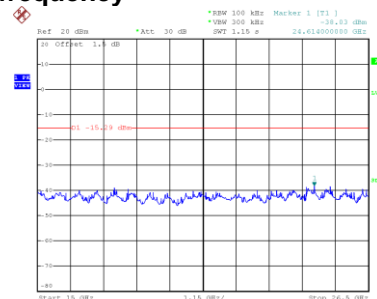
CH11 – 10th Harmonic of the fundamental frequency



Date: 9.JAN.2020 20:12:23



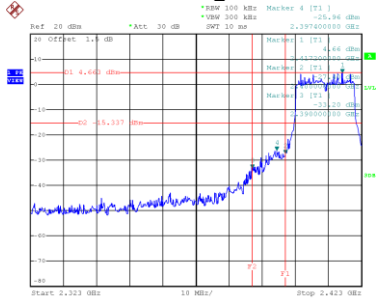
Date: 9.JAN.2020 20:12:30



Date: 9.JAN.2020 20:12:37

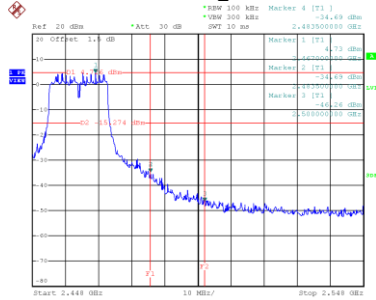
Test Mode TX N-20M Mode_Ant. 2

Bandedge-CH01



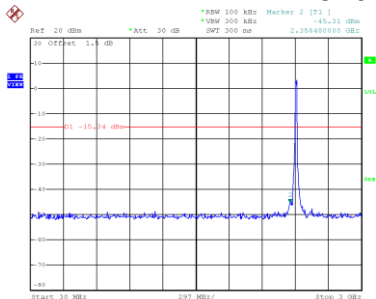
Date: 9.JAN.2020 20:45:136

Bandedge-CH11

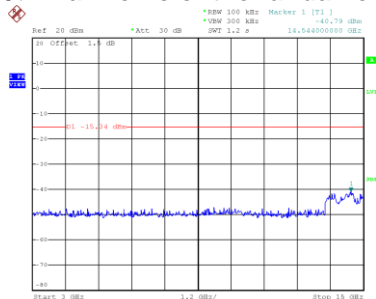


Date: 9.JAN.2020 20:50:142

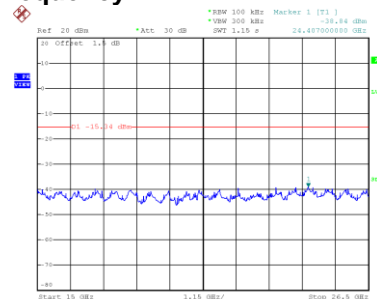
CH01 – 10th Harmonic of the fundamental frequency



Date: 9.JAN.2020 20:45:149

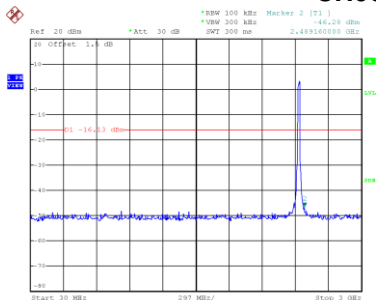


Date: 9.JAN.2020 20:45:156

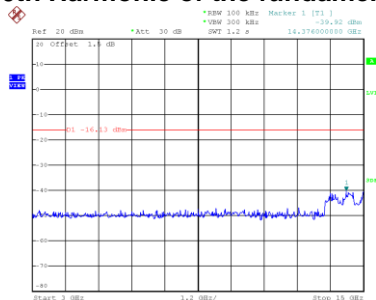


Date: 9.JAN.2020 20:46:03

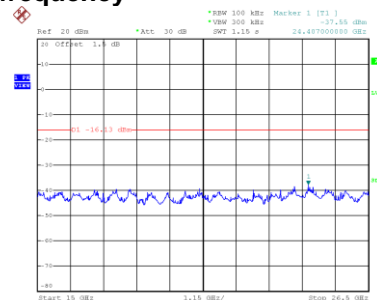
CH06 – 10th Harmonic of the fundamental frequency



Date: 9.JAN.2020 20:49:118

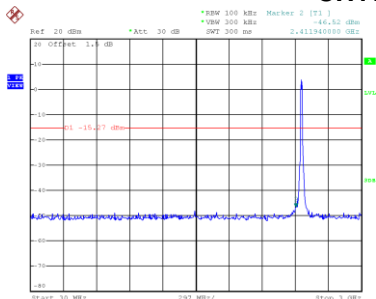


Date: 9.JAN.2020 20:49:125

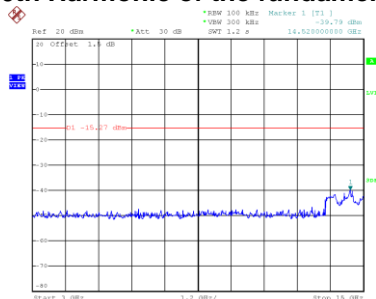


Date: 9.JAN.2020 20:49:132

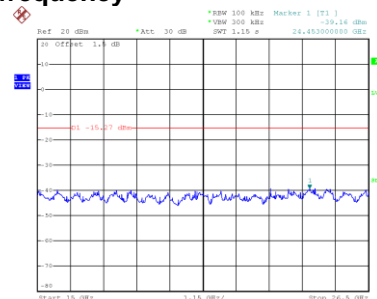
CH11 – 10th Harmonic of the fundamental frequency



Date: 9.JAN.2020 20:50:155



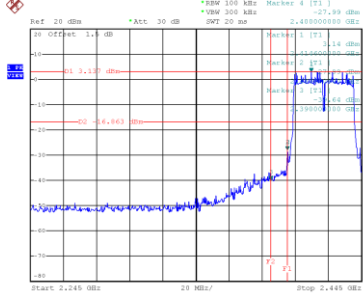
Date: 9.JAN.2020 20:51:102



Date: 9.JAN.2020 20:51:110

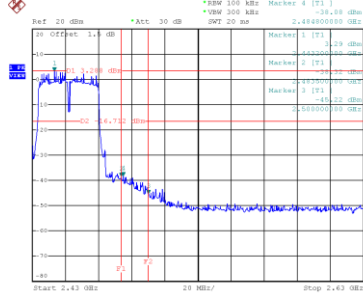
Test Mode TX N-40M Mode_Ant. 1

Bandedge-CH03



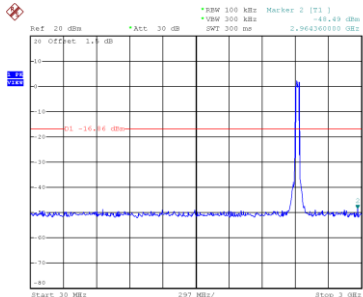
Date: 9.JAN.2020 20:13:26

Bandedge-CH09

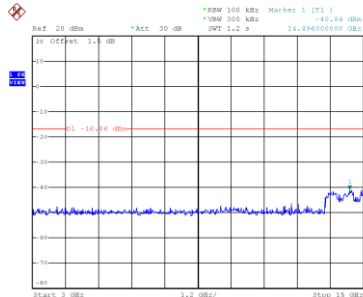


Date: 9.JAN.2020 20:19:14

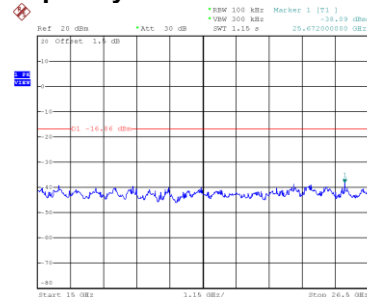
CH03 – 10th Harmonic of the fundamental frequency



Date: 9.JAN.2020 20:13:39

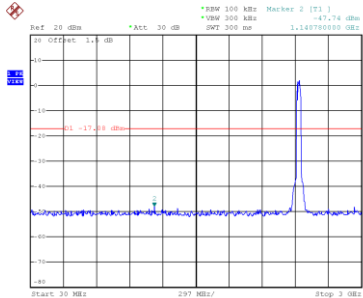


Date: 9.JAN.2020 20:13:46

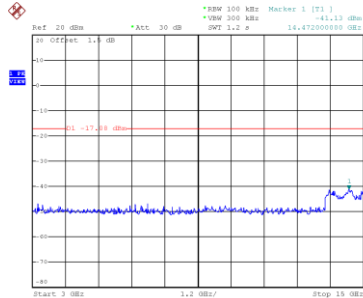


Date: 9.JAN.2020 20:13:53

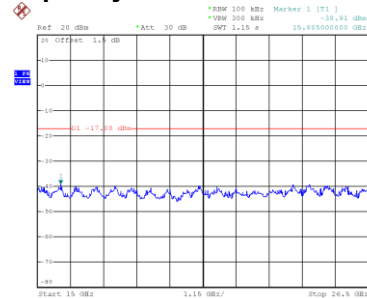
CH06 – 10th Harmonic of the fundamental frequency



Date: 9.JAN.2020 20:18:23

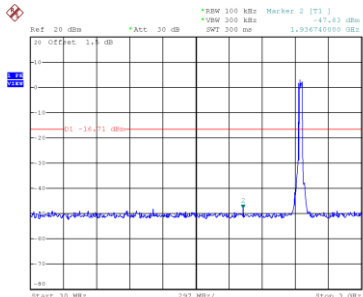


Date: 9.JAN.2020 20:18:30

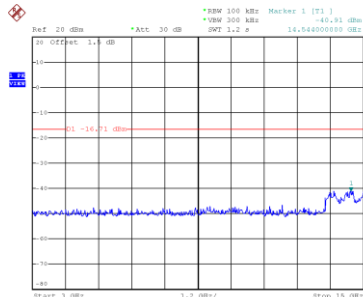


Date: 9.JAN.2020 20:18:37

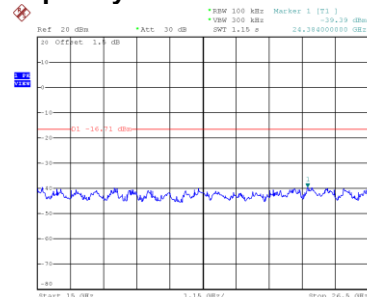
CH09 – 10th Harmonic of the fundamental frequency



Date: 9.JAN.2020 20:19:27



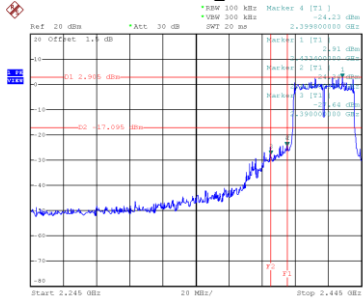
Date: 9.JAN.2020 20:19:34



Date: 9.JAN.2020 20:19:41

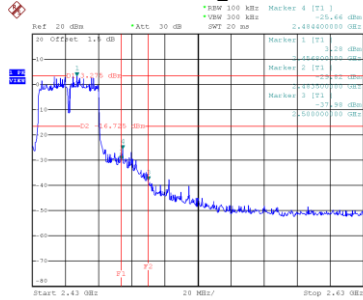
Test Mode TX N-40M Mode_Ant. 2

Bandedge-CH03



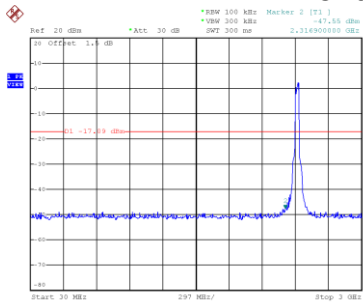
Date: 9.JAN.2020 20:53:13

Bandedge-CH09

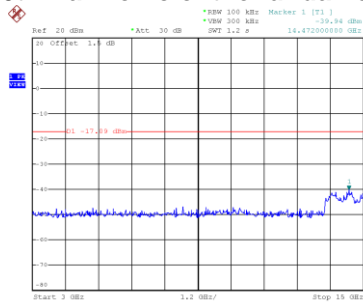


Date: 9.JAN.2020 20:57:45

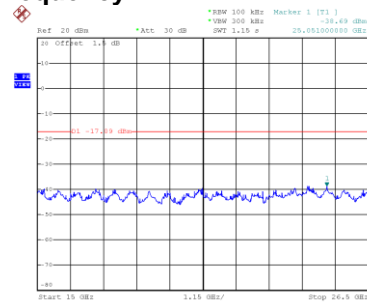
CH03 – 10th Harmonic of the fundamental frequency



Date: 9.JAN.2020 20:53:26

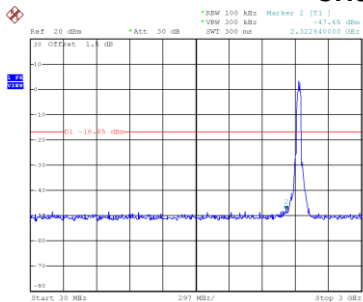


Date: 9.JAN.2020 20:53:33

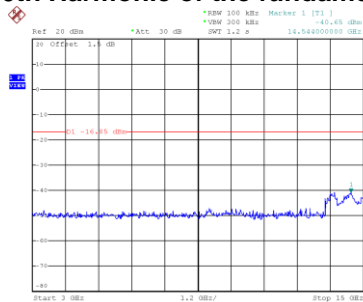


Date: 9.JAN.2020 20:53:40

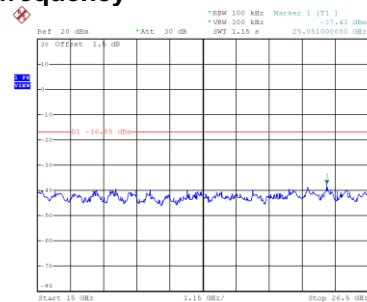
CH06 – 10th Harmonic of the fundamental frequency



Date: 9.JAN.2020 20:54:33

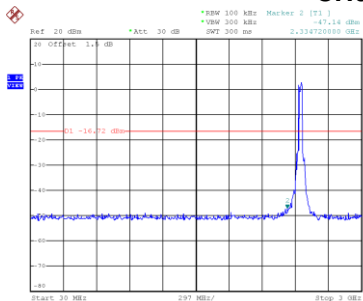


Date: 9.JAN.2020 20:54:40

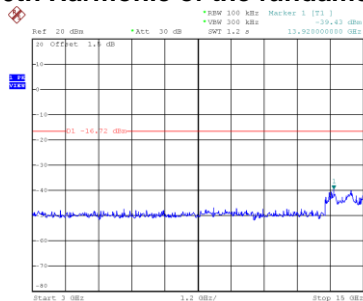


Date: 9.JAN.2020 20:54:47

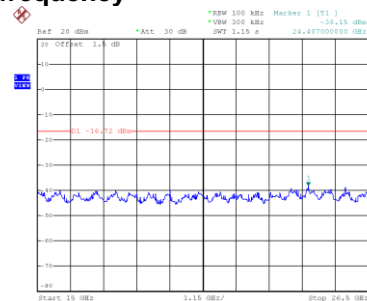
CH09 – 10th Harmonic of the fundamental frequency



Date: 9.JAN.2020 20:57:58



Date: 9.JAN.2020 20:58:05



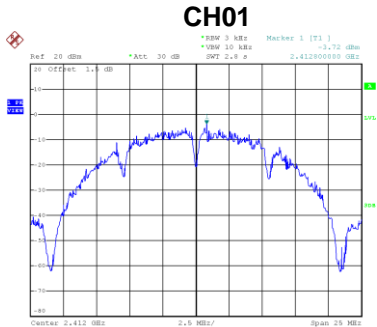
Date: 9.JAN.2020 20:58:12

APPENDIX H - POWER SPECTRAL DENSITY

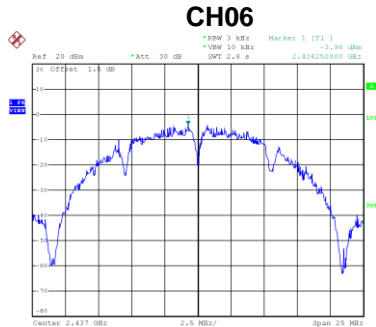
Non-Beamforming

Test Mode	TX B Mode_Ant. 1
-----------	------------------

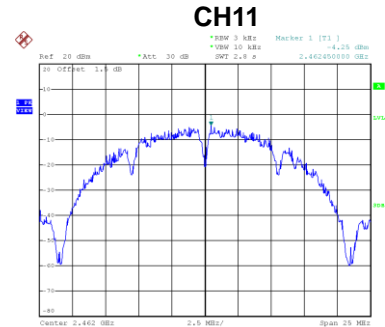
Channel	Frequency (MHz)	Power Spectral Density (dBm/3kHz)	Max. Limit (dBm/3kHz)	Result
01	2412	-3.72	8	Complies
06	2437	-3.98	8	Complies
11	2462	-4.25	8	Complies



Date: 9-JAN-2020 20:27:01



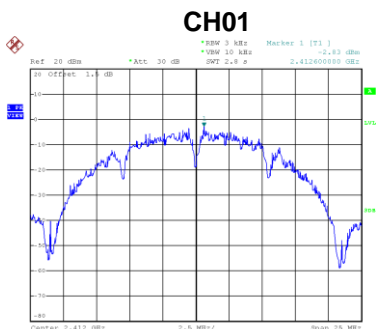
Date: 9-JAN-2020 20:26:19



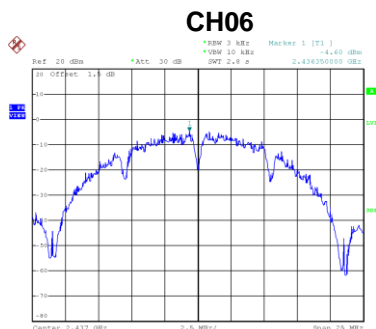
Date: 9-JAN-2020 20:25:53

Test Mode	TX B Mode_Ant. 2
-----------	------------------

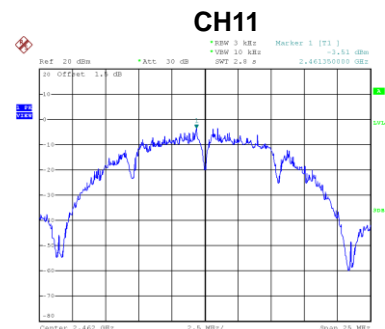
Channel	Frequency (MHz)	Power Spectral Density (dBm/3kHz)	Max. Limit (dBm/3kHz)	Result
01	2412	-2.83	8	Complies
06	2437	-4.60	8	Complies
11	2462	-3.61	8	Complies



Date: 9-JAN-2020 20:28:54



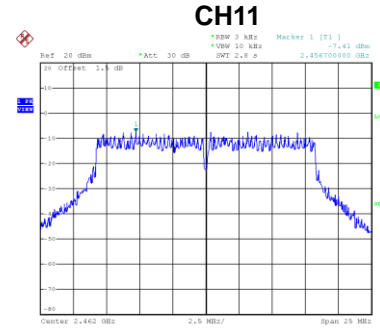
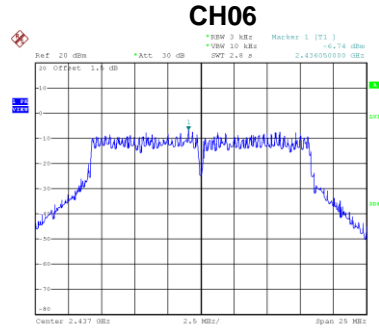
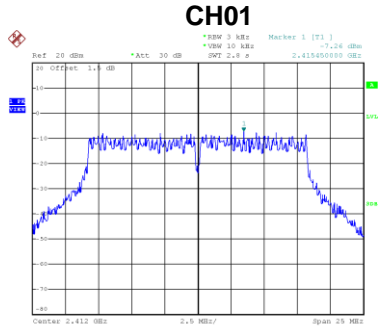
Date: 9-JAN-2020 20:32:45



Date: 9-JAN-2020 20:33:54

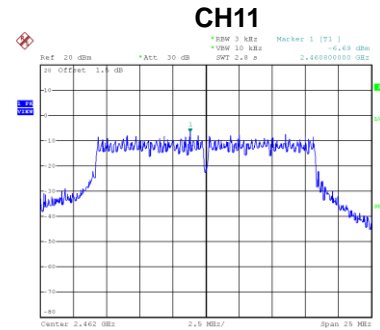
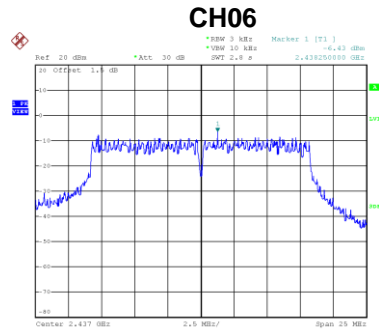
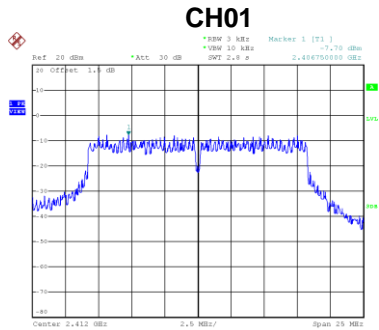
Test Mode	TX G Mode_Ant. 1
-----------	------------------

Channel	Frequency (MHz)	Power Spectral Density (dBm/3kHz)	Max. Limit (dBm/3kHz)	Result
01	2412	-7.26	8	Complies
06	2437	-6.74	8	Complies
11	2462	-7.41	8	Complies



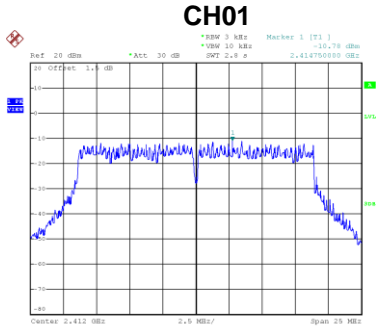
Test Mode	TX G Mode_Ant. 2
-----------	------------------

Channel	Frequency (MHz)	Power Spectral Density (dBm/3kHz)	Max. Limit (dBm/3kHz)	Result
01	2412	-7.70	8	Complies
06	2437	-6.43	8	Complies
11	2462	-6.69	8	Complies

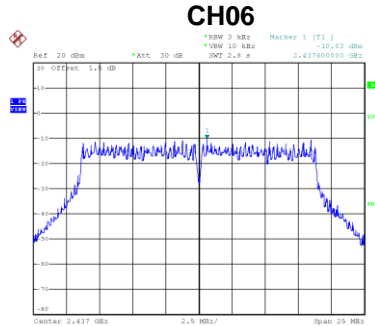


Test Mode	TX N-20M Mode_Ant. 1
-----------	----------------------

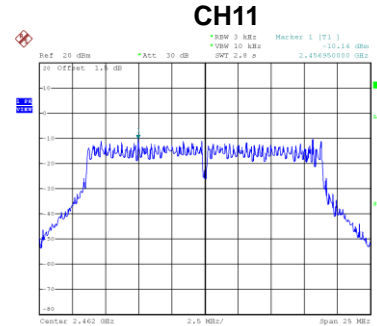
Channel	Frequency (MHz)	Power Spectral Density (dBm/3kHz)	Max. Limit (dBm/3kHz)	Result
01	2412	-10.78	8	Complies
06	2437	-10.03	8	Complies
11	2462	-10.14	8	Complies



Date: 9-JAN-2020 20:24:08



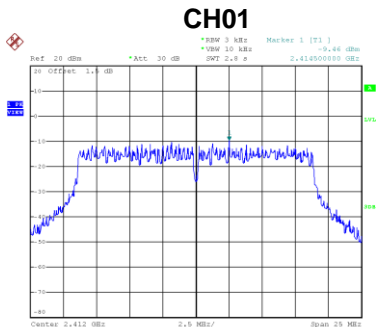
Date: 9-JAN-2020 20:23:42



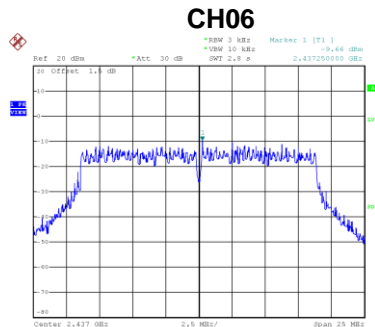
Date: 9-JAN-2020 20:23:16

Test Mode	TX N-20M Mode_Ant. 2
-----------	----------------------

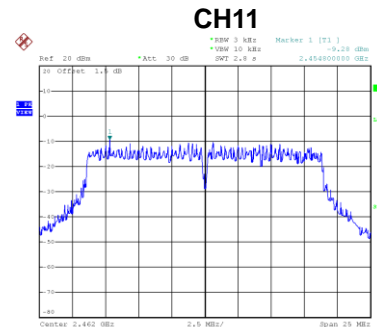
Channel	Frequency (MHz)	Power Spectral Density (dBm/3kHz)	Max. Limit (dBm/3kHz)	Result
01	2412	-9.46	8	Complies
06	2437	-9.66	8	Complies
11	2462	-9.28	8	Complies



Date: 9-JAN-2020 20:47:01



Date: 9-JAN-2020 20:47:46



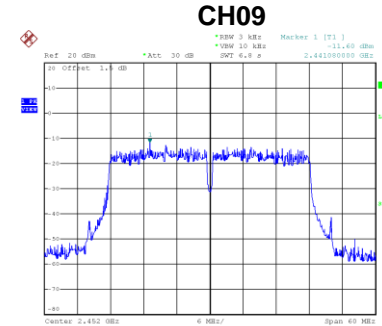
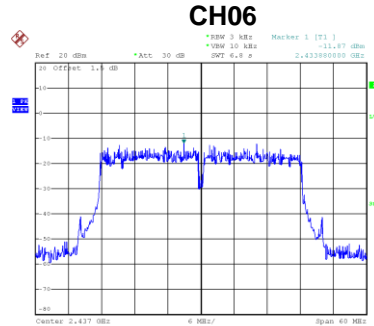
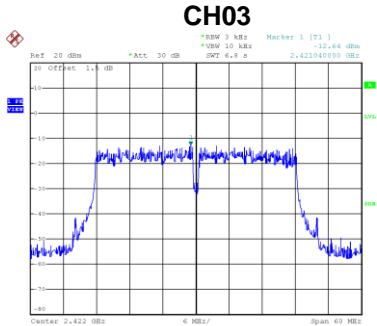
Date: 9-JAN-2020 20:51:33

Test Mode	TX N-20M Mode_Total
-----------	---------------------

Channel	Frequency (MHz)	Power Spectral Density (dBm/3kHz)	Max. Limit (dBm/3kHz)	Result
01	2412	-7.06	8	Complies
06	2437	-6.83	8	Complies
11	2462	-6.68	8	Complies

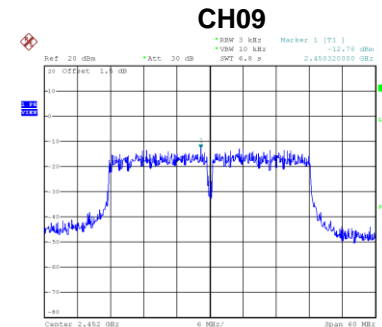
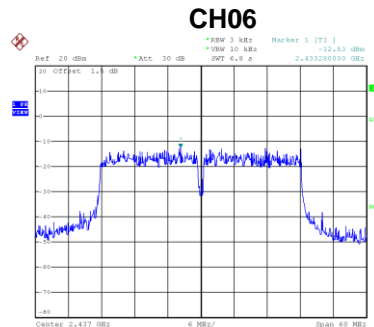
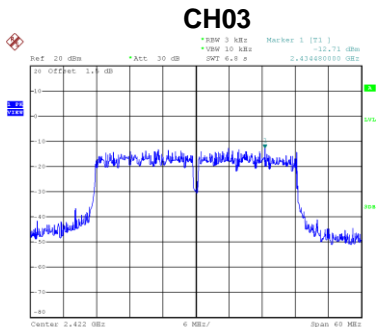
Test Mode	TX N-40M Mode_Ant. 1
-----------	----------------------

Channel	Frequency (MHz)	Power Spectral Density (dBm/3kHz)	Max. Limit (dBm/3kHz)	Result
03	2422	-12.64	8	Complies
06	2437	-11.87	8	Complies
09	2452	-11.60	8	Complies



Test Mode	TX N-40M Mode_Ant. 2
-----------	----------------------

Channel	Frequency (MHz)	Power Spectral Density (dBm/3kHz)	Max. Limit (dBm/3kHz)	Result
03	2422	-12.71	8	Complies
06	2437	-12.53	8	Complies
09	2452	-12.78	8	Complies



Test Mode	TX N-40M Mode_Total
-----------	---------------------

Channel	Frequency (MHz)	Power Spectral Density (dBm/3kHz)	Max. Limit (dBm/3kHz)	Result
03	2422	-9.66	8	Complies
06	2437	-9.18	8	Complies
09	2452	-9.14	8	Complies

End of Test Report