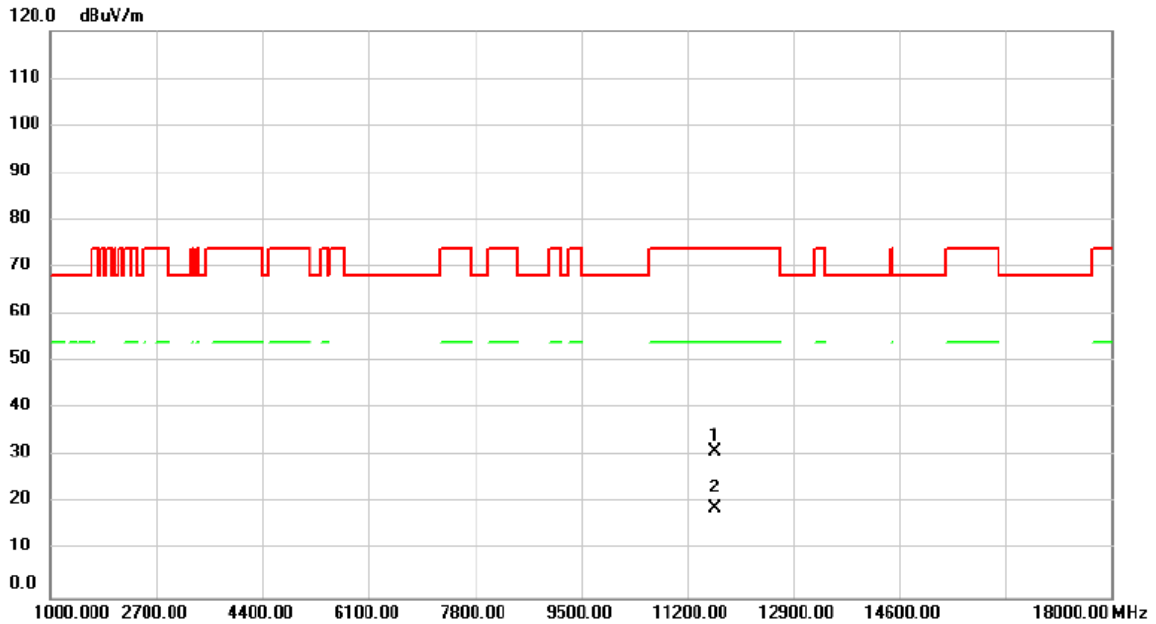


Test Mode	IEEE 802.11n (HT20)	Test Date	2024/8/19
Test Frequency	CH165: 5825 MHz	Polarization	Vertical

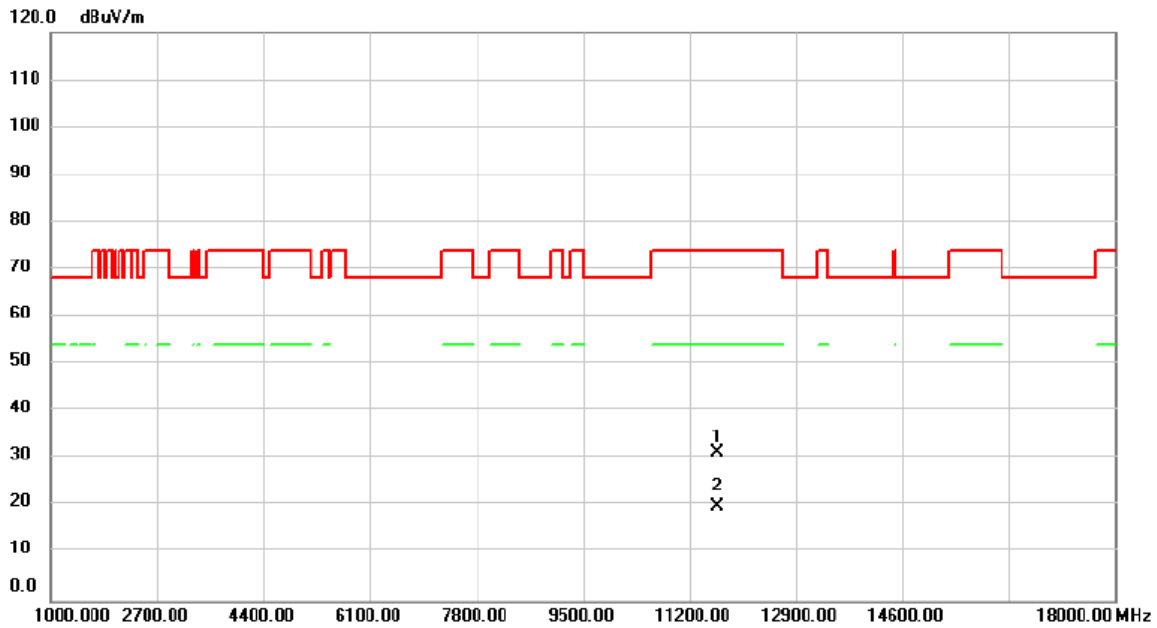


No.	Mk.	Freq. MHz	Reading Level dBuV	Correct Factor dB	Measure- ment dBuV/m	Limit dBuV/m	Margin dB	Antenna Height cm	Table Degree	Comment
1		11650.00	30.22	0.83	31.05	74.00	-42.95			peak
2	*	11650.00	18.29	0.83	19.12	54.00	-34.88			AVG

**REMARKS:**

- (1) Measurement Value = Reading Level + Correct Factor.
- (2) Margin Level = Measurement Value - Limit Value.

Test Mode	IEEE 802.11n (HT20)	Test Date	2024/8/19
Test Frequency	CH165: 5825 MHz	Polarization	Horizontal

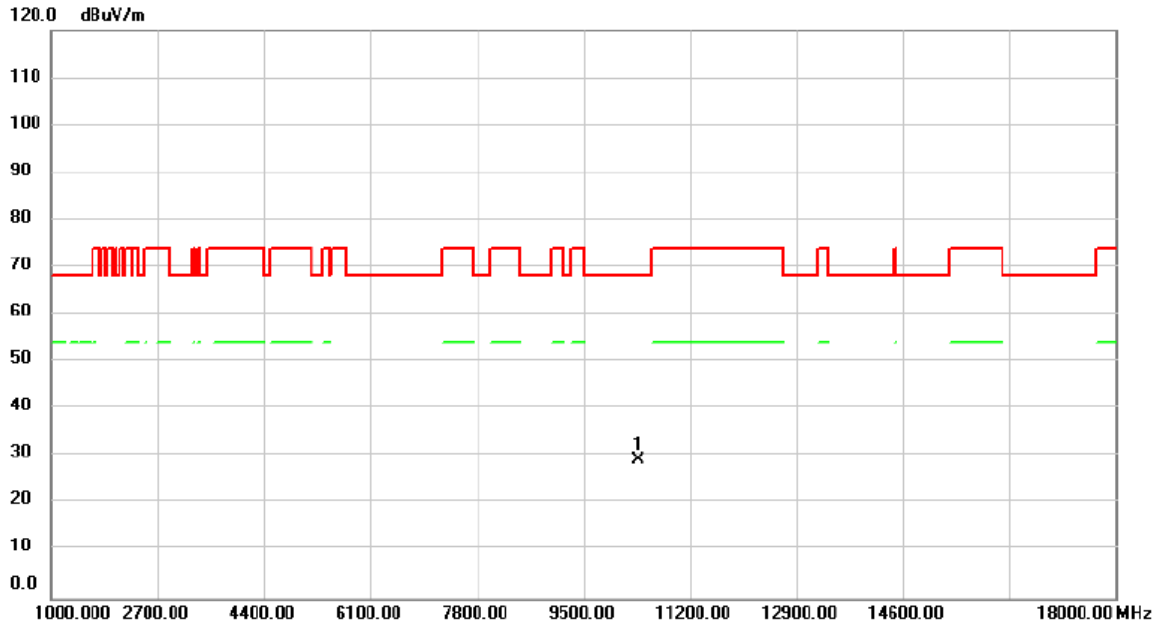


No.	Mk.	Freq.	Reading Level	Correct Factor	Measurement	Limit	Margin	Antenna Height	Table Degree	
		MHz	dBuV	dB	dBuV/m	dBuV/m	dB	cm	degree	Comment
1		11650.00	30.41	0.83	31.24	74.00	-42.76			peak
2	*	11650.00	19.17	0.83	20.00	54.00	-34.00			AVG

**REMARKS:**

- (1) Measurement Value = Reading Level + Correct Factor.
- (2) Margin Level = Measurement Value - Limit Value.

Test Mode	IEEE 802.11n (HT40)	Test Date	2024/8/19
Test Frequency	CH38: 5190 MHz	Polarization	Vertical

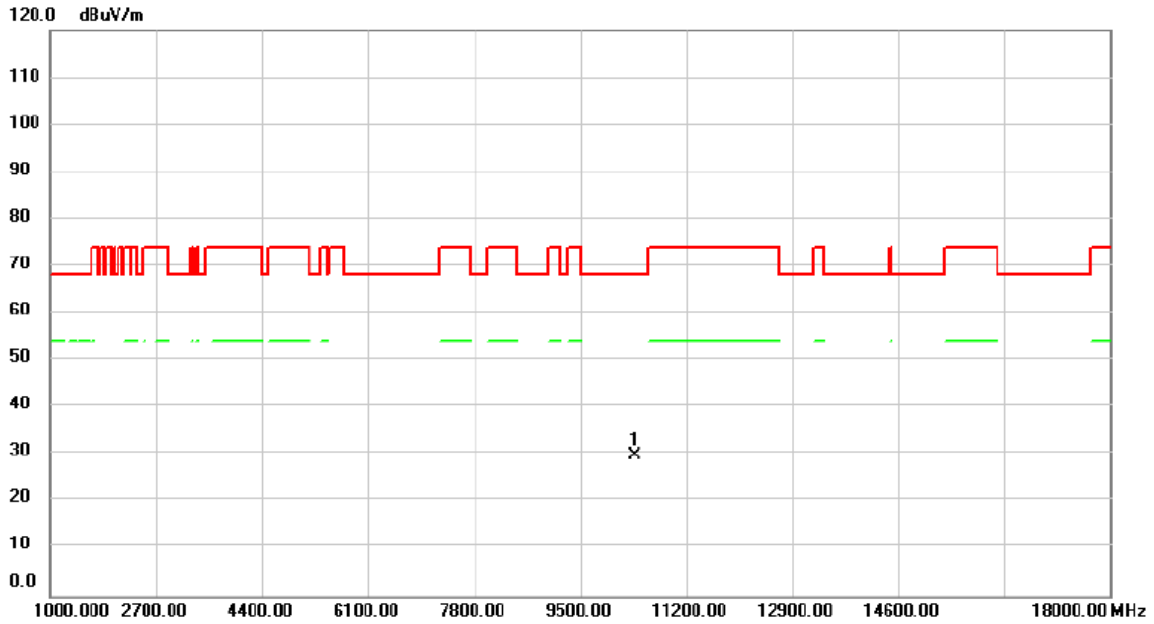


No.	Mk.	Freq.	Reading Level	Correct Factor	Measurement	Limit	Margin	Antenna Height	Table Degree	
		MHz	dBuV	dB	dBuV/m	dBuV/m	dB	Detector	cm	degree
1	*	10380.00	29.97	-0.57	29.40	68.20	-38.80	peak		

**REMARKS:**

- (1) Measurement Value = Reading Level + Correct Factor.
- (2) Margin Level = Measurement Value - Limit Value.

Test Mode	IEEE 802.11n (HT40)	Test Date	2024/8/19
Test Frequency	CH38: 5190 MHz	Polarization	Horizontal

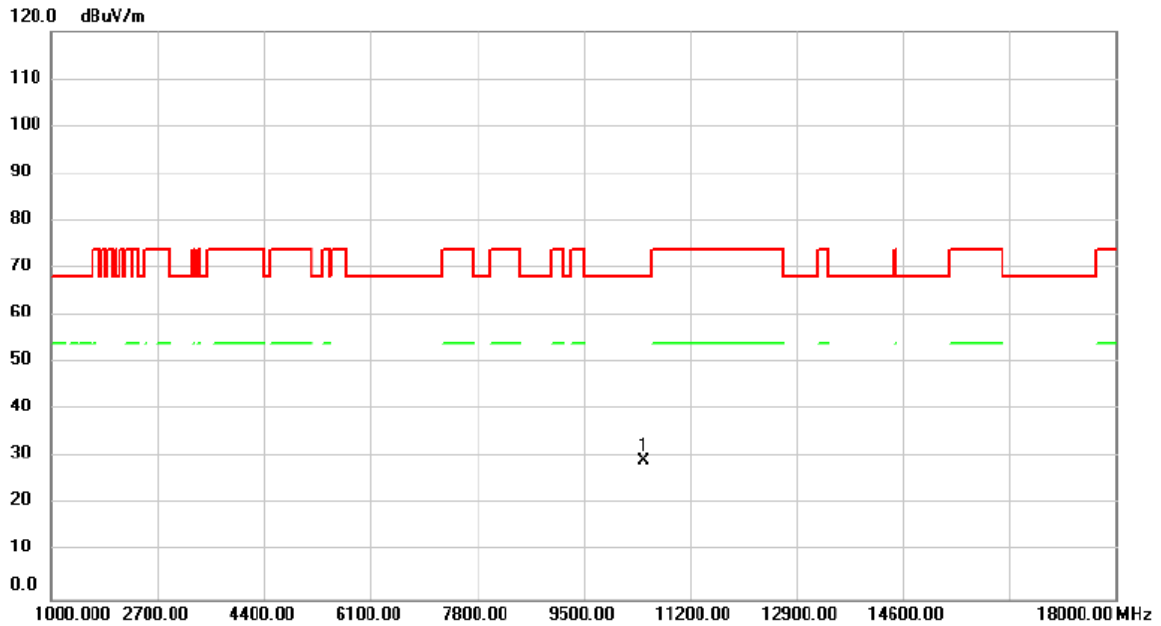


No.	Mk.	Freq.	Reading Level	Correct Factor	Measurement	Limit	Margin	Antenna Height	Table Degree	
		MHz	dBuV	dB	dBuV/m	dBuV/m	dB	Detector	cm	degree
1	*	10380.00	30.41	-0.57	29.84	68.20	-38.36	peak		

**REMARKS:**

- (1) Measurement Value = Reading Level + Correct Factor.
- (2) Margin Level = Measurement Value - Limit Value.

Test Mode	IEEE 802.11n (HT40)	Test Date	2024/8/19
Test Frequency	CH46: 5230 MHz	Polarization	Vertical

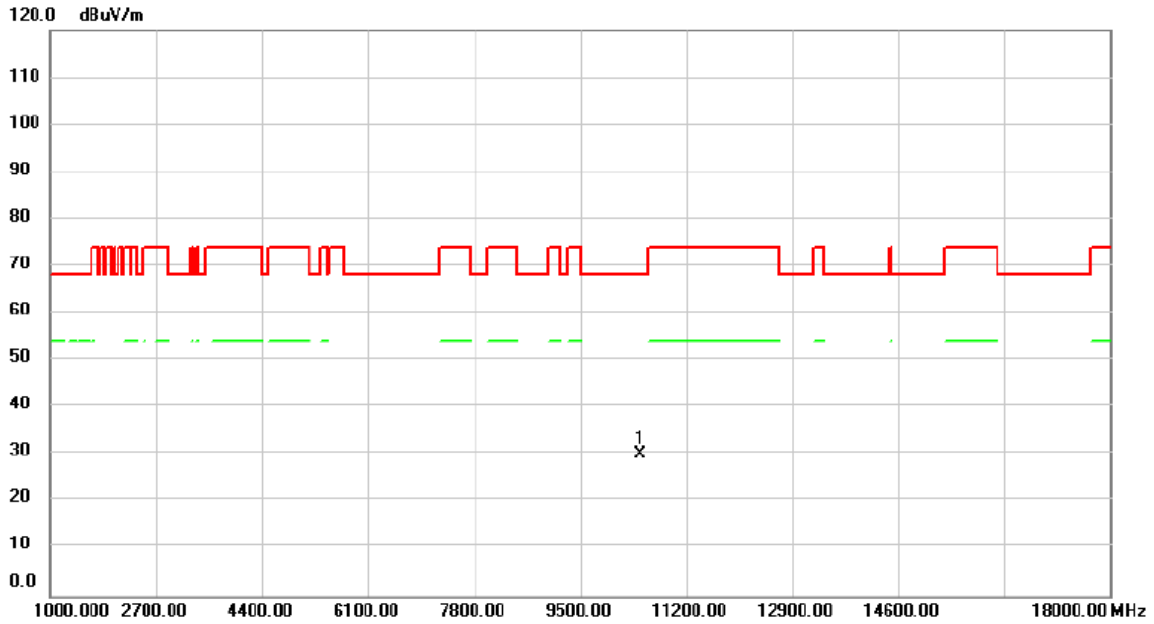


No.	Mk.	Freq.	Reading Level	Correct Factor	Measurement	Limit	Margin	Antenna Height	Table Degree	
		MHz	dBuV	dB	dBuV/m	dBuV/m	dB	Detector	cm	degree
1	*	10460.00	29.68	-0.49	29.19	68.20	-39.01	peak		

**REMARKS:**

- (1) Measurement Value = Reading Level + Correct Factor.
- (2) Margin Level = Measurement Value - Limit Value.

Test Mode	IEEE 802.11n (HT40)	Test Date	2024/8/19
Test Frequency	CH46: 5230 MHz	Polarization	Horizontal

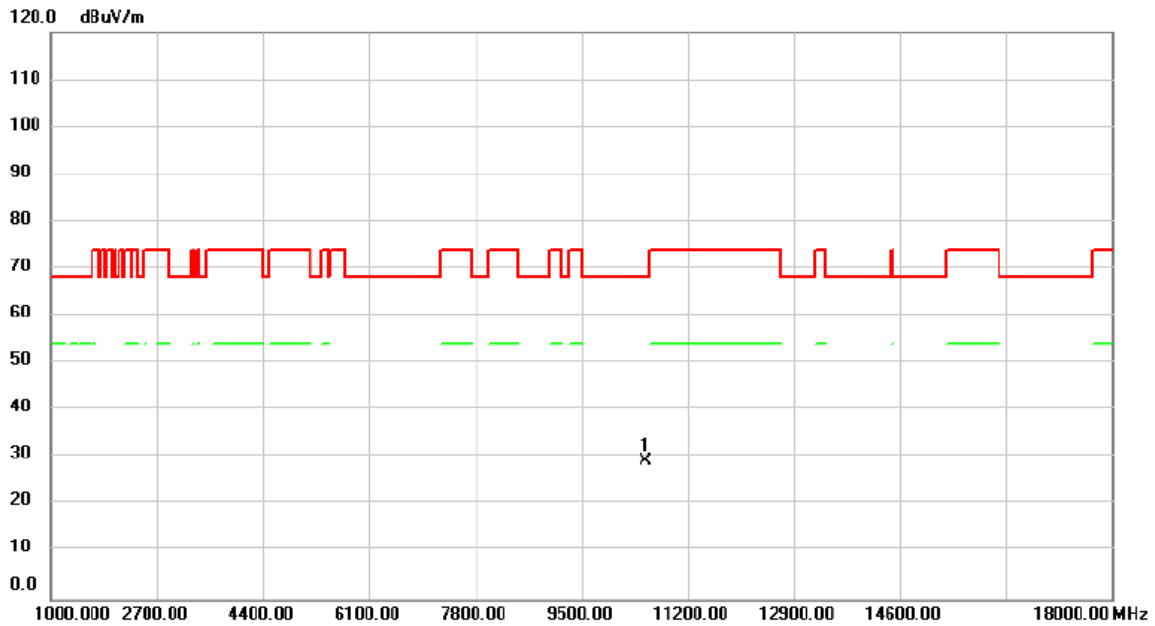


No.	Mk.	Freq.	Reading Level	Correct Factor	Measurement	Limit	Margin	Antenna Height	Table Degree	
		MHz	dBuV	dB	dBuV/m	dBuV/m	dB	Detector	cm	degree
1	*	10460.00	30.73	-0.49	30.24	68.20	-37.96	peak		

**REMARKS:**

- (1) Measurement Value = Reading Level + Correct Factor.
- (2) Margin Level = Measurement Value - Limit Value.

Test Mode	IEEE 802.11n (HT40)	Test Date	2024/8/19
Test Frequency	CH54: 5270 MHz	Polarization	Vertical

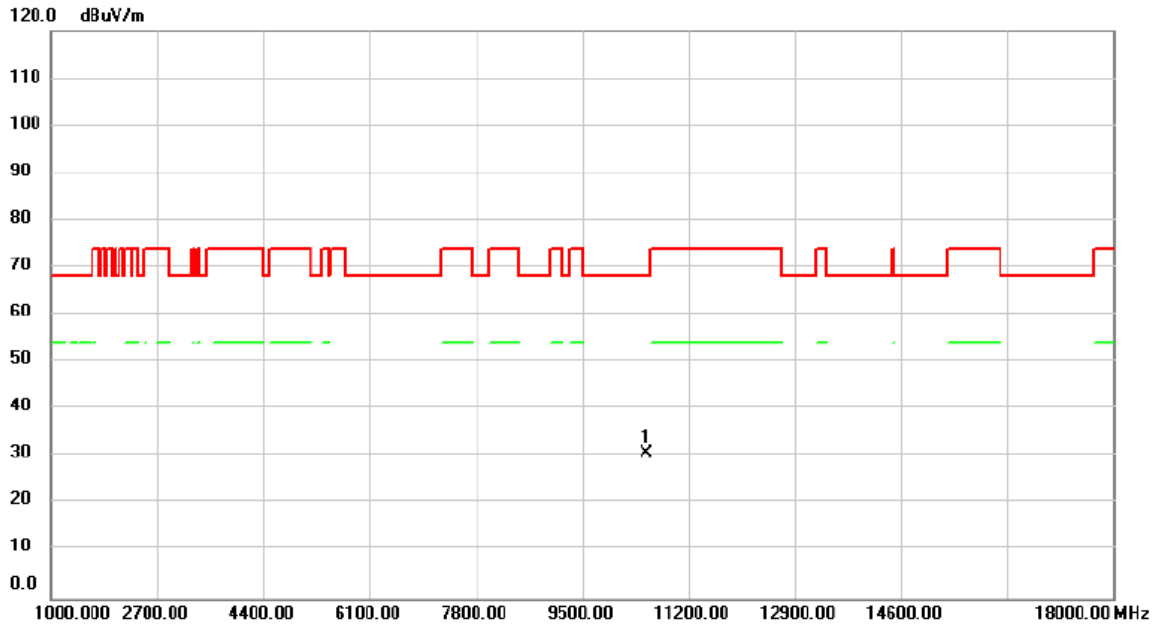


No.	Mk.	Freq.	Reading Level	Correct Factor	Measurement	Limit	Margin	Antenna Height	Table Degree	Comment
		MHz	dBuV	dB	dBuV/m	dBuV/m	dB	cm	degree	
1	*	10540.00	29.75	-0.44	29.31	68.20	-38.89			peak

**REMARKS:**

- (1) Measurement Value = Reading Level + Correct Factor.
- (2) Margin Level = Measurement Value - Limit Value.

Test Mode	IEEE 802.11n (HT40)	Test Date	2024/8/19
Test Frequency	CH54: 5270 MHz	Polarization	Horizontal



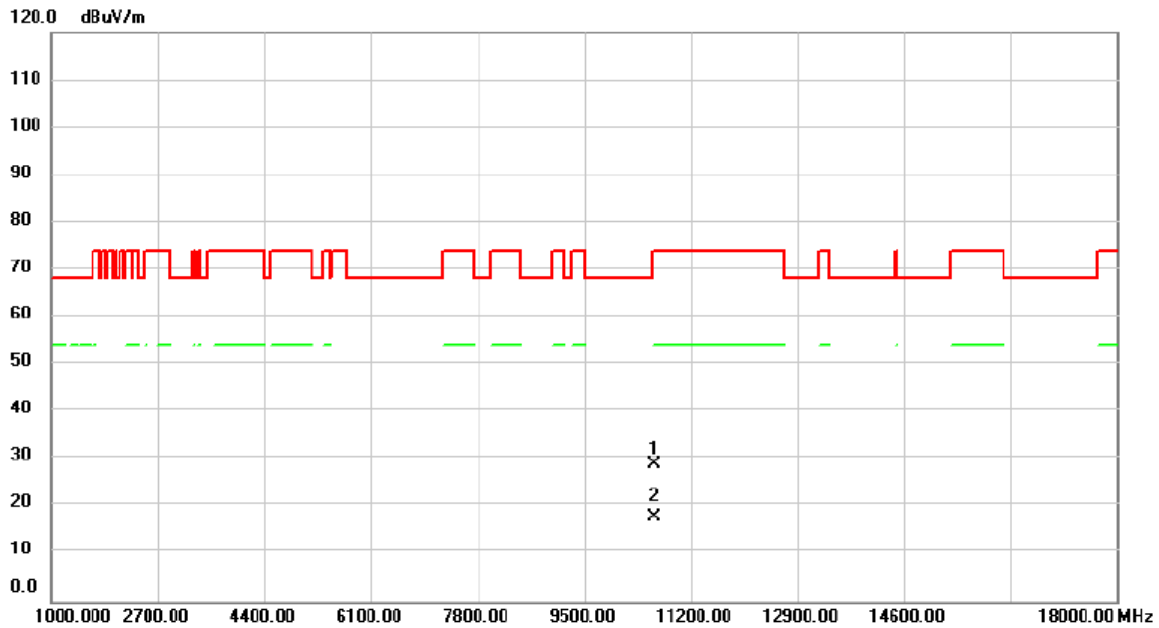
No.	Mk.	Freq.	Reading Level	Correct Factor	Measurement	Limit	Margin	Antenna Height	Table Degree	
		MHz	dBuV	dB	dBuV/m	dBuV/m	dB	Detector	cm	degree
1	*	10540.00	31.12	-0.44	30.68	68.20	-37.52	peak		

**REMARKS:**

- (1) Measurement Value = Reading Level + Correct Factor.
- (2) Margin Level = Measurement Value - Limit Value.



Test Mode	IEEE 802.11n (HT40)	Test Date	2024/8/19
Test Frequency	CH62: 5310 MHz	Polarization	Vertical

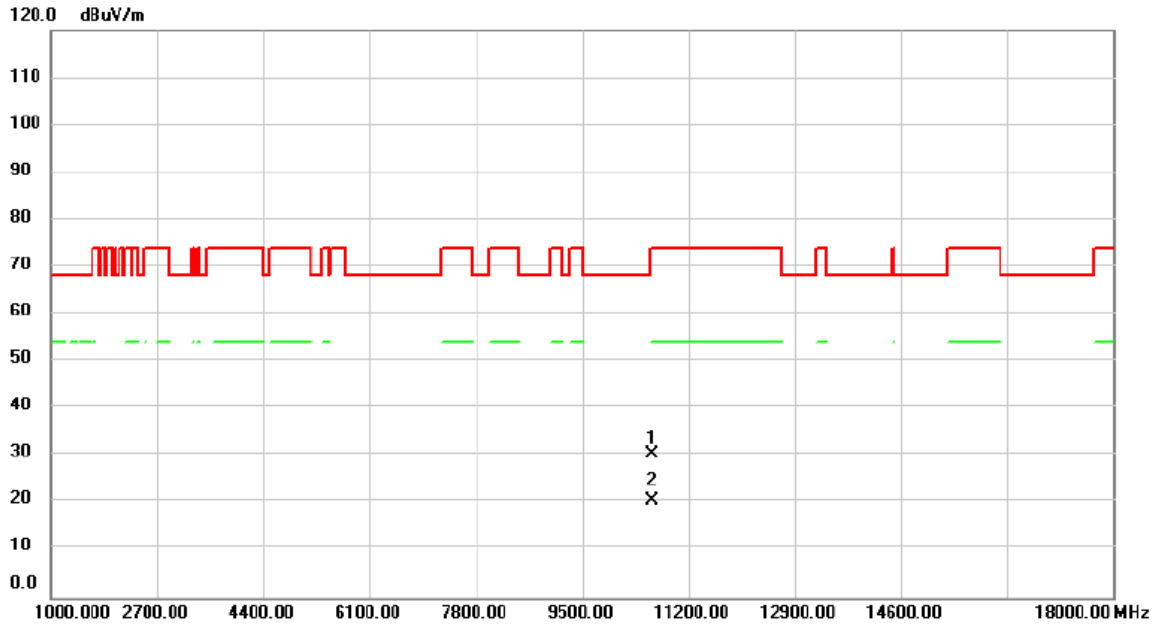


No.	Mk.	Freq. MHz	Reading Level dBuV	Correct Factor dB	Measure- ment dBuV/m	Limit dBuV/m	Margin dB	Antenna Height cm	Table Degree	Detector	Comment
1		10620.00	29.21	-0.40	28.81	74.00	-45.19			peak	
2	*	10620.00	18.28	-0.40	17.88	54.00	-36.12			AVG	

**REMARKS:**

- (1) Measurement Value = Reading Level + Correct Factor.
- (2) Margin Level = Measurement Value - Limit Value.

Test Mode	IEEE 802.11n (HT40)	Test Date	2024/8/19
Test Frequency	CH62: 5310 MHz	Polarization	Horizontal

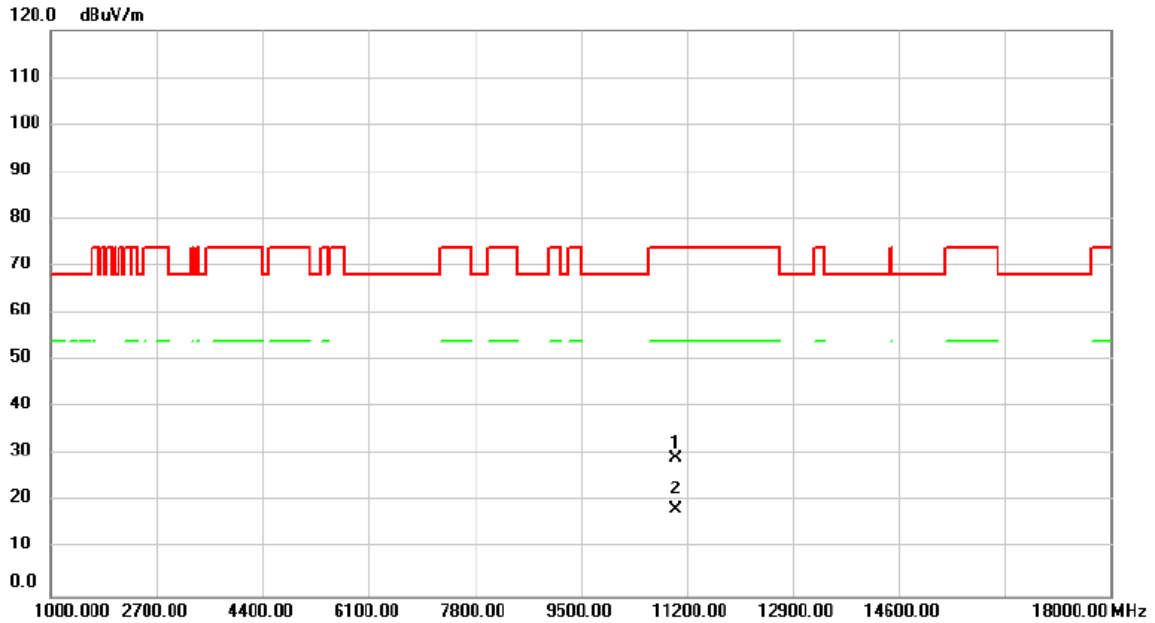


No.	Mk.	Freq.	Reading Level	Correct Factor	Measurement	Limit	Margin	Antenna Height	Table Degree	
		MHz	dBuV	dB	dBuV/m	dBuV/m	dB	Detector	cm	degree
1		10620.00	30.92	-0.40	30.52	74.00	-43.48	peak		
2	*	10620.00	20.88	-0.40	20.48	54.00	-33.52	AVG		

**REMARKS:**

- (1) Measurement Value = Reading Level + Correct Factor.
- (2) Margin Level = Measurement Value - Limit Value.

Test Mode	IEEE 802.11n (HT40)	Test Date	2024/8/19
Test Frequency	CH102: 5510 MHz	Polarization	Vertical

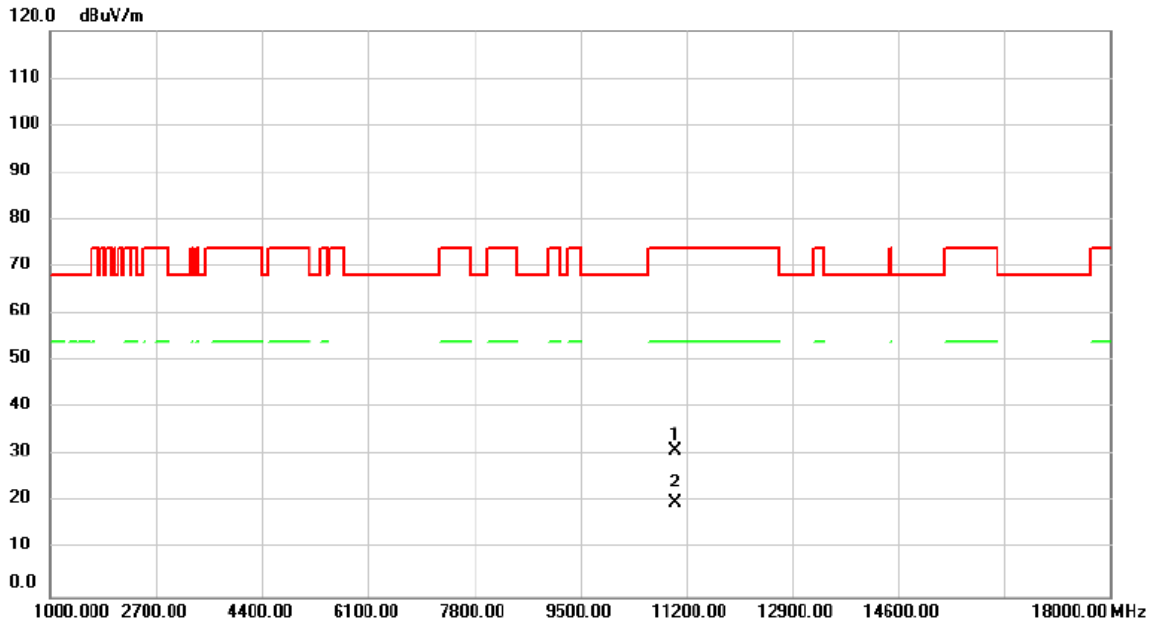


No.	Mk.	Freq.	Reading Level	Correct Factor	Measurement	Limit	Margin	Antenna Height	Table Degree	
		MHz	dBuV	dB	dBuV/m	dBuV/m	dB	cm	degree	Comment
1		11020.00	29.36	-0.22	29.14	74.00	-44.86			peak
2	*	11020.00	18.64	-0.22	18.42	54.00	-35.58			AVG

REMARKS:

- (1) Measurement Value = Reading Level + Correct Factor.
- (2) Margin Level = Measurement Value - Limit Value.

Test Mode	IEEE 802.11n (HT40)	Test Date	2024/8/19
Test Frequency	CH102: 5510 MHz	Polarization	Horizontal

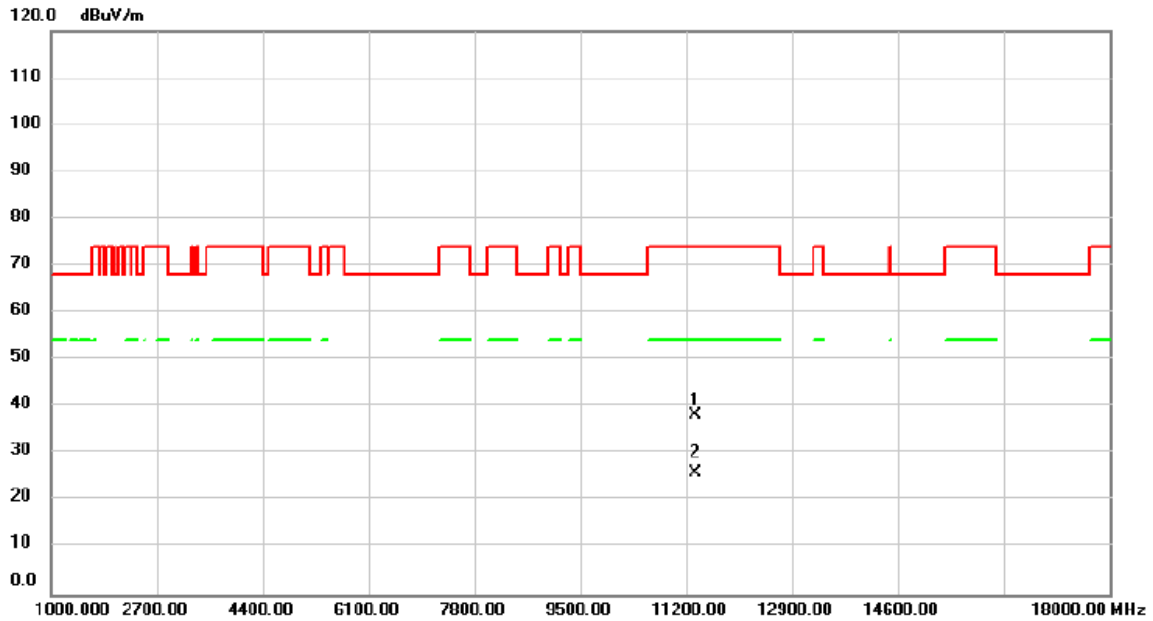


No.	Mk.	Freq.	Reading Level	Correct Factor	Measurement	Limit	Margin	Antenna Height	Table Degree	Comment
		MHz	dBuV	dB	dBuV/m	dBuV/m	dB	cm	degree	
1		11020.00	31.22	-0.22	31.00	74.00	-43.00	peak		
2	*	11020.00	20.15	-0.22	19.93	54.00	-34.07	AVG		

**REMARKS:**

- (1) Measurement Value = Reading Level + Correct Factor.
- (2) Margin Level = Measurement Value - Limit Value.

Test Mode	IEEE 802.11n (HT40)	Test Date	2024/8/20
Test Frequency	CH134: 5670 MHz	Polarization	Vertical

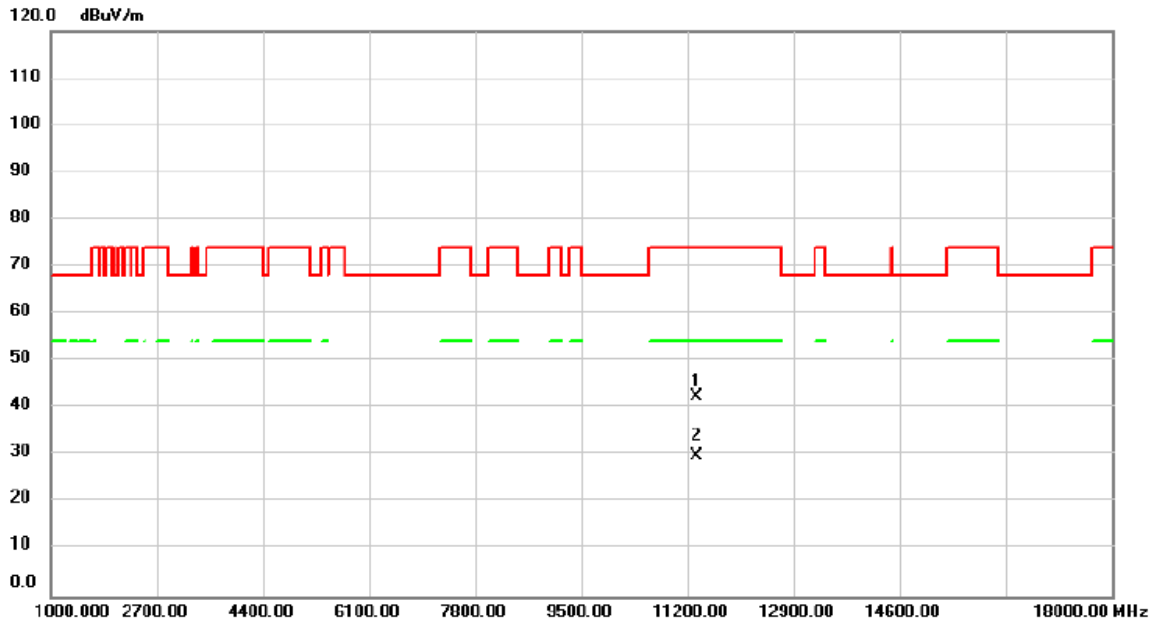


No.	Mk.	Freq.	Reading Level	Correct Factor	Measurement	Limit	Margin	Antenna Height	Table Degree	
		MHz	dBuV	dB	dBuV/m	dBuV/m	dB	cm	degree	Comment
1		11336.00	37.84	0.47	38.31	74.00	-35.69			peak
2	*	11336.00	25.44	0.47	25.91	54.00	-28.09			AVG

**REMARKS:**

- (1) Measurement Value = Reading Level + Correct Factor.
- (2) Margin Level = Measurement Value - Limit Value.

Test Mode	IEEE 802.11n (HT40)	Test Date	2024/8/20
Test Frequency	CH134: 5670 MHz	Polarization	Horizontal

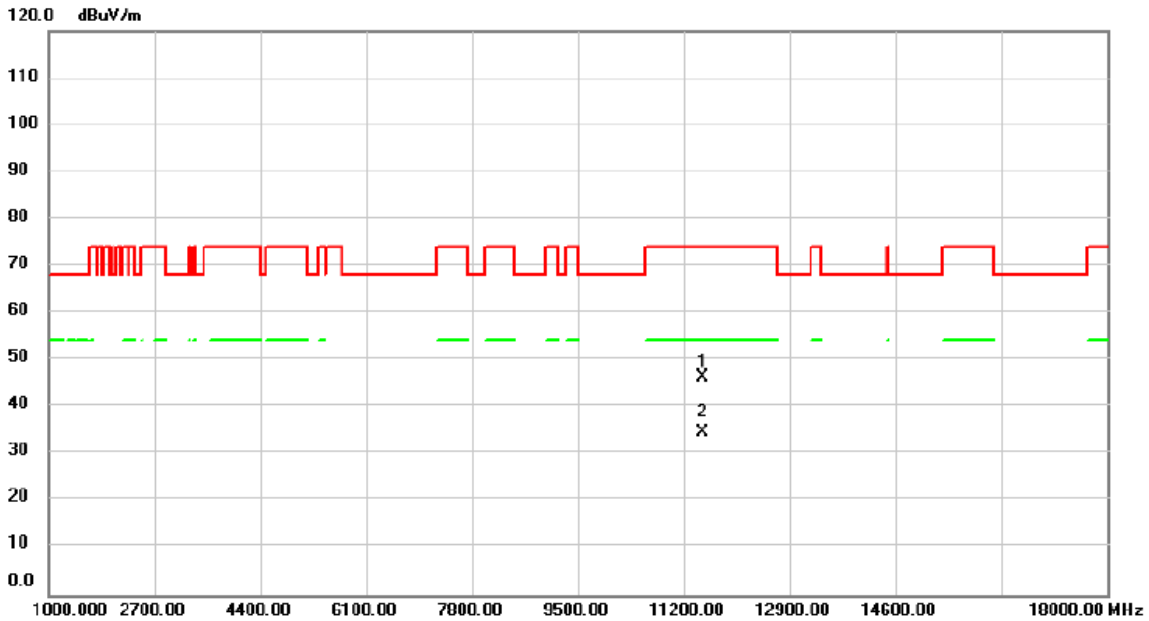


No. Mk.	Freq. MHz	Reading Level dBuV	Correct Factor dB	Measurement dBuV/m	Limit dBuV/m	Margin dB	Antenna Height cm	Table Degree	Comment
1	11336.00	41.89	0.47	42.36	74.00	-31.64	Detector		peak
2 *	11336.00	29.49	0.47	29.96	54.00	-24.04	AVG		

**REMARKS:**

- (1) Measurement Value = Reading Level + Correct Factor.
- (2) Margin Level = Measurement Value - Limit Value.

Test Mode	IEEE 802.11n (HT40)	Test Date	2024/8/20
Test Frequency	CH151: 5755 MHz	Polarization	Vertical

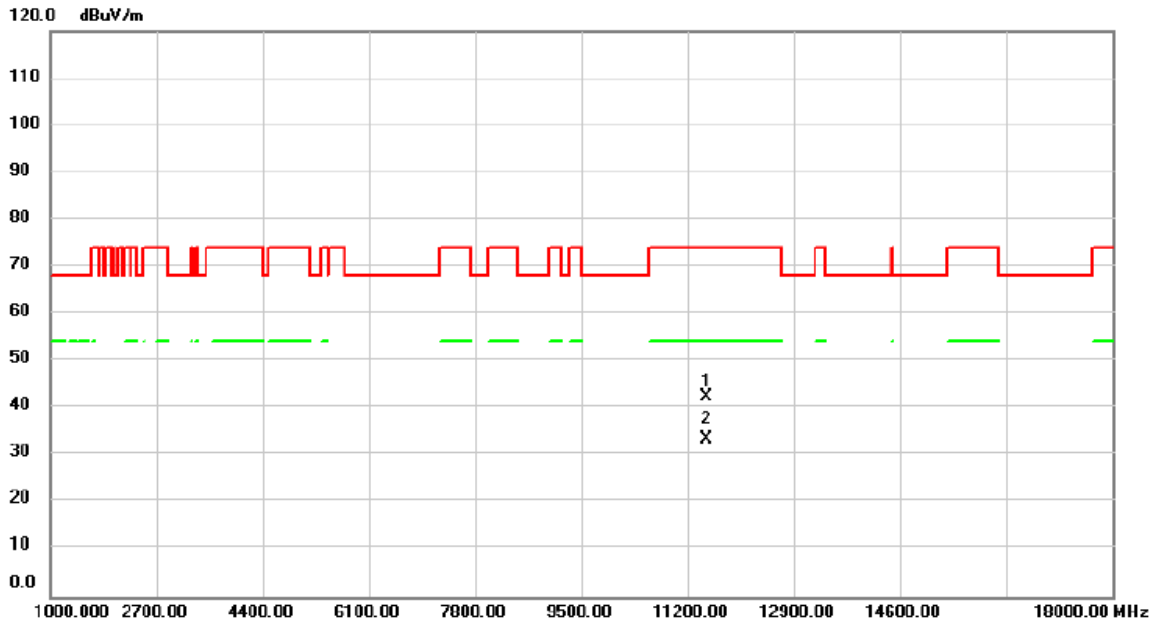


No.	Mk.	Freq. MHz	Reading Level dBuV	Correct Factor dB	Measure- ment dBuV/m	Limit dBuV/m	Margin dB	Antenna Height cm	Table Degree degree	Comment
1		11510.00	45.47	0.83	46.30	74.00	-27.70	peak		
2	*	11510.00	33.91	0.83	34.74	54.00	-19.26	AVG		

**REMARKS:**

- (1) Measurement Value = Reading Level + Correct Factor.
- (2) Margin Level = Measurement Value - Limit Value.

Test Mode	IEEE 802.11n (HT40)	Test Date	2024/8/20
Test Frequency	CH151: 5755 MHz	Polarization	Horizontal



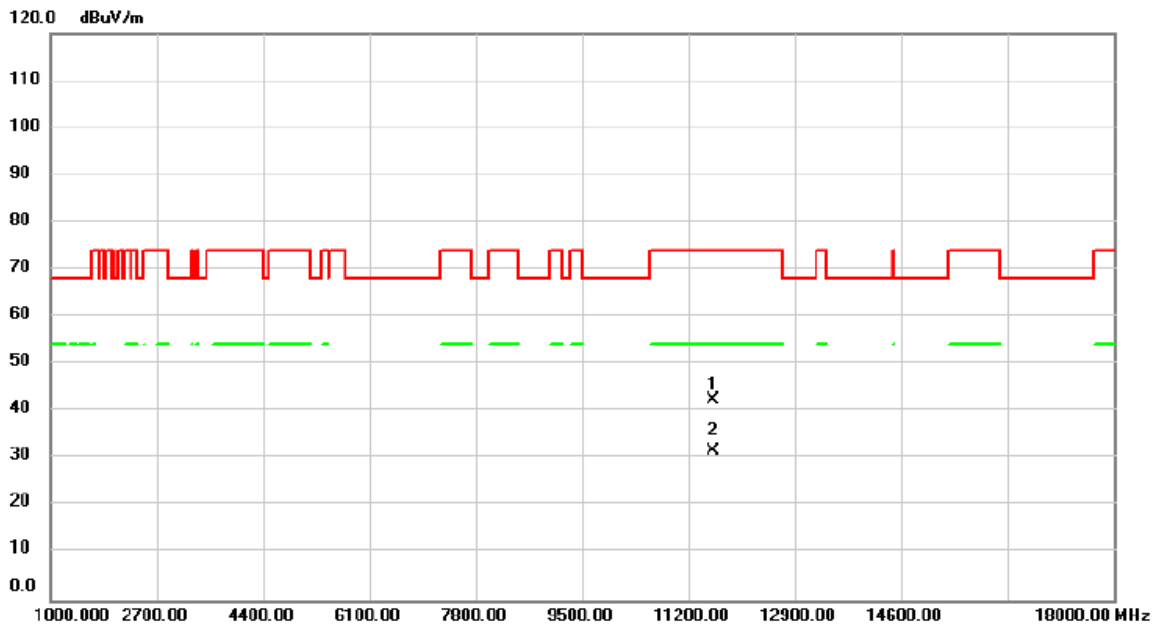
No. Mk.	Freq.	Reading Level	Correct Factor	Measurement	Limit	Margin	Antenna Height	Table Degree	
	MHz	dBuV	dB	dBuV/m	dBuV/m	dB	cm	degree	Comment
1	11510.00	41.69	0.83	42.52	74.00	-31.48			peak
2 *	11510.00	32.58	0.83	33.41	54.00	-20.59			AVG

**REMARKS:**

- (1) Measurement Value = Reading Level + Correct Factor.
- (2) Margin Level = Measurement Value - Limit Value.



Test Mode	IEEE 802.11n (HT40)	Test Date	2024/8/20
Test Frequency	CH159: 5795 MHz	Polarization	Vertical

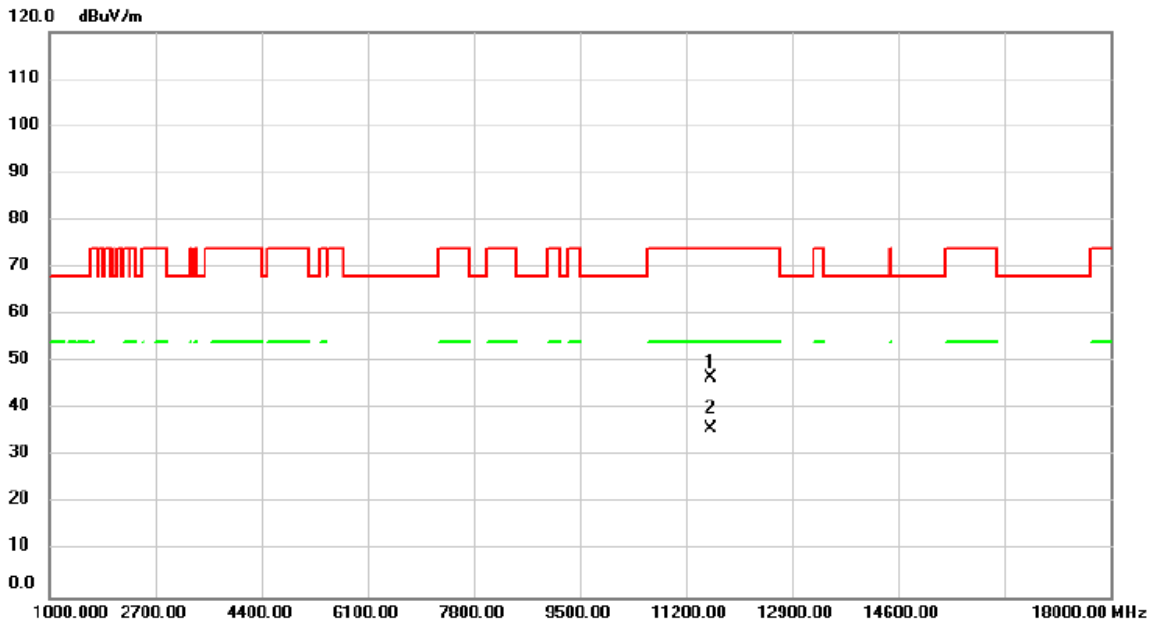


No.	Mk.	Freq.	Reading Level	Correct Factor	Measurement	Limit	Margin	Antenna Height	Table Degree	
		MHz	dBuV	dB	dBuV/m	dBuV/m	dB	cm	degree	Comment
1		11591.00	41.74	0.84	42.58	74.00	-31.42			peak
2	*	11591.00	30.88	0.84	31.72	54.00	-22.28			AVG

**REMARKS:**

- (1) Measurement Value = Reading Level + Correct Factor.
- (2) Margin Level = Measurement Value - Limit Value.

Test Mode	IEEE 802.11n (HT40)	Test Date	2024/8/20
Test Frequency	CH159: 5795 MHz	Polarization	Horizontal

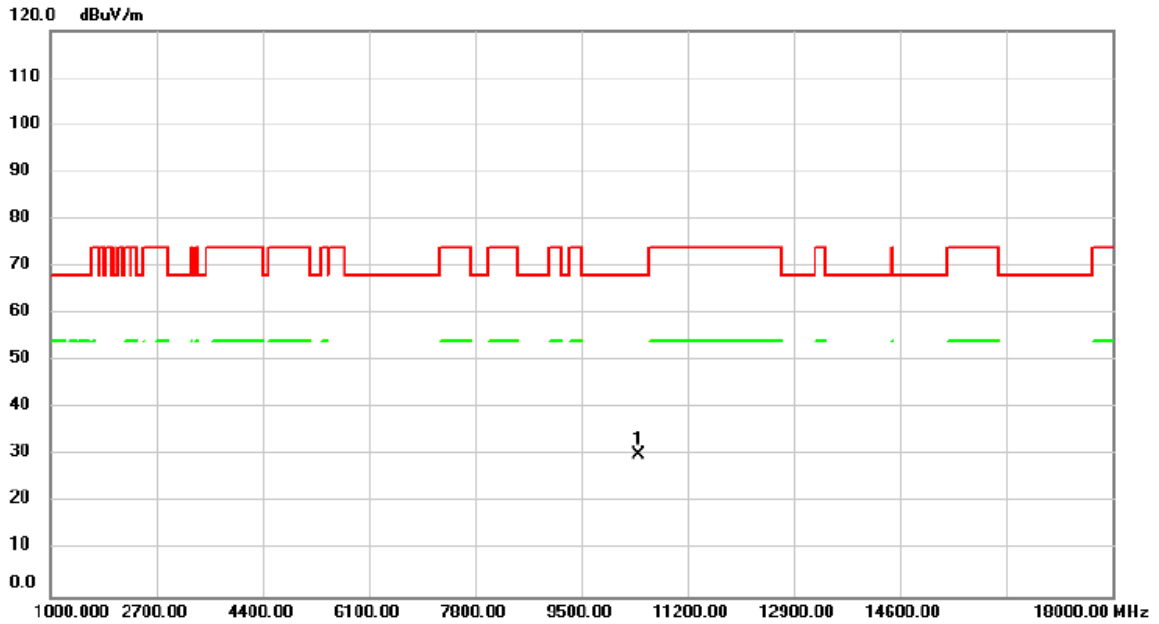


No.	Mk.	Freq. MHz	Reading Level dBuV	Correct Factor dB	Measure- ment dBuV/m	Limit dBuV/m	Margin dB	Detector	Antenna Height cm	Table Degree degree	Comment
1		11591.00	45.85	0.84	46.69	74.00	-27.31	peak			
2	*	11591.00	35.07	0.84	35.91	54.00	-18.09	AVG			

**REMARKS:**

- (1) Measurement Value = Reading Level + Correct Factor.
- (2) Margin Level = Measurement Value - Limit Value.

Test Mode	IEEE 802.11ac (VHT80)	Test Date	2024/8/20
Test Frequency	CH42: 5210 MHz	Polarization	Vertical

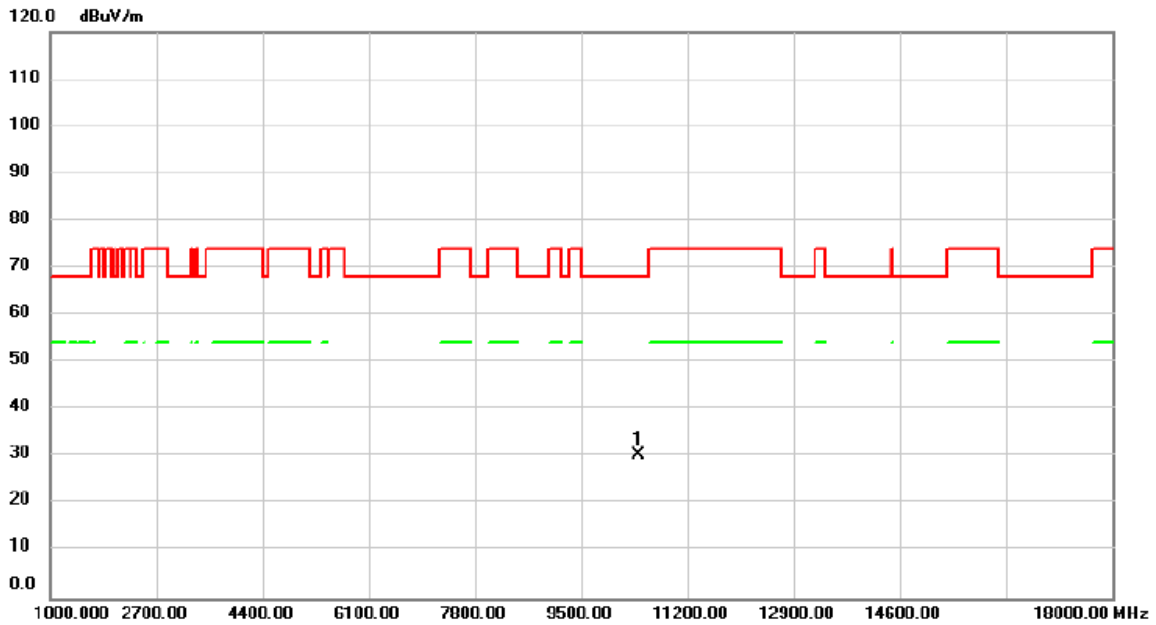


No.	Mk.	Freq.	Reading Level	Correct Factor	Measurement	Limit	Margin	Antenna Height	Table Degree	
		MHz	dBuV	dB	dBuV/m	dBuV/m	dB	Detector	cm	degree
1	*	10420.00	30.77	-0.54	30.23	68.20	-37.97	peak		

**REMARKS:**

- (1) Measurement Value = Reading Level + Correct Factor.
- (2) Margin Level = Measurement Value - Limit Value.

Test Mode	IEEE 802.11ac (VHT80)	Test Date	2024/8/20
Test Frequency	CH42: 5210 MHz	Polarization	Horizontal

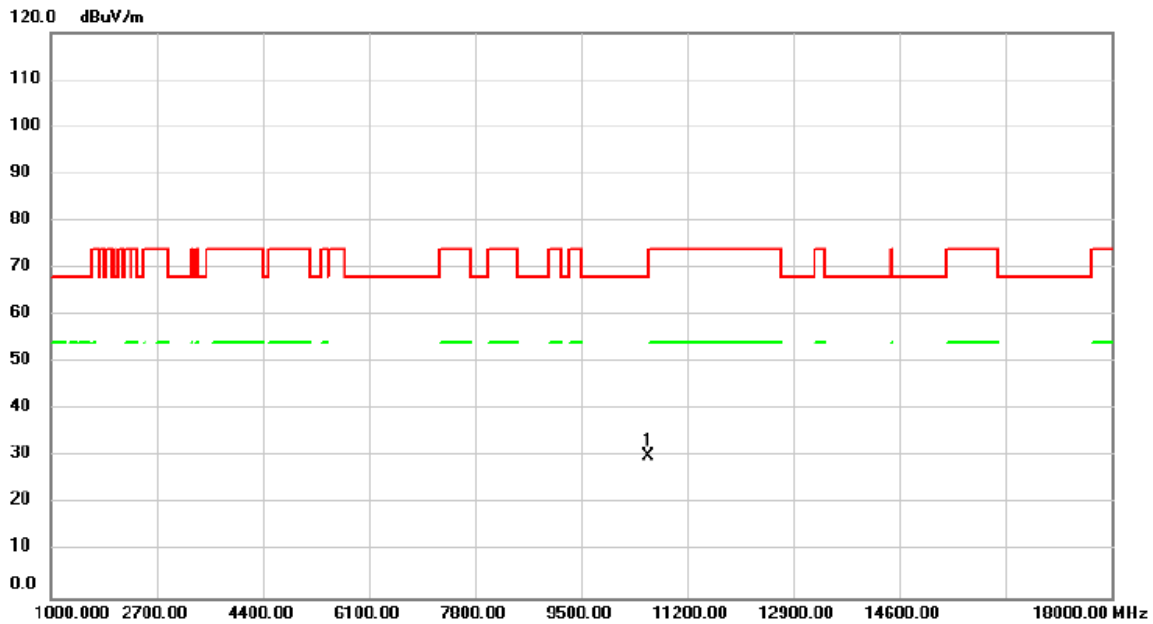


No.	Mk.	Freq.	Reading Level	Correct Factor	Measurement	Limit	Margin	Antenna Height	Table Degree		
		MHz	dBuV	dB	dBuV/m	dBuV/m	dB	Detector	cm	degree	Comment
1	*	10420.00	31.05	-0.54	30.51	68.20	-37.69	peak			

**REMARKS:**

- (1) Measurement Value = Reading Level + Correct Factor.
- (2) Margin Level = Measurement Value - Limit Value.

Test Mode	IEEE 802.11ac (VHT80)	Test Date	2024/8/20
Test Frequency	CH58: 5290 MHz	Polarization	Vertical

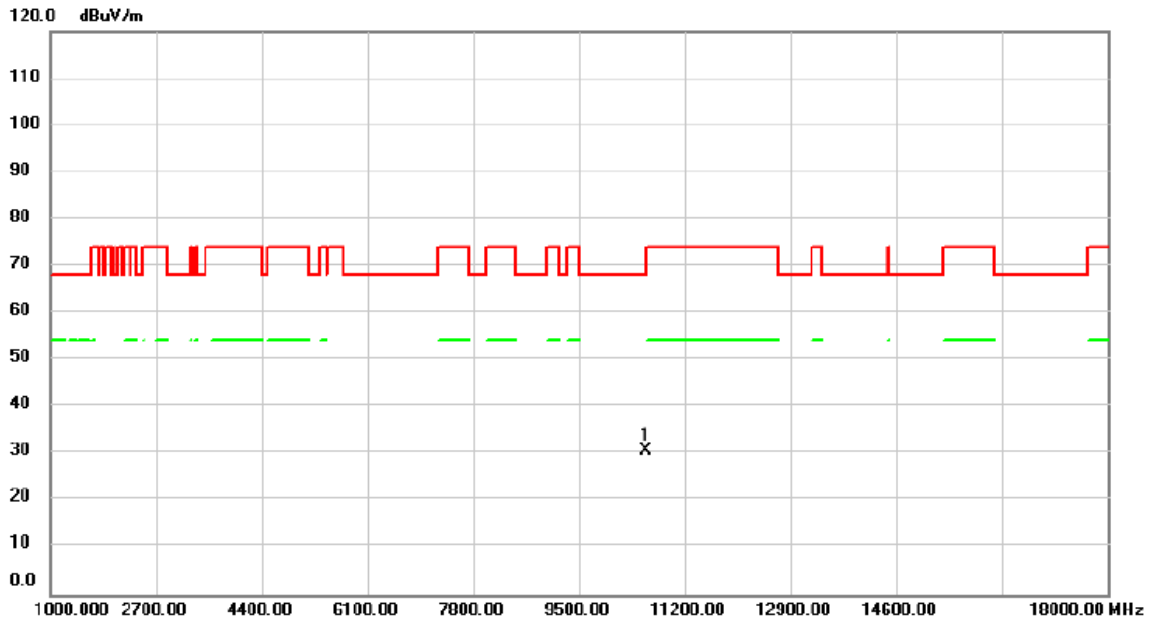


No.	Mk.	Freq.	Reading Level	Correct Factor	Measurement	Limit	Margin	Antenna Height	Table Degree	
		MHz	dBuV	dB	dBuV/m	dBuV/m	dB	Detector	cm	degree
1	*	10580.00	30.65	-0.42	30.23	68.20	-37.97	peak		

**REMARKS:**

- (1) Measurement Value = Reading Level + Correct Factor.
- (2) Margin Level = Measurement Value - Limit Value.

Test Mode	IEEE 802.11ac (VHT80)	Test Date	2024/8/20
Test Frequency	CH58: 5290 MHz	Polarization	Horizontal

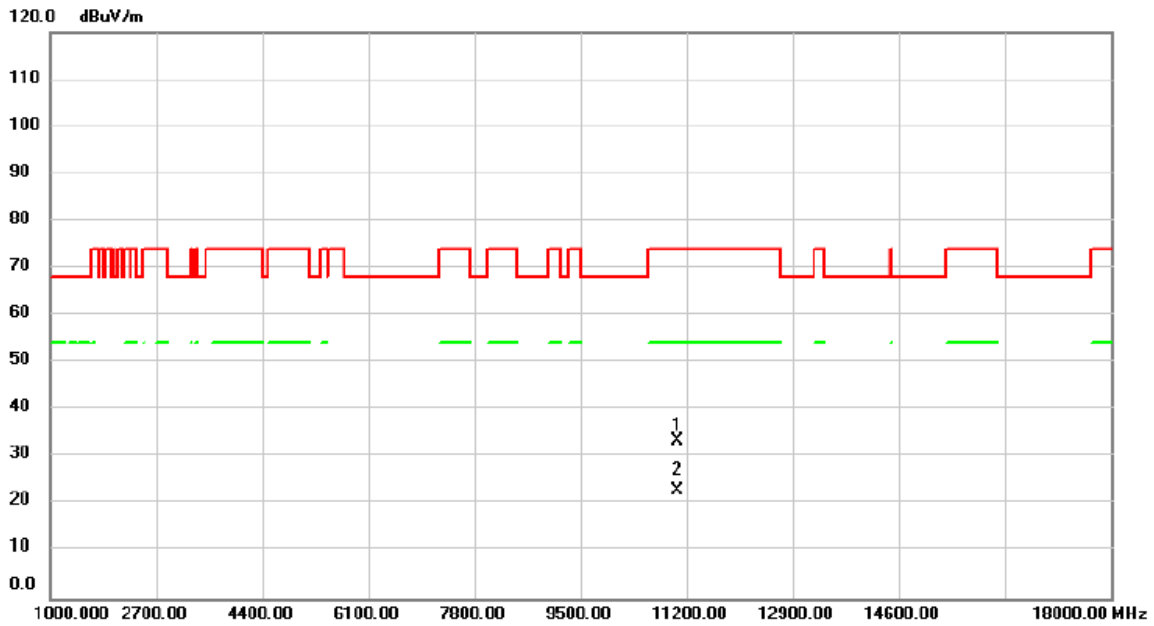


No.	Mk.	Freq.	Reading Level	Correct Factor	Measurement	Limit	Margin	Antenna Height	Table Degree	
		MHz	dBuV	dB	dBuV/m	dBuV/m	dB	cm	degree	Comment
1	*	10580.00	31.29	-0.42	30.87	68.20	-37.33			peak

**REMARKS:**

- (1) Measurement Value = Reading Level + Correct Factor.
- (2) Margin Level = Measurement Value - Limit Value.

Test Mode	IEEE 802.11ac (VHT80)	Test Date	2024/8/20
Test Frequency	CH106: 5530 MHz	Polarization	Vertical

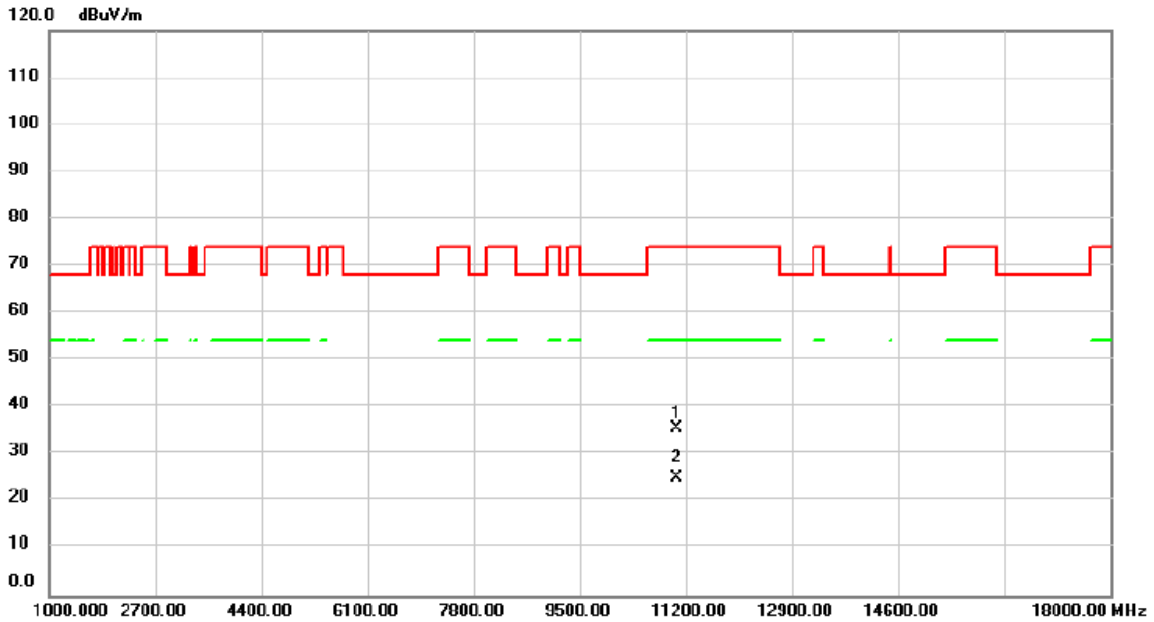


No.	Mk.	Freq.	Reading Level	Correct Factor	Measurement	Limit	Margin	Antenna Height	Table Degree	
		MHz	dBuV	dB	dBuV/m	dBuV/m	dB	cm	degree	Comment
1		11060.00	33.59	-0.13	33.46	74.00	-40.54			peak
2	*	11060.00	23.05	-0.13	22.92	54.00	-31.08			AVG

**REMARKS:**

- (1) Measurement Value = Reading Level + Correct Factor.
- (2) Margin Level = Measurement Value - Limit Value.

Test Mode	IEEE 802.11ac (VHT80)	Test Date	2024/8/20
Test Frequency	CH106: 5530 MHz	Polarization	Horizontal



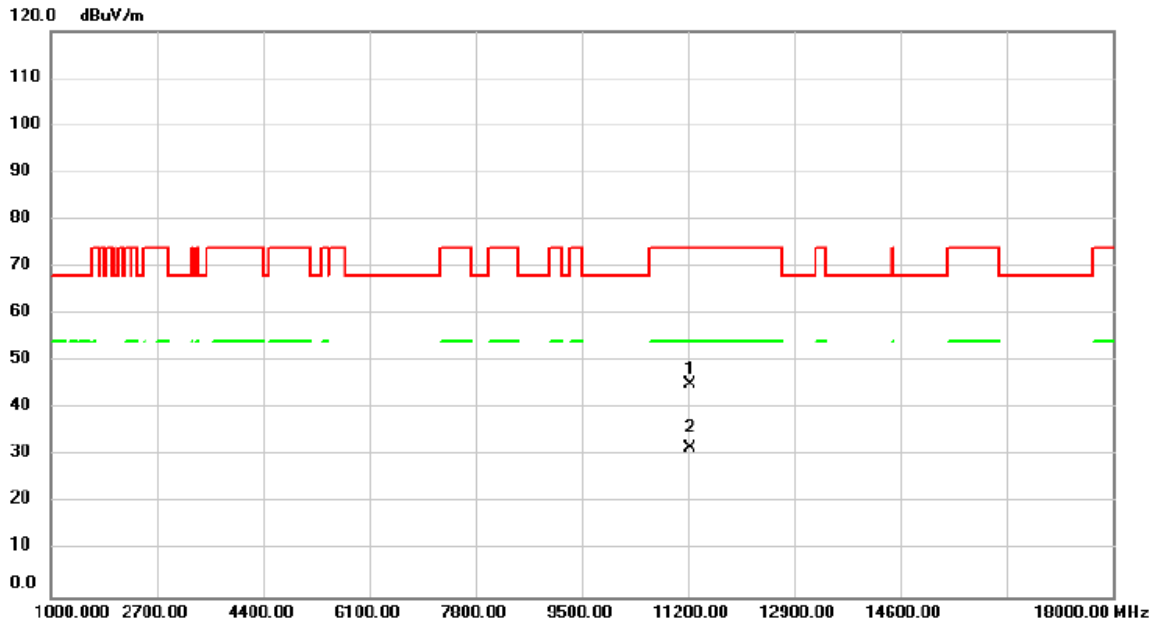
No.	Mk.	Freq.	Reading Level	Correct Factor	Measurement	Limit	Margin	Antenna Height	Table Degree	Comment
		MHz	dBuV	dB	dBuV/m	dBuV/m	dB	cm	degree	
1		11060.00	35.82	-0.13	35.69	74.00	-38.31	peak		
2	*	11060.00	25.04	-0.13	24.91	54.00	-29.09	AVG		

**REMARKS:**

- (1) Measurement Value = Reading Level + Correct Factor.
- (2) Margin Level = Measurement Value - Limit Value.



Test Mode	IEEE 802.11ac (VHT80)	Test Date	2024/8/20
Test Frequency	CH122: 5610 MHz	Polarization	Vertical

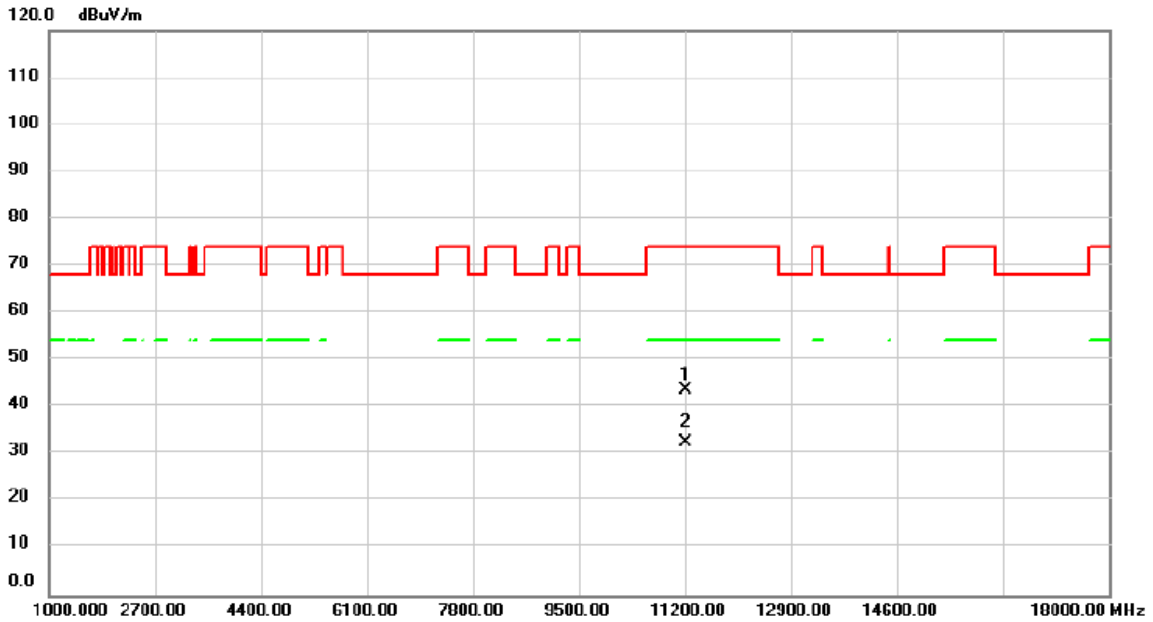


No.	Mk.	Freq.	Reading Level	Correct Factor	Measurement	Limit	Margin	Antenna Height	Table Degree	
		MHz	dBuV	dB	dBuV/m	dBuV/m	dB	cm	degree	Comment
1		11234.00	44.84	0.25	45.09	74.00	-28.91			peak
2	*	11234.00	31.55	0.25	31.80	54.00	-22.20			AVG

**REMARKS:**

- (1) Measurement Value = Reading Level + Correct Factor.
- (2) Margin Level = Measurement Value - Limit Value.

Test Mode	IEEE 802.11ac (VHT80)	Test Date	2024/8/20
Test Frequency	CH122: 5610 MHz	Polarization	Horizontal

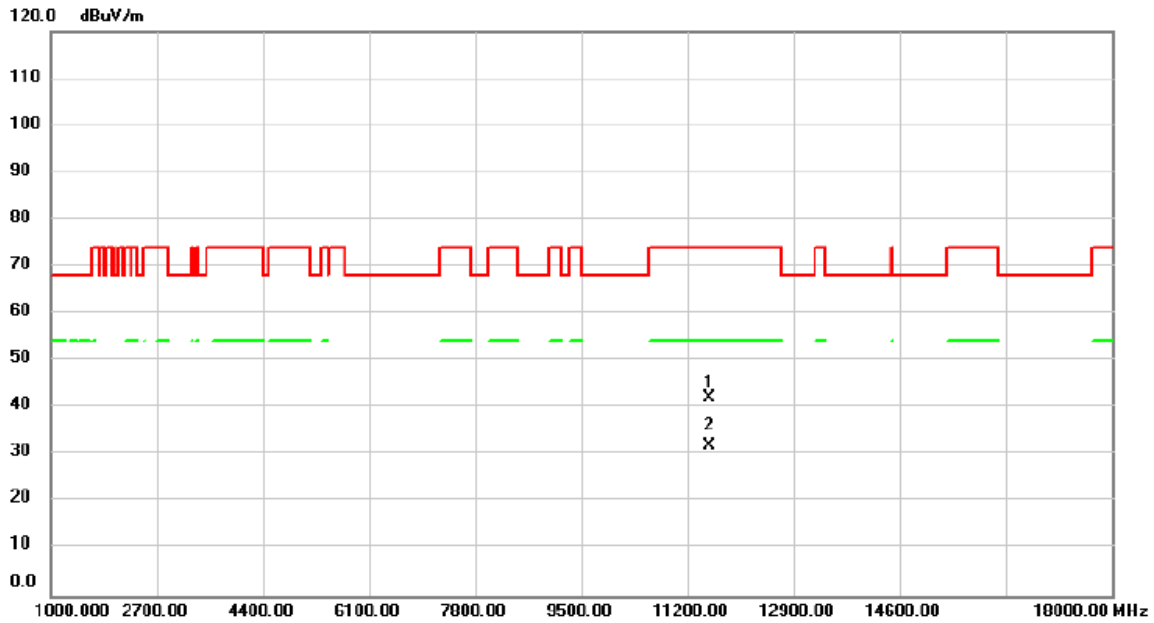


No.	Mk.	Freq.	Reading Level	Correct Factor	Measurement	Limit	Margin	Antenna Height	Table Degree	
		MHz	dBuV	dB	dBuV/m	dBuV/m	dB	cm	degree	Comment
1		11217.00	43.43	0.21	43.64	74.00	-30.36			peak
2	*	11217.00	32.36	0.21	32.57	54.00	-21.43			AVG

**REMARKS:**

- (1) Measurement Value = Reading Level + Correct Factor.
- (2) Margin Level = Measurement Value - Limit Value.

Test Mode	IEEE 802.11ac (VHT80)	Test Date	2024/8/20
Test Frequency	CH155: 5775 MHz	Polarization	Vertical

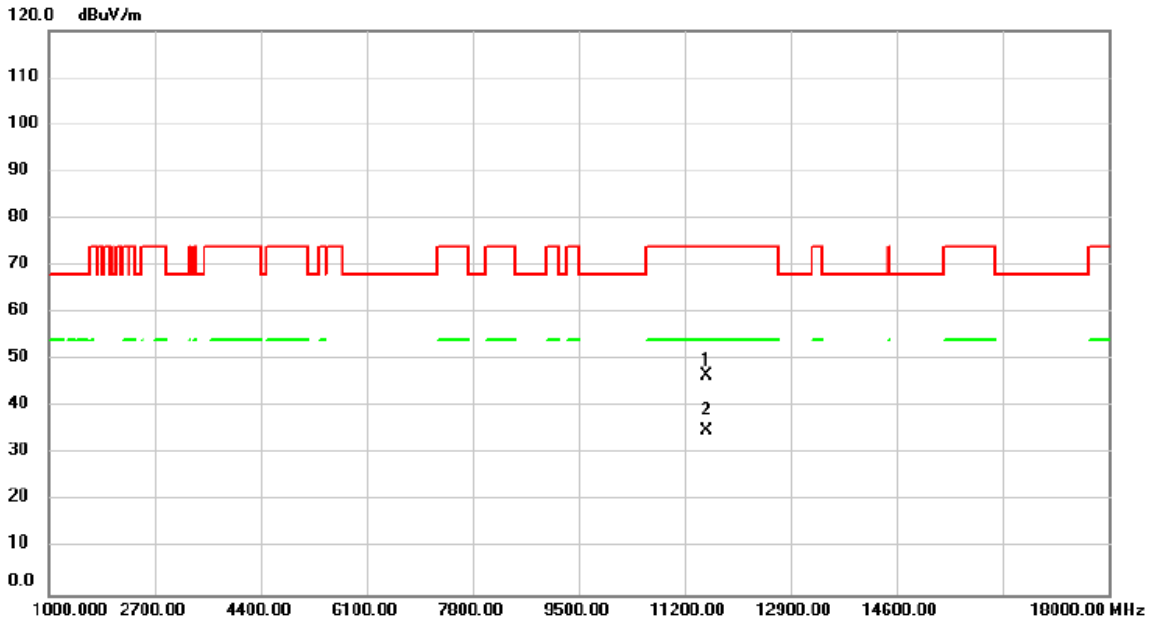


No.	Mk.	Freq.	Reading Level	Correct Factor	Measurement	Limit	Margin	Antenna Height	Table Degree	Comment
		MHz	dBuV	dB	dBuV/m	dBuV/m	dB	cm	degree	
1		11557.00	41.33	0.83	42.16	74.00	-31.84			peak
2	*	11557.00	31.21	0.83	32.04	54.00	-21.96			AVG

**REMARKS:**

- (1) Measurement Value = Reading Level + Correct Factor.
- (2) Margin Level = Measurement Value - Limit Value.

Test Mode	IEEE 802.11ac (VHT80)	Test Date	2024/8/20
Test Frequency	CH155: 5775 MHz	Polarization	Horizontal



No.	Mk.	Freq. MHz	Reading Level dBuV	Correct Factor dB	Measure- ment dBuV/m	Limit dBuV/m	Margin dB	Antenna Height cm	Table Degree degree	Comment
1		11557.00	45.88	0.83	46.71	74.00	-27.29			peak
2	*	11557.00	33.99	0.83	34.82	54.00	-19.18			AVG

**REMARKS:**

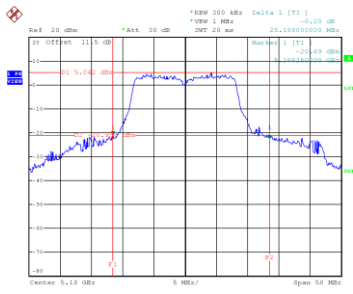
- (1) Measurement Value = Reading Level + Correct Factor.
- (2) Margin Level = Measurement Value - Limit Value.

## APPENDIX D BANDWIDTH

Test Mode	UNII-1_TX IEEE 802.11a_Ant.1
-----------	------------------------------

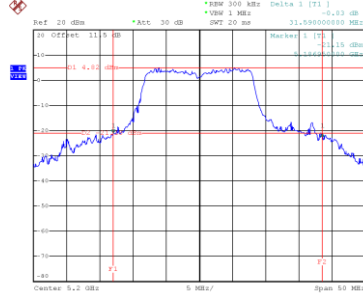
Channel	Frequency (MHz)	26 dB Bandwidth (MHz)	99 % Occupied Bandwidth (MHz)
36	5180	25.188	17.300
40	5200	31.590	17.800
48	5240	30.890	18.300

**CH36**



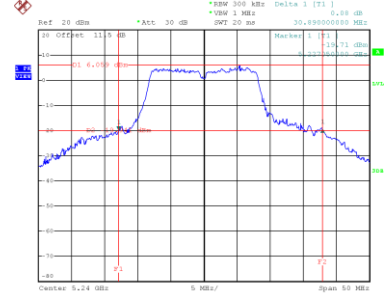
Date: 7.AUG.2024 21:50:52

**CH40**  
26 dB Bandwidth



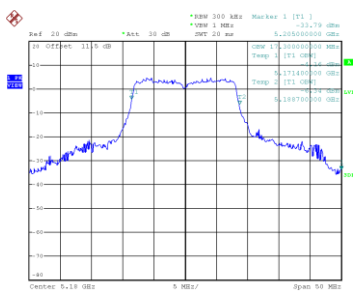
Date: 7.AUG.2024 22:08:24

**CH48**

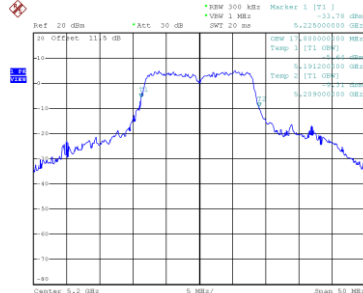


Date: 7.AUG.2024 22:09:31

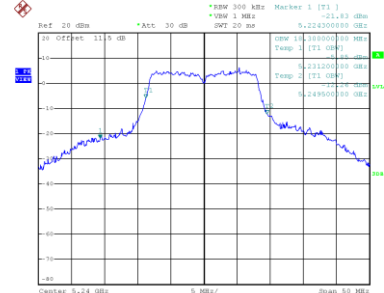
**99 % Occupied Bandwidth**



Date: 7.AUG.2024 21:50:23



Date: 7.AUG.2024 22:07:59

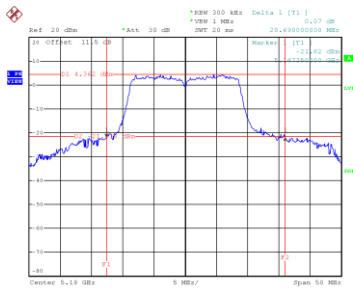


Date: 7.AUG.2024 22:09:09

Test Mode	UNII-1_TX IEEE 802.11n (HT20)_Ant.1
-----------	-------------------------------------

Channel	Frequency (MHz)	26 dB Bandwidth (MHz)	99 % Occupied Bandwidth (MHz)
36	5180	28.690	18.400
40	5200	32.290	18.500
48	5240	37.500	19.300

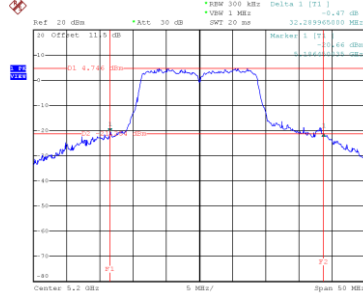
**CH36**



Date: 7.AUG.2024 22:26:10

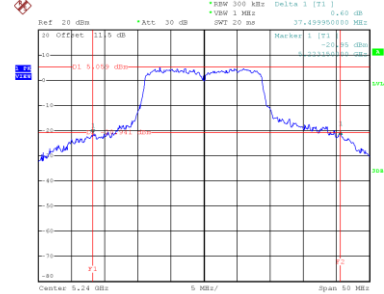
**CH40**

**26 dB Bandwidth**



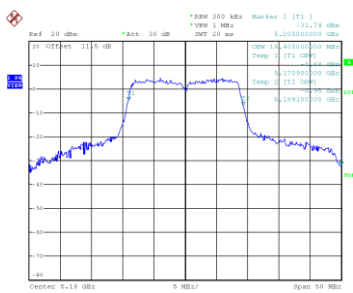
Date: 7.AUG.2024 22:27:19

**CH48**

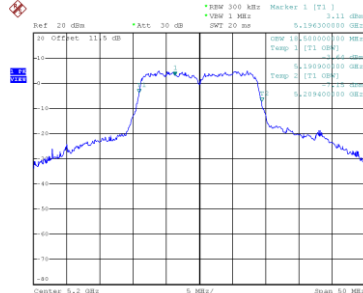


Date: 7.AUG.2024 22:29:24

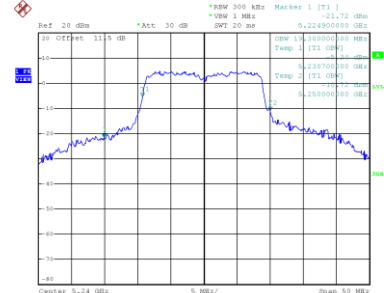
**99 % Occupied Bandwidth**



Date: 7.AUG.2024 22:25:44



Date: 7.AUG.2024 22:26:57

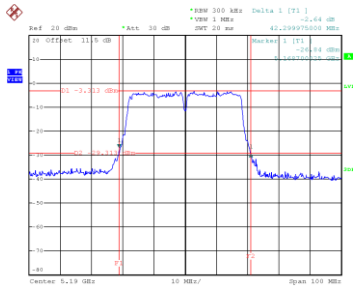


Date: 7.AUG.2024 22:29:08

Test Mode	UNII-1_TX IEEE 802.11n (HT40)_Ant.1
-----------	-------------------------------------

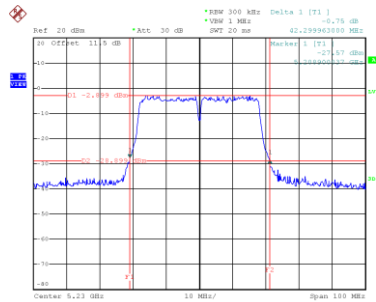
Channel	Frequency (MHz)	26 dB Bandwidth (MHz)	99 % Occupied Bandwidth (MHz)
38	5190	42.300	39.600
46	5230	42.300	40.200

### CH38

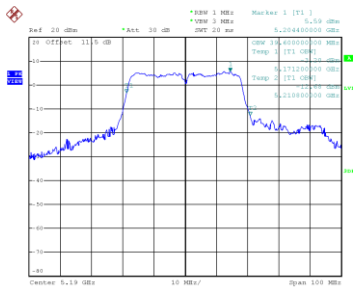


Date: 8.AUG.2024 21:56:50

### CH46 26 dB Bandwidth

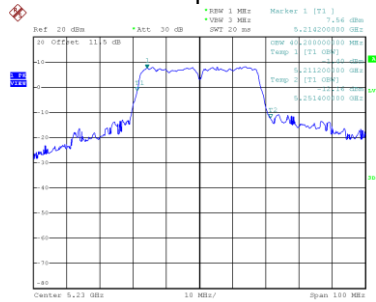


Date: 8.AUG.2024 21:58:49



Date: 8.AUG.2024 19:10:22

### 99 % Occupied Bandwidth



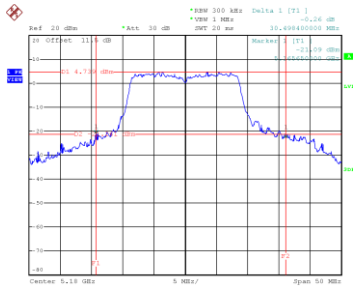
Date: 7.AUG.2024 22:57:40



Test Mode	UNII-1_TX IEEE 802.11ac(VHT20) Mode
-----------	-------------------------------------

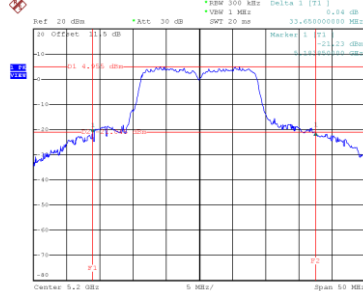
Channel	Frequency (MHz)	26 dB Bandwidth (MHz)	99 % Occupied Bandwidth (MHz)
36	5180	30.498	18.400
40	5200	33.650	18.600
48	5240	41.699	19.000

### CH36

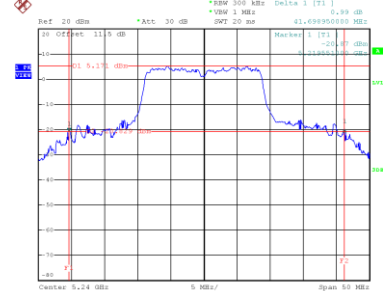


### CH40

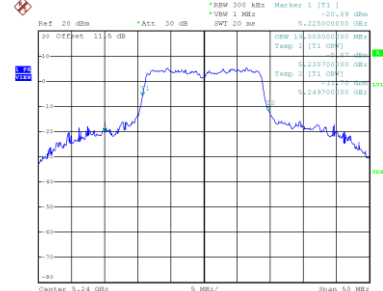
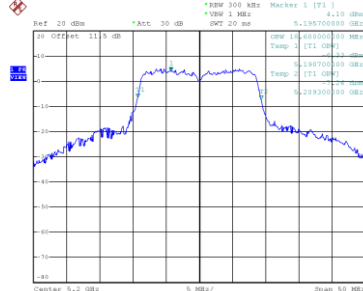
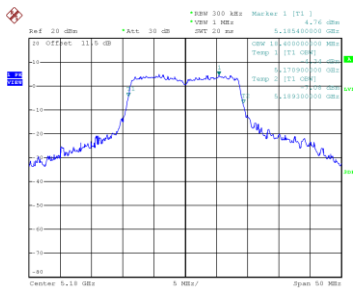
26 dB Bandwidth



### CH48



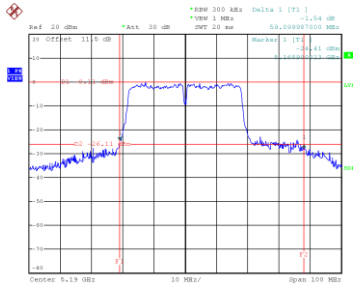
### 99 % Occupied Bandwidth



Test Mode	UNII-1_TX IEEE 802.11ac (VHT40) Mode
-----------	--------------------------------------

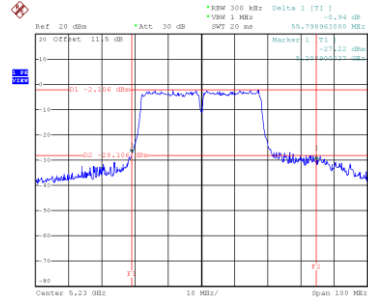
Channel	Frequency (MHz)	26 dB Bandwidth (MHz)	99 % Occupied Bandwidth (MHz)
38	5190	59.100	38.200
46	5230	55.799	37.400

### CH38



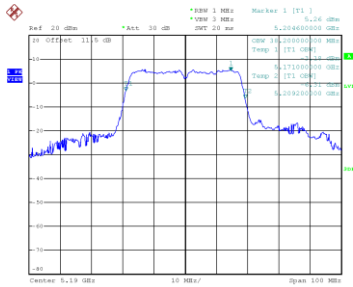
Date: 8.AUG.2024 10:29:38

### CH46 26 dB Bandwidth

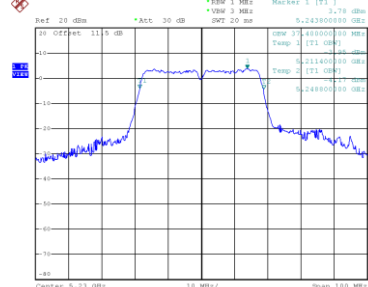


Date: 8.AUG.2024 10:43:40

### 99 % Occupied Bandwidth



Date: 8.AUG.2024 10:29:12

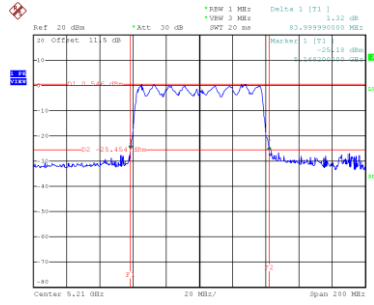


Date: 8.AUG.2024 10:43:08

Test Mode	UNII-1_TX IEEE 802.11ac(VHT80) Mode
-----------	-------------------------------------

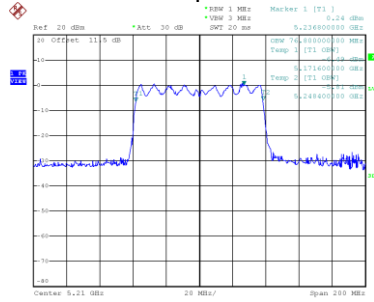
Channel	Frequency (MHz)	26 dB Bandwidth (MHz)	99 % Occupied Bandwidth (MHz)
42	5210	84.000	76.800

### CH42 26 dB Bandwidth



Date: 8.AUG.2024 12:42:18

### 99 % Occupied Bandwidth

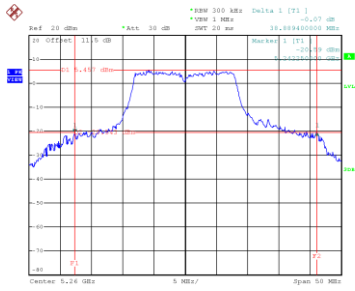


Date: 8.AUG.2024 12:41:44

Test Mode	UNII-2A_TX IEEE 802.11a Mode
-----------	------------------------------

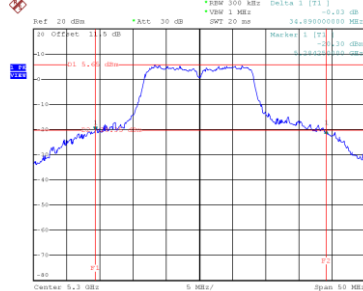
Channel	Frequency (MHz)	26 dB Bandwidth (MHz)	99 % Occupied Bandwidth (MHz)
52	5260	38.889	18.600
60	5300	34.890	18.500
64	5320	36.789	18.400

### CH52



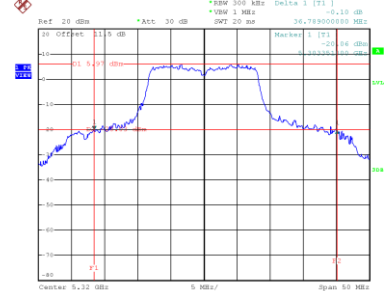
Date: 7.AUG.2024 22:10:50

### CH60 26 dB Bandwidth



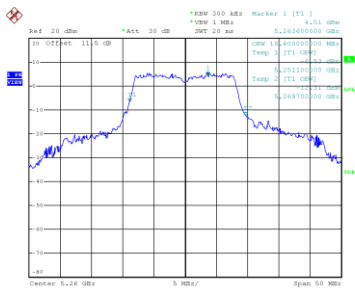
Date: 7.AUG.2024 22:11:55

### CH64

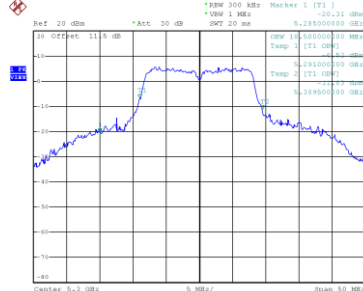


Date: 7.AUG.2024 22:13:11

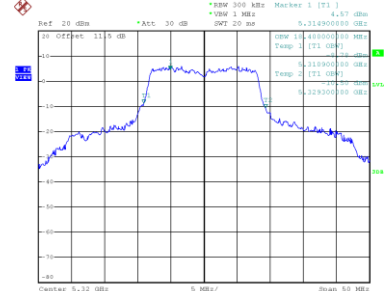
### 99 % Occupied Bandwidth



Date: 7.AUG.2024 22:10:55



Date: 7.AUG.2024 22:11:36

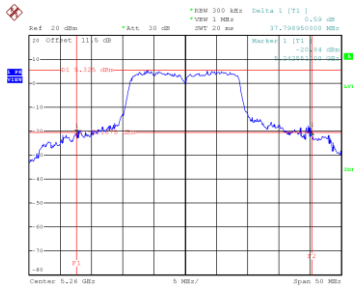


Date: 7.AUG.2024 22:12:48

Test Mode	UNII-2A_TX IEEE 802.11n(HT20) Mode
-----------	------------------------------------

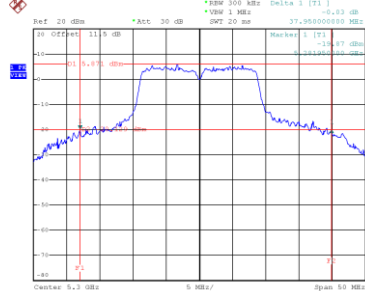
Channel	Frequency (MHz)	26 dB Bandwidth (MHz)	99 % Occupied Bandwidth (MHz)
52	5260	37.799	19.100
60	5300	37.950	19.100
64	5320	37.207	19.300

**CH52**



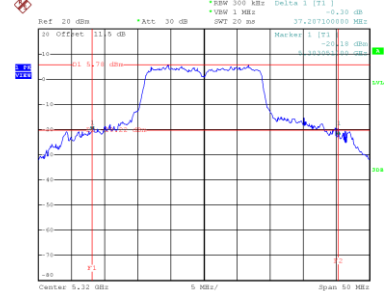
Date: 7.AUG.2024 22:30:20

**CH60**  
26 dB Bandwidth



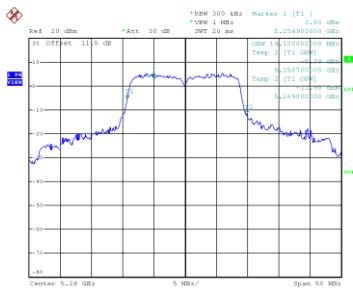
Date: 7.AUG.2024 22:31:34

**CH64**

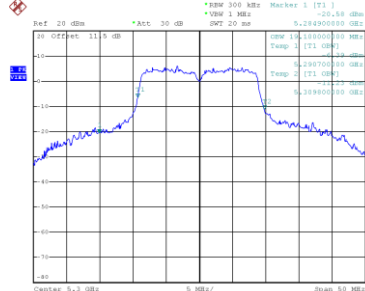


Date: 7.AUG.2024 22:32:46

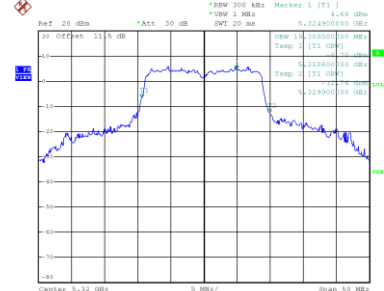
**99 % Occupied Bandwidth**



Date: 7.AUG.2024 22:30:04



Date: 7.AUG.2024 22:31:18

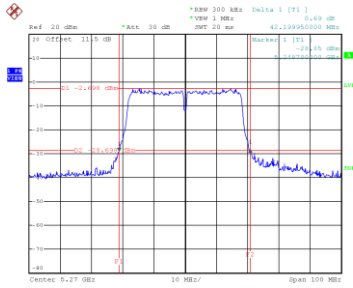


Date: 7.AUG.2024 22:32:18

Test Mode	UNII-2A_TX IEEE 802.11n (HT40) Mode
-----------	-------------------------------------

Channel	Frequency (MHz)	26 dB Bandwidth (MHz)	99 % Occupied Bandwidth (MHz)
54	5270	42.200	41.600
62	5310	42.700	42.600

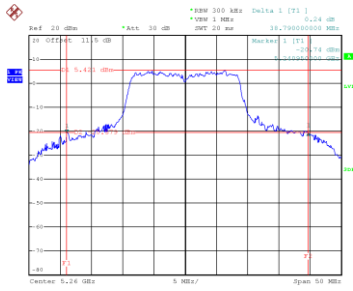
### CH54



Test Mode	UNII-2A_TX IEEE 802.11ac(VHT20) Mode
-----------	--------------------------------------

Channel	Frequency (MHz)	26 dB Bandwidth (MHz)	99 % Occupied Bandwidth (MHz)
52	5260	38.790	19.000
60	5300	36.398	18.800
64	5320	36.190	19.000

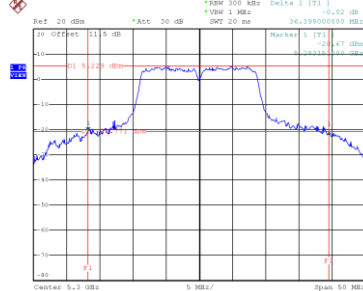
### CH52



Date: 7.AUG.2024 23:27:41

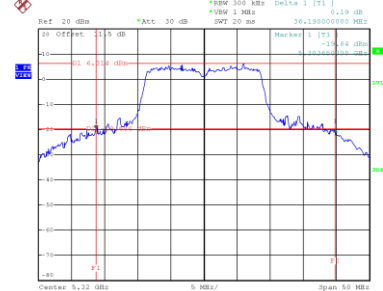
### CH60

26 dB Bandwidth



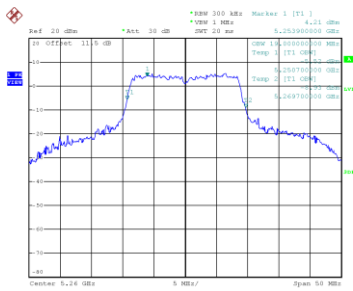
Date: 7.AUG.2024 23:28:46

### CH64

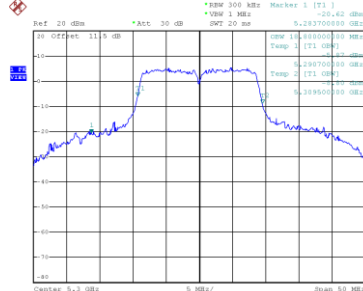


Date: 7.AUG.2024 23:31:38

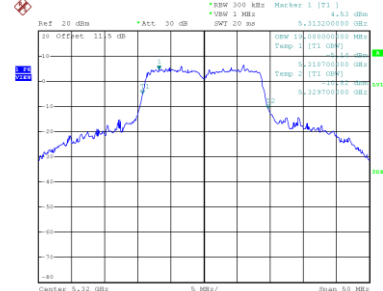
### 99 % Occupied Bandwidth



Date: 7.AUG.2024 23:27:24



Date: 7.AUG.2024 23:28:24

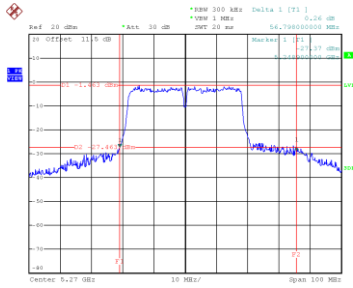


Date: 7.AUG.2024 23:31:18

Test Mode	UNII-2A_TX IEEE 802.11ac(VHT40) Mode
-----------	--------------------------------------

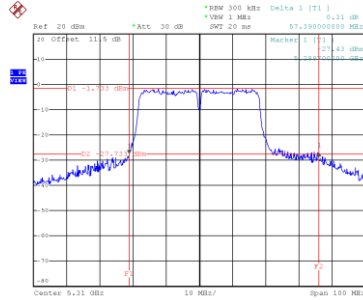
Channel	Frequency (MHz)	26 dB Bandwidth (MHz)	99 % Occupied Bandwidth (MHz)
54	5270	56.798	37.800
62	5310	57.390	38.000

### CH54



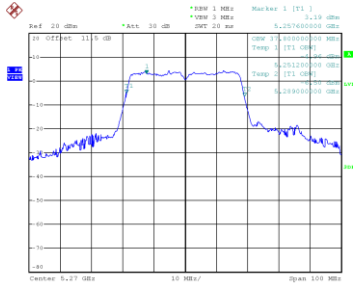
Date: 8.AUG.2024 18:46:07

### CH62 26 dB Bandwidth

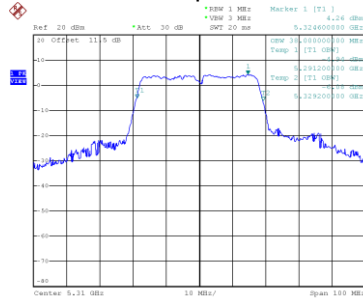


Date: 8.AUG.2024 18:50:53

### 99 % Occupied Bandwidth



Date: 8.AUG.2024 18:45:34



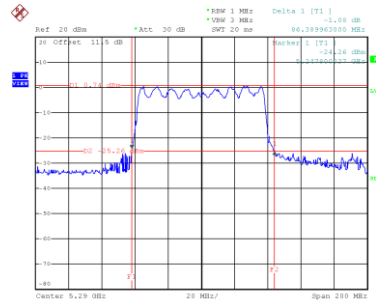
Date: 8.AUG.2024 18:50:21



Test Mode	UNII-2A_TX IEEE 802.11ac(VHT80) Mode
-----------	--------------------------------------

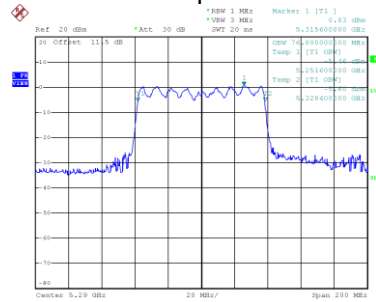
Channel	Frequency (MHz)	26 dB Bandwidth (MHz)	99 % Occupied Bandwidth (MHz)
58	5290	86.390	76.800

### CH58 26 dB Bandwidth



Date: 8.AUG.2024 12:54:45

### 99 % Occupied Bandwidth

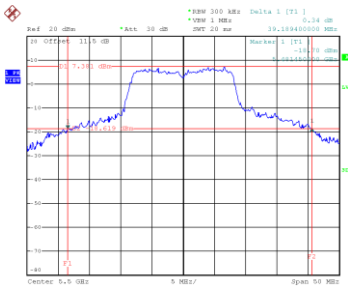


Date: 8.AUG.2024 12:53:56

Test Mode	UNII-2C_TX IEEE 802.11a Mode
-----------	------------------------------

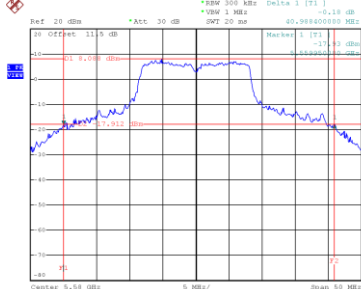
Channel	Frequency (MHz)	26 dB Bandwidth (MHz)	99 % Occupied Bandwidth (MHz)
100	5500	39.189	22.300
116	5580	40.988	22.600
140	5700	39.349	18.200

**CH100**



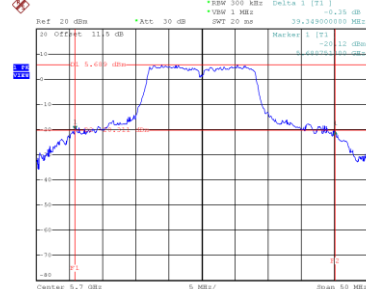
Date: 7.AUG.2024 22:14:10

**CH116**  
26 dB Bandwidth



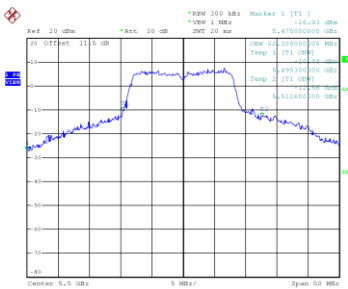
Date: 7.AUG.2024 22:15:03

**CH140**

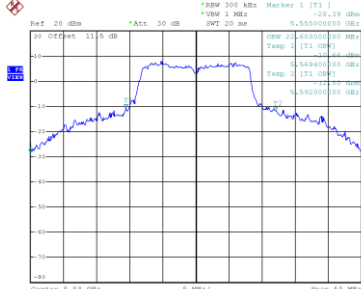


Date: 7.AUG.2024 22:19:33

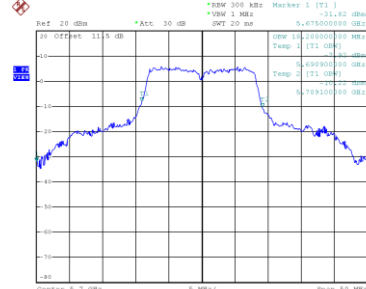
**99 % Occupied Bandwidth**



Date: 7.AUG.2024 22:13:53



Date: 7.AUG.2024 22:14:49

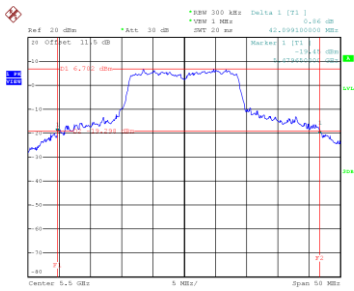


Date: 7.AUG.2024 22:19:17

Test Mode	UNII-2C_TX IEEE 802.11n(HT20) Mode
-----------	------------------------------------

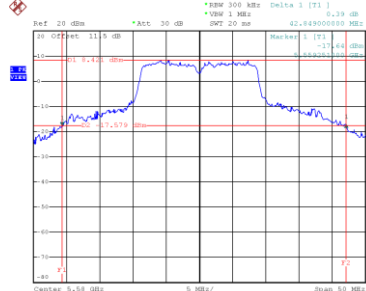
Channel	Frequency (MHz)	26 dB Bandwidth (MHz)	99 % Occupied Bandwidth (MHz)
100	5500	42.099	23.300
116	5580	42.849	26.400
140	5700	38.750	19.500

**CH100**



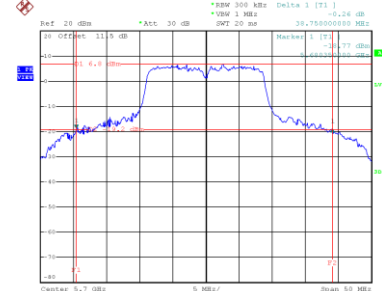
Date: 7.AUG.2024 22:33:45

**CH116**  
26 dB Bandwidth



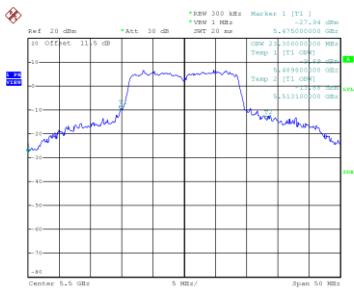
Date: 7.AUG.2024 22:38:10

**CH140**

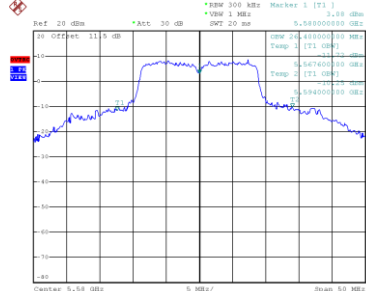


Date: 7.AUG.2024 22:39:45

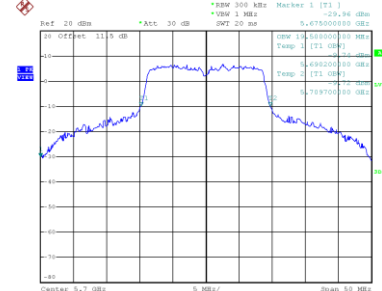
**99 % Occupied Bandwidth**



Date: 7.AUG.2024 22:33:33



Date: 7.AUG.2024 22:37:55

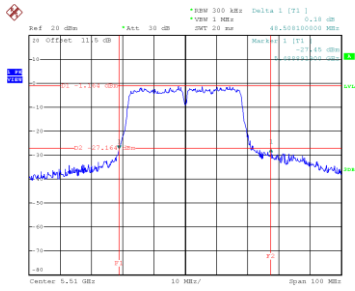


Date: 7.AUG.2024 22:39:30

Test Mode	UNII-2C_TX IEEE 802.11n(HT40) Mode
-----------	------------------------------------

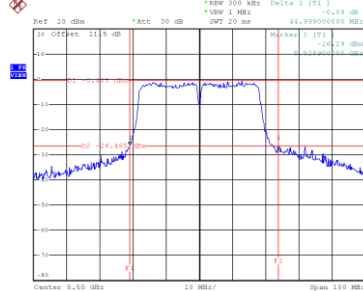
Channel	Frequency (MHz)	26 dB Bandwidth (MHz)	99 % Occupied Bandwidth (MHz)
102	5510	48.508	51.000
110	5550	44.999	48.800
134	5670	42.700	41.800

**CH102**



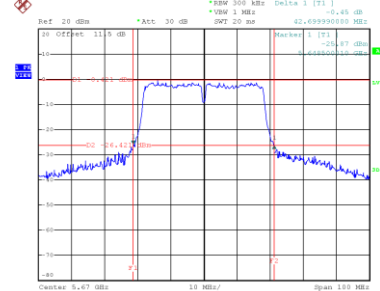
Date: 8.AUG.2024 22:02:17

**CH110**  
26 dB Bandwidth



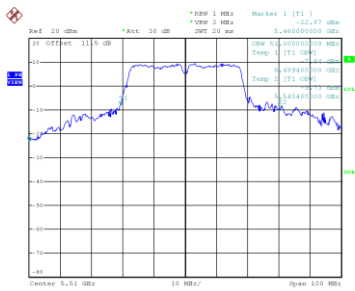
Date: 8.AUG.2024 22:03:43

**CH134**

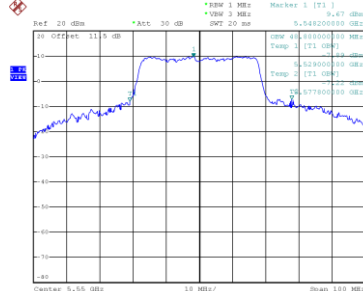


Date: 8.AUG.2024 22:05:01

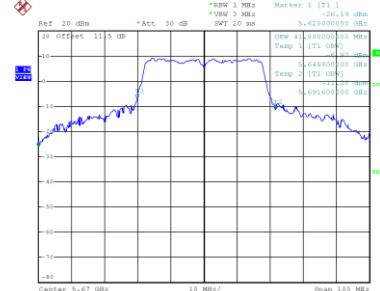
**99 % Occupied Bandwidth**



Date: 7.AUG.2024 23:02:09



Date: 7.AUG.2024 23:03:20

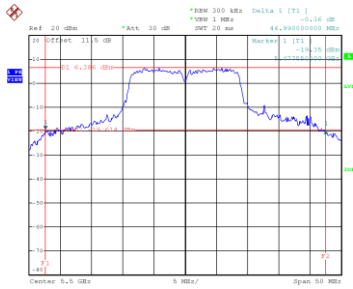


Date: 7.AUG.2024 23:06:33

Test Mode	UNII-2C_TX IEEE 802.11ac(VHT20) Mode
-----------	--------------------------------------

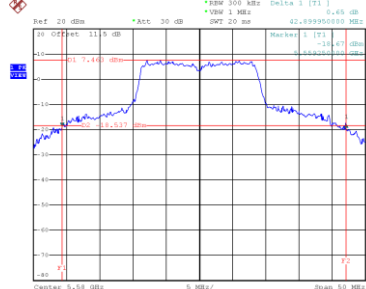
Channel	Frequency (MHz)	26 dB Bandwidth (MHz)	99 % Occupied Bandwidth (MHz)
100	5500	44.990	23.600
116	5580	42.900	23.900
140	5700	39.490	19.300

**CH100**



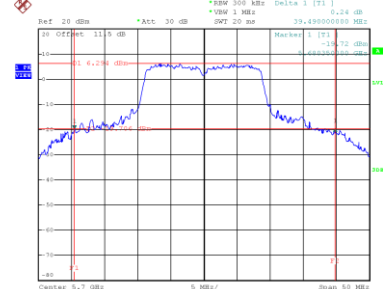
Date: 7.AUG.2024 23:32:58

**CH116**  
26 dB Bandwidth



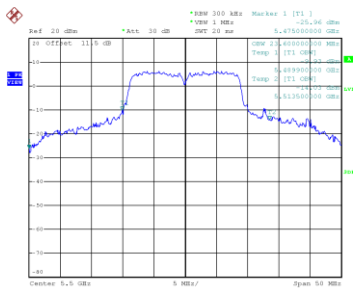
Date: 7.AUG.2024 23:34:29

**CH140**

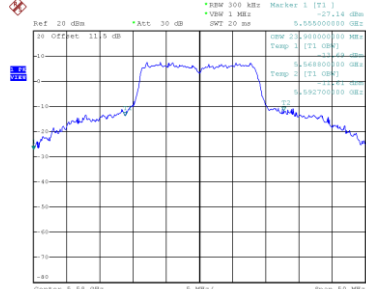


Date: 7.AUG.2024 23:35:43

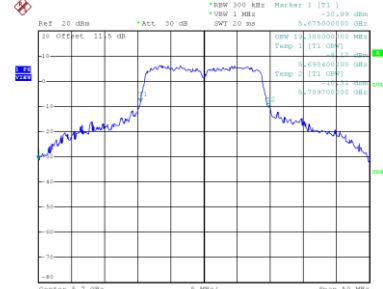
**99 % Occupied Bandwidth**



Date: 7.AUG.2024 23:32:46



Date: 7.AUG.2024 23:34:14

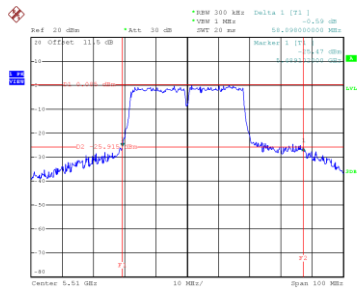


Date: 7.AUG.2024 23:35:27

Test Mode	UNII-2C_TX IEEE 802.11ac(VHT40) Mode
-----------	--------------------------------------

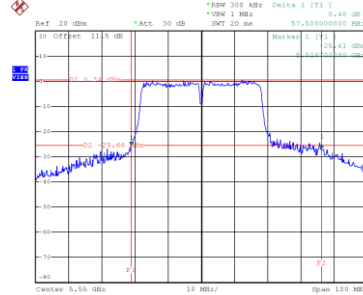
Channel	Frequency (MHz)	26 dB Bandwidth (MHz)	99 % Occupied Bandwidth (MHz)
102	5510	58.098	38.000
110	5550	57.500	37.600
134	5670	55.398	37.600

### CH102



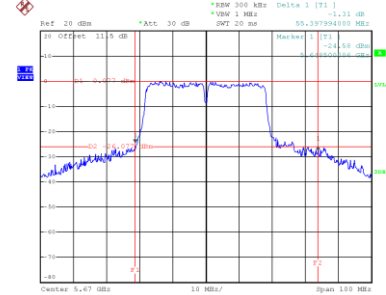
Date: 8.AUG.2024 18:52:32

### CH110 26 dB Bandwidth



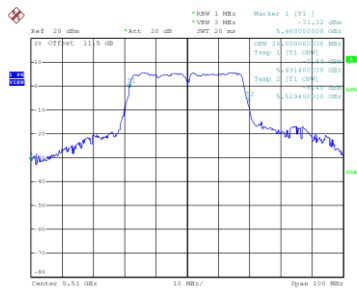
Date: 8.AUG.2024 18:55:00

### CH134

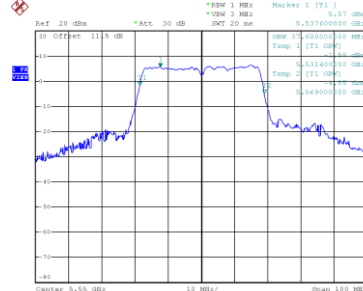


Date: 8.AUG.2024 18:58:11

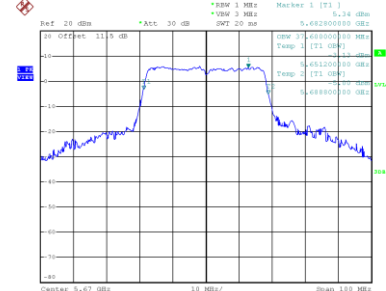
### 99 % Occupied Bandwidth



Date: 8.AUG.2024 18:52:03



Date: 8.AUG.2024 18:54:32

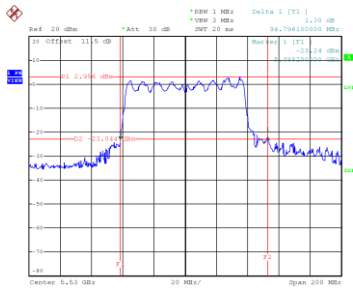


Date: 8.AUG.2024 18:57:13

Test Mode	UNII-2C_TX IEEE 802.11ac(VHT80) Mode
-----------	--------------------------------------

Channel	Frequency (MHz)	26 dB Bandwidth (MHz)	99 % Occupied Bandwidth (MHz)
106	5530	94.796	77.200
122	5610	92.392	76.800

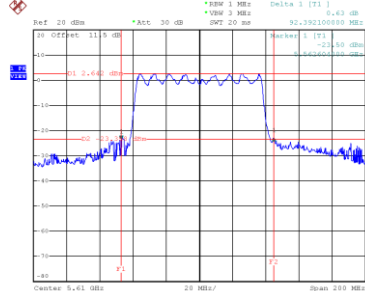
**CH106**



Date: 8.AUG.2024 13:02:20

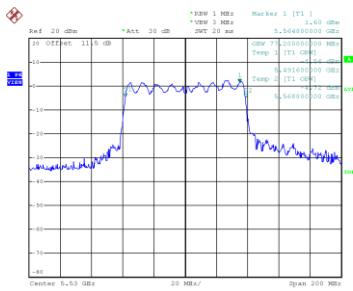
**CH122**

**26 dB Bandwidth**

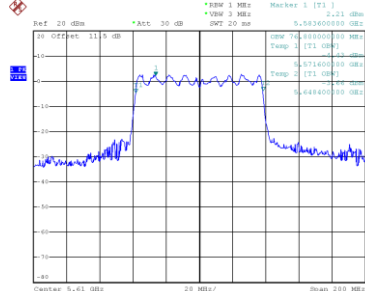


Date: 8.AUG.2024 13:06:01

**99 % Occupied Bandwidth**



Date: 8.AUG.2024 13:01:47

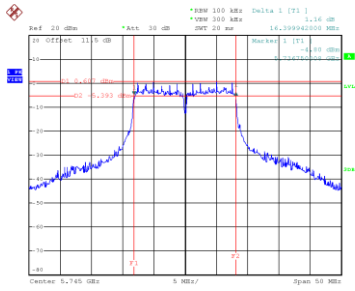


Date: 8.AUG.2024 13:05:24

Test Mode	UNII-3_TX IEEE 802.11a Mode
-----------	-----------------------------

Channel	Frequency (MHz)	6 dB Bandwidth (MHz)	99 % Occupied Bandwidth (MHz)	6 dB Bandwidth Min. Limit (MHz)	Result
149	5745	16.400	17.100	0.5	Complies
157	5785	16.350	17.100	0.5	Complies
165	5825	16.350	17.300	0.5	Complies

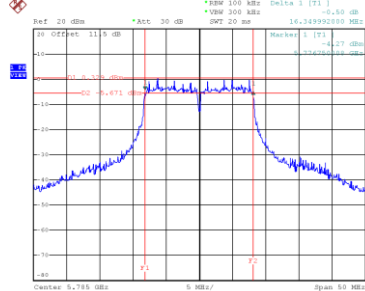
**CH149**



Date: 7.AUG.2024 22:20:52

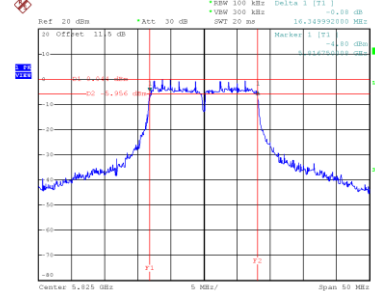
**CH157**

**6 dB Bandwidth**



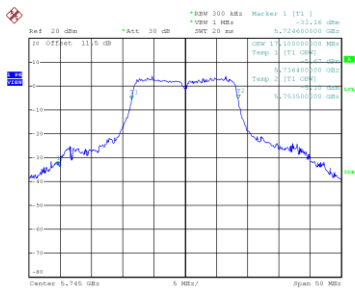
Date: 7.AUG.2024 22:22:02

**CH165**

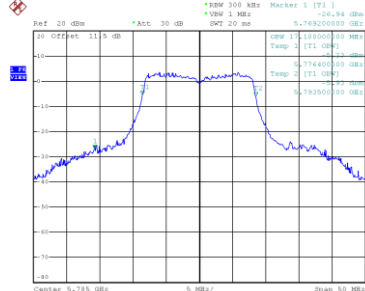


Date: 7.AUG.2024 22:23:12

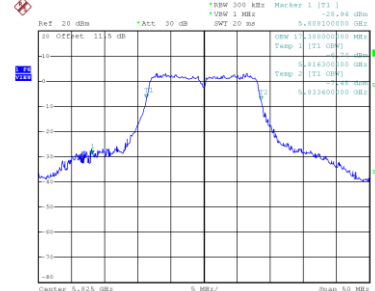
**99 % Occupied Bandwidth**



Date: 7.AUG.2024 22:20:54



Date: 7.AUG.2024 22:21:34



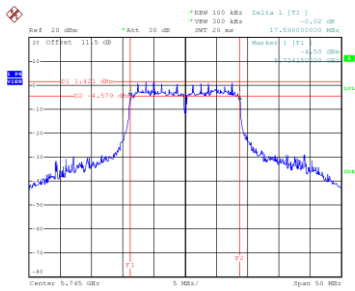
Date: 7.AUG.2024 22:23:44



Test Mode	UNII-3_TX IEEE 802.11n(HT20) Mode
-----------	-----------------------------------

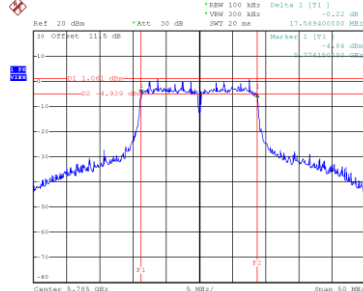
Channel	Frequency (MHz)	6 dB Bandwidth (MHz)	99 % Occupied Bandwidth (MHz)	6 dB Bandwidth Min. Limit (MHz)	Result
149	5745	17.590	18.300	0.5	Complies
157	5785	17.589	18.200	0.5	Complies
165	5825	17.549	18.200	0.5	Complies

**CH149**



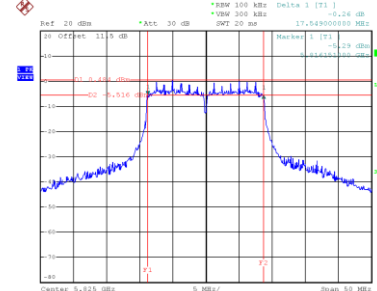
Date: 7.AUG.2024 22:40:56

**CH157**  
6 dB Bandwidth



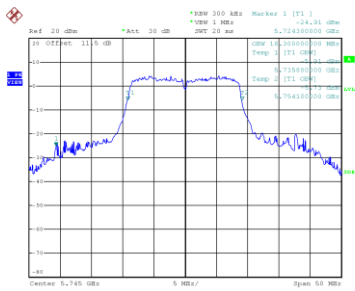
Date: 7.AUG.2024 22:42:22

**CH165**

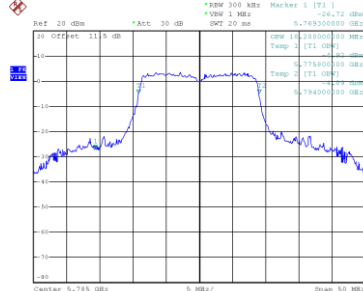


Date: 7.AUG.2024 22:43:34

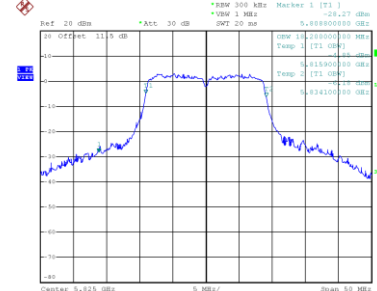
**99 % Occupied Bandwidth**



Date: 7.AUG.2024 22:40:30



Date: 7.AUG.2024 22:41:55

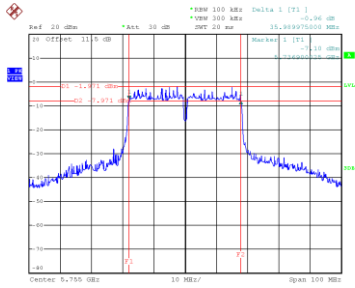


Date: 7.AUG.2024 22:43:08

Test Mode	UNII-3_TX IEEE 802.11n(HT40) Mode
-----------	-----------------------------------

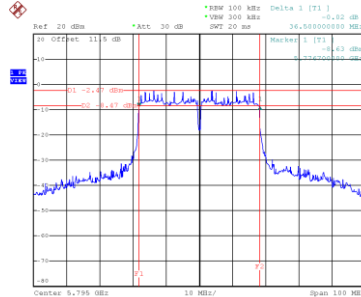
Channel	Frequency (MHz)	6 dB Bandwidth (MHz)	99 % Occupied Bandwidth (MHz)	6 dB Bandwidth Min. Limit (MHz)	Result
151	5755	35.990	37.400	0.5	Complies
159	5795	36.500	37.600	0.5	Complies

**CH151**



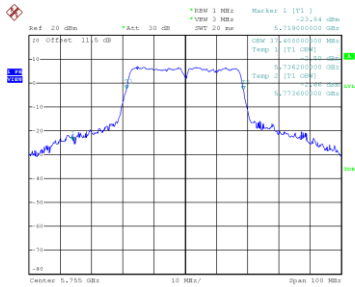
Date: 7.AUG.2024 23:09:30

**CH159**  
6 dB Bandwidth

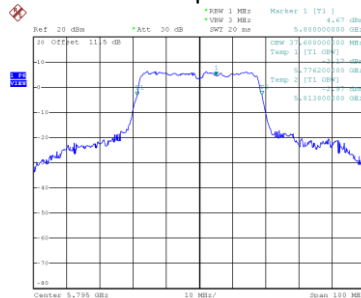


Date: 7.AUG.2024 23:11:20

99 % Occupied Bandwidth



Date: 7.AUG.2024 23:08:51

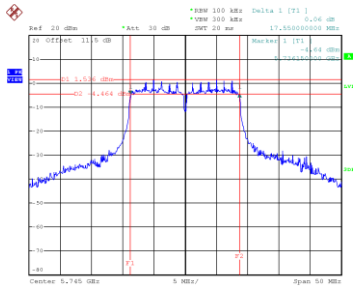


Date: 7.AUG.2024 23:10:42

Test Mode	UNII-3_TX IEEE 802.11ac(VHT20) Mode
-----------	-------------------------------------

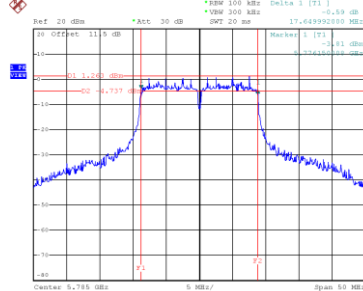
Channel	Frequency (MHz)	6 dB Bandwidth (MHz)	99 % Occupied Bandwidth (MHz)	6 dB Bandwidth Min. Limit (MHz)	Result
149	5745	17.550	18.200	0.5	Complies
157	5785	17.650	18.300	0.5	Complies
165	5825	17.549	18.100	0.5	Complies

**CH149**



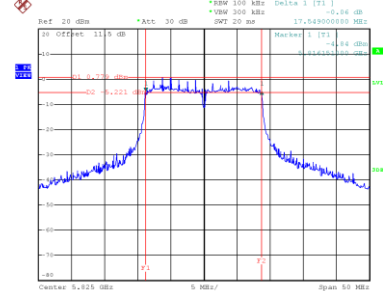
Date: 7.AUG.2024 23:38:45

**CH157**  
6 dB Bandwidth



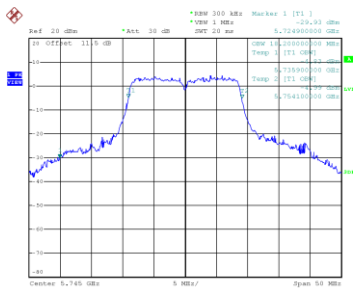
Date: 7.AUG.2024 23:43:10

**CH165**

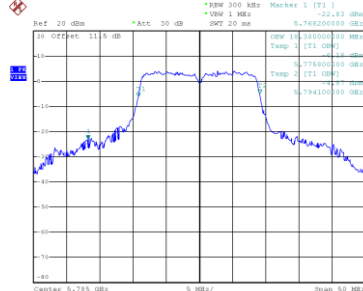


Date: 7.AUG.2024 23:44:25

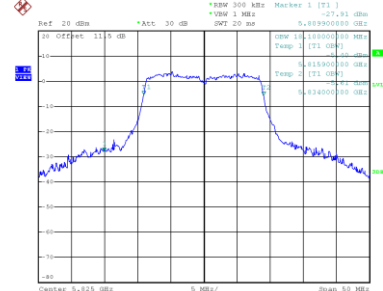
**99 % Occupied Bandwidth**



Date: 7.AUG.2024 23:38:17



Date: 7.AUG.2024 23:42:42

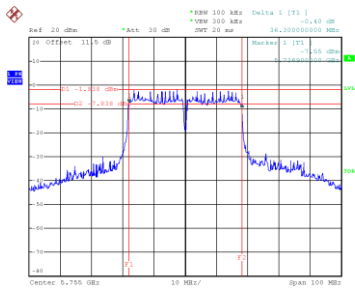


Date: 7.AUG.2024 23:43:57

Test Mode	UNII-3_TX IEEE 802.11ac(VHT40) Mode
-----------	-------------------------------------

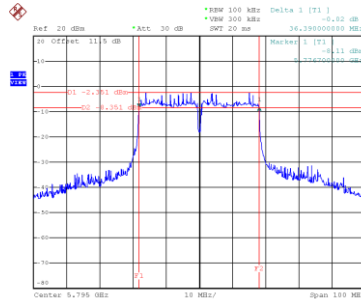
Channel	Frequency (MHz)	6 dB Bandwidth (MHz)	99 % Occupied Bandwidth (MHz)	6 dB Bandwidth Min. Limit (MHz)	Result
151	5755	36.300	37.400	0.5	Complies
159	5795	36.390	37.400	0.5	Complies

### CH151



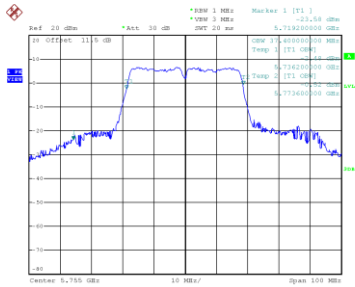
Date: 8.AUG.2024 00:12:33

### CH159 6 dB Bandwidth

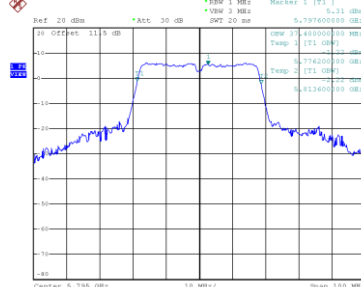


Date: 8.AUG.2024 00:14:38

### 99 % Occupied Bandwidth



Date: 8.AUG.2024 00:11:54

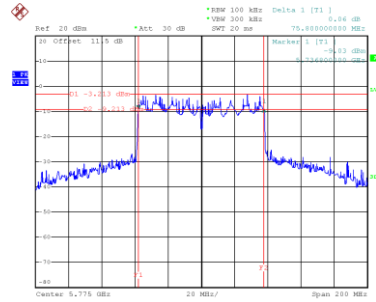


Date: 8.AUG.2024 00:13:59

Test Mode	UNII-3_TX IEEE 802.11ac(VHT80) Mode
-----------	-------------------------------------

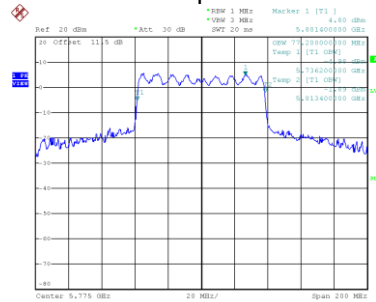
Channel	Frequency (MHz)	6 dB Bandwidth (MHz)	99 % Occupied Bandwidth (MHz)	6 dB Bandwidth Min. Limit (MHz)	Result
155	5775	75.800	77.200	0.5	Complies

### CH155 6 dB Bandwidth



Date: 8.AUG.2024 15:11:01

### 99 % Occupied Bandwidth



Date: 8.AUG.2024 15:10:24

## APPENDIX E    MAXIMUM OUTPUT POWER

Test Mode	UNII-1_TX IEEE 802.11a Mode_Ant. 1
-----------	------------------------------------

Channel	Frequency (MHz)	Output Power (dBm)	Duty Factor	Output Power + Duty Factor (dBm)	Max. Limit (dBm)	Max. Limit (W)	Result
36	5180	14.06	0.28	14.34	23.98	0.2500	Complies
40	5200	14.43	0.28	14.71	23.98	0.2500	Complies
48	5240	14.25	0.28	14.53	23.98	0.2500	Complies

Test Mode	UNII-1_TX IEEE 802.11n(HT20) Mode_Ant. 1
-----------	--

Channel	Frequency (MHz)	Output Power (dBm)	Duty Factor	Output Power + Duty Factor (dBm)	Max. Limit (dBm)	Max. Limit (W)	Result
36	5180	14.15	0.00	14.15	23.98	0.2500	Complies
40	5200	14.48	0.00	14.48	23.98	0.2500	Complies
48	5240	14.13	0.00	14.13	23.98	0.2500	Complies

Test Mode	UNII-1_TX IEEE 802.11n(HT40) Mode_Ant. 1
-----------	--

Channel	Frequency (MHz)	Output Power (dBm)	Duty Factor	Output Power + Duty Factor (dBm)	Max. Limit (dBm)	Max. Limit (W)	Result
38	5190	13.92	0.00	13.92	23.98	0.2500	Complies
46	5230	13.99	0.00	13.99	23.98	0.2500	Complies

Test Mode	UNII-1_TX IEEE 802.11ac (VHT20) Mode_Ant. 1
-----------	---

Channel	Frequency (MHz)	Output Power (dBm)	Duty Factor	Output Power + Duty Factor (dBm)	Max. Limit (dBm)	Max. Limit (W)	Result
36	5180	13.44	0.00	13.44	23.98	0.2500	Complies
40	5200	13.36	0.00	13.36	23.98	0.2500	Complies
48	5240	13.49	0.00	13.49	23.98	0.2500	Complies

Test Mode	UNII-1_TX IEEE 802.11ac(VHT40) Mode_Ant. 1
-----------	--

Channel	Frequency (MHz)	Output Power (dBm)	Duty Factor	Output Power + Duty Factor (dBm)	Max. Limit (dBm)	Max. Limit (W)	Result
38	5190	13.47	0.00	13.47	23.98	0.2500	Complies
46	5230	13.43	0.00	13.43	23.98	0.2500	Complies

Test Mode	UNII-1_TX IEEE 802.11ac(VHT80) Mode_Ant. 1
-----------	--

Channel	Frequency (MHz)	Output Power (dBm)	Duty Factor	Output Power + Duty Factor (dBm)	Max. Limit (dBm)	Max. Limit (W)	Result
42	5210	10.55	1.86	12.41	23.98	0.2500	Complies

Test Mode	UNII-2A_TX IEEE 802.11a Mode_Ant. 1
-----------	-------------------------------------

Channel	Frequency (MHz)	Output Power (dBm)	Duty Factor	Output Power + Duty Factor (dBm)	Max. Limit (dBm)	Max. Limit (W)	Result
52	5260	14.32	0.28	14.60	23.98	0.2500	Complies
60	5300	14.16	0.28	14.44	23.98	0.2500	Complies
64	5320	14.34	0.28	14.62	23.98	0.2500	Complies

Test Mode	UNII-2A_TX IEEE 802.11n(HT20) Mode_Ant. 1
-----------	---

Channel	Frequency (MHz)	Output Power (dBm)	Duty Factor	Output Power + Duty Factor (dBm)	Max. Limit (dBm)	Max. Limit (W)	Result
52	5260	14.72	0.00	14.72	23.98	0.2500	Complies
60	5300	14.46	0.00	14.46	23.98	0.2500	Complies
64	5320	14.24	0.00	14.24	23.98	0.2500	Complies



Test Mode	UNII-2A_TX IEEE 802.11n(HT40) Mode_Ant. 1
-----------	---

Channel	Frequency (MHz)	Output Power (dBm)	Duty Factor	Output Power + Duty Factor (dBm)	Max. Limit (dBm)	Max. Limit (W)	Result
54	5270	14.02	0.00	14.02	23.98	0.2500	Complies
62	5310	13.92	0.00	13.92	23.98	0.2500	Complies

Test Mode	UNII-2A_TX IEEE 802.11ac(VHT20) Mode_Ant. 1
-----------	---

Channel	Frequency (MHz)	Output Power (dBm)	Duty Factor	Output Power + Duty Factor (dBm)	Max. Limit (dBm)	Max. Limit (W)	Result
52	5260	13.45	0.00	13.45	23.98	0.2500	Complies
60	5300	13.48	0.00	13.48	23.98	0.2500	Complies
64	5320	13.44	0.00	13.44	23.98	0.2500	Complies

Test Mode	UNII-2A_TX IEEE 802.11ac(VHT40) Mode_Ant. 1
-----------	---

Channel	Frequency (MHz)	Output Power (dBm)	Duty Factor	Output Power + Duty Factor (dBm)	Max. Limit (dBm)	Max. Limit (W)	Result
54	5270	13.48	0.00	13.48	23.98	0.2500	Complies
62	5310	13.49	0.00	13.49	23.98	0.2500	Complies

Test Mode	UNII-2A_TX IEEE 802.11ac(VHT80) Mode_Ant. 1
-----------	---

Channel	Frequency (MHz)	Output Power (dBm)	Duty Factor	Output Power + Duty Factor (dBm)	Max. Limit (dBm)	Max. Limit (W)	Result
58	5290	10.61	1.86	12.47	23.98	0.2500	Complies

Test Mode	UNII-2C_TX IEEE 802.11a Mode_Ant. 1
-----------	-------------------------------------

Channel	Frequency (MHz)	Output Power (dBm)	Duty Factor	Output Power + Duty Factor (dBm)	Max. Limit (dBm)	Max. Limit (W)	Result
100	5500	15.01	0.28	15.29	23.98	0.2500	Complies
116	5580	14.89	0.28	15.17	23.98	0.2500	Complies
140	5700	13.01	0.28	13.29	23.98	0.2500	Complies

Test Mode	UNII-2C_TX IEEE 802.11n(HT20) Mode_Ant. 1
-----------	---

Channel	Frequency (MHz)	Output Power (dBm)	Duty Factor	Output Power + Duty Factor (dBm)	Max. Limit (dBm)	Max. Limit (W)	Result
100	5500	14.83	0.00	14.83	23.98	0.2500	Complies
116	5580	14.72	0.00	14.72	23.98	0.2500	Complies
140	5700	13.12	0.00	13.12	23.98	0.2500	Complies

Test Mode	UNII-2C_TX IEEE 802.11n(HT40) Mode_Ant. 1
-----------	---

Channel	Frequency (MHz)	Output Power (dBm)	Duty Factor	Output Power + Duty Factor (dBm)	Max. Limit (dBm)	Max. Limit (W)	Result
102	5510	14.49	0.00	14.49	23.98	0.2500	Complies
110	5550	14.47	0.00	14.47	23.98	0.2500	Complies
134	5670	12.96	0.00	12.96	23.98	0.2500	Complies

Test Mode	UNII-2C_TX IEEE 802.11ac(VHT20) Mode_Ant. 1
-----------	---

Channel	Frequency (MHz)	Output Power (dBm)	Duty Factor	Output Power + Duty Factor (dBm)	Max. Limit (dBm)	Max. Limit (W)	Result
100	5500	13.44	0.00	13.44	23.98	0.2500	Complies
116	5580	13.35	0.00	13.35	23.98	0.2500	Complies
140	5700	13.17	0.00	13.17	23.98	0.2500	Complies

Test Mode	UNII-2C_TX IEEE 802.11ac(VHT40) Mode_Ant. 1
-----------	---

Channel	Frequency (MHz)	Output Power (dBm)	Duty Factor	Output Power + Duty Factor (dBm)	Max. Limit (dBm)	Max. Limit (W)	Result
102	5510	13.42	0.00	13.42	23.98	0.2500	Complies
110	5550	13.46	0.00	13.46	23.98	0.2500	Complies
134	5670	12.94	0.00	12.94	23.98	0.2500	Complies

Test Mode	UNII-2C_TX IEEE 802.11ac(VHT80) Mode_Ant. 1
-----------	---

Channel	Frequency (MHz)	Output Power (dBm)	Duty Factor	Output Power + Duty Factor (dBm)	Max. Limit (dBm)	Max. Limit (W)	Result
106	5530	11.21	1.86	13.07	23.98	0.2500	Complies
122	5610	10.52	1.86	12.38	23.98	0.2500	Complies

Test Mode	UNII-3_TX IEEE 802.11a Mode_Ant. 1
-----------	------------------------------------

Channel	Frequency (MHz)	Output Power (dBm)	Duty Factor	Output Power + Duty Factor (dBm)	Max. Limit (dBm)	Max. Limit (W)	Result
149	5745	11.15	0.28	11.43	30.00	1.0000	Complies
157	5785	10.97	0.28	11.25	30.00	1.0000	Complies
165	5825	10.90	0.28	11.18	30.00	1.0000	Complies

Test Mode	UNII-3_TX IEEE 802.11n(HT20) Mode_Ant. 1
-----------	--

Channel	Frequency (MHz)	Output Power (dBm)	Duty Factor	Output Power + Duty Factor (dBm)	Max. Limit (dBm)	Max. Limit (W)	Result
149	5745	10.92	0.00	10.92	30.00	1.0000	Complies
157	5785	10.91	0.00	10.91	30.00	1.0000	Complies
165	5825	10.71	0.00	10.71	30.00	1.0000	Complies

Test Mode	UNII-3_TX IEEE 802.11n(HT40) Mode_Ant. 1
-----------	--

Channel	Frequency (MHz)	Output Power (dBm)	Duty Factor	Output Power + Duty Factor (dBm)	Max. Limit (dBm)	Max. Limit (W)	Result
151	5755	10.45	0.00	10.45	30.00	1.0000	Complies
159	5795	10.88	0.00	10.88	30.00	1.0000	Complies

Test Mode	UNII-3_TX IEEE 802.11ac(VHT20) Mode_Ant. 1
-----------	--

Channel	Frequency (MHz)	Output Power (dBm)	Duty Factor	Output Power + Duty Factor (dBm)	Max. Limit (dBm)	Max. Limit (W)	Result
149	5745	10.95	0.00	10.95	30.00	1.0000	Complies
157	5785	10.67	0.00	10.67	30.00	1.0000	Complies
165	5825	10.48	0.00	10.48	30.00	1.0000	Complies

Test Mode	UNII-3_TX AC(VHT40) Mode_Ant. 1
-----------	---------------------------------

Channel	Frequency (MHz)	Output Power (dBm)	Duty Factor	Output Power + Duty Factor (dBm)	Max. Limit (dBm)	Max. Limit (W)	Result
151	5755	10.54	0.00	10.54	30.00	1.0000	Complies
159	5795	10.51	0.00	10.51	30.00	1.0000	Complies

Test Mode	UNII-3_TX IEEE 802.11ac(VHT80) Mode_Ant. 1
-----------	--

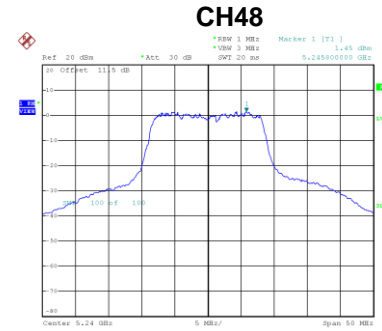
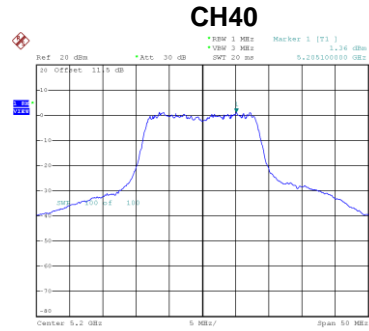
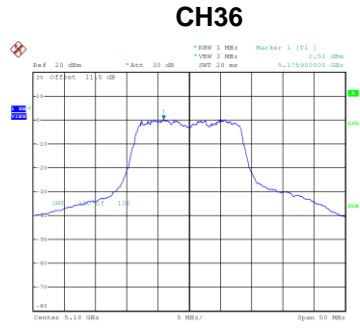
Channel	Frequency (MHz)	Output Power (dBm)	Duty Factor	Output Power + Duty Factor (dBm)	Max. Limit (dBm)	Max. Limit (W)	Result
155	5775	7.35	1.86	9.21	30.00	1.0000	Complies

Note: Output power = Measure result + Cable loss

## APPENDIX F POWER SPECTRAL DENSITY

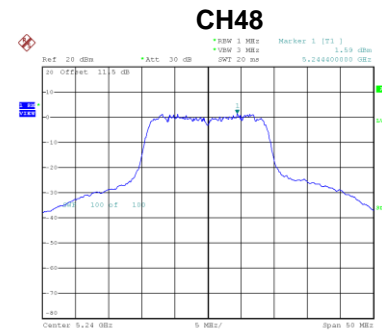
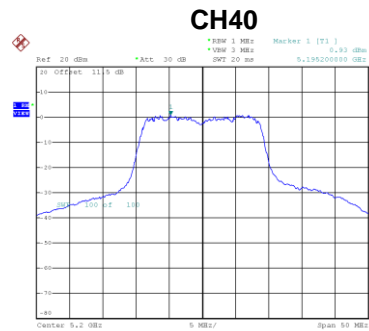
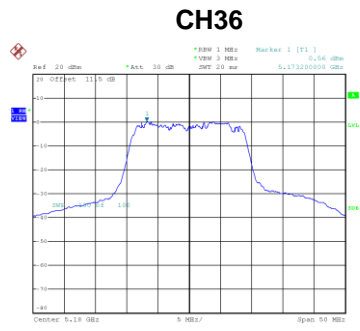
Test Mode	UNII-1_TX IEEE 802.11a Mode_Ant. 1
-----------	------------------------------------

Channel	Frequency (MHz)	Power Spectral Density (dBm/MHz)	Duty Factor	Power Spectral Density + Duty Factor (dBm/MHz)	Max. Limit (dBm/MHz)	Result
36	5180	0.51	0.28	0.79	11.00	Complies
40	5200	1.36	0.28	1.64	11.00	Complies
48	5240	1.45	0.28	1.73	11.00	Complies



Test Mode	UNII-1_TX IEEE 802.11n(HT20) Mode_Ant. 1
-----------	--

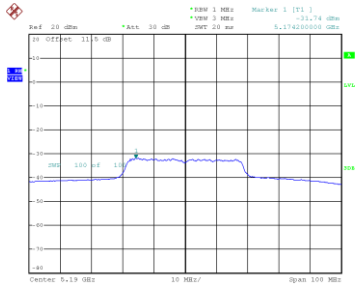
Channel	Frequency (MHz)	Power Spectral Density (dBm/MHz)	Duty Factor	Power Spectral Density + Duty Factor (dBm/MHz)	Max. Limit (dBm/MHz)	Result
36	5180	0.56	0.00	0.56	11.00	Complies
40	5200	0.93	0.00	0.93	11.00	Complies
48	5240	1.59	0.00	1.59	11.00	Complies



Test Mode	UNII-1_TX IEEE 802.11n(HT40) Mode_Ant. 1
-----------	--

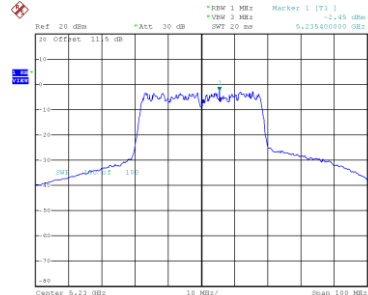
Channel	Frequency (MHz)	Power Spectral Density (dBm/MHz)	Duty Factor	Power Spectral Density + Duty Factor (dBm/MHz)	Max. Limit (dBm/MHz)	Result
38	5190	-31.74	0.00	-31.74	11.00	Complies
46	5230	-2.45	0.00	-2.45	11.00	Complies

**CH38**



Date: 8.AUG.2024 19:09:49

**CH46**

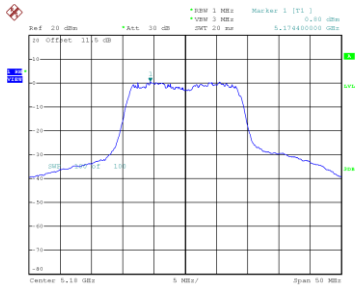


Date: 7.AUG.2024 22:56:45

Test Mode	UNII-1_TX IEEE 802.11ac(VHT20) Mode_Ant. 1
-----------	--

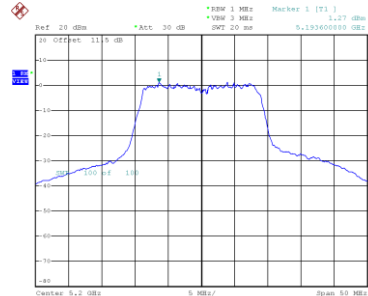
Channel	Frequency (MHz)	Power Spectral Density (dBm/MHz)	Duty Factor	Power Spectral Density + Duty Factor (dBm/MHz)	Max. Limit (dBm/MHz)	Result
36	5180	0.80	0.00	0.80	11.00	Complies
40	5200	1.27	0.00	1.27	11.00	Complies
48	5240	1.72	0.00	1.72	11.00	Complies

**CH36**



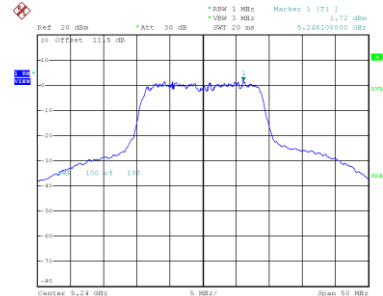
Date: 7.AUG.2024 23:15:17

**CH40**



Date: 7.AUG.2024 23:16:53

**CH48**



Date: 7.AUG.2024 23:21:11