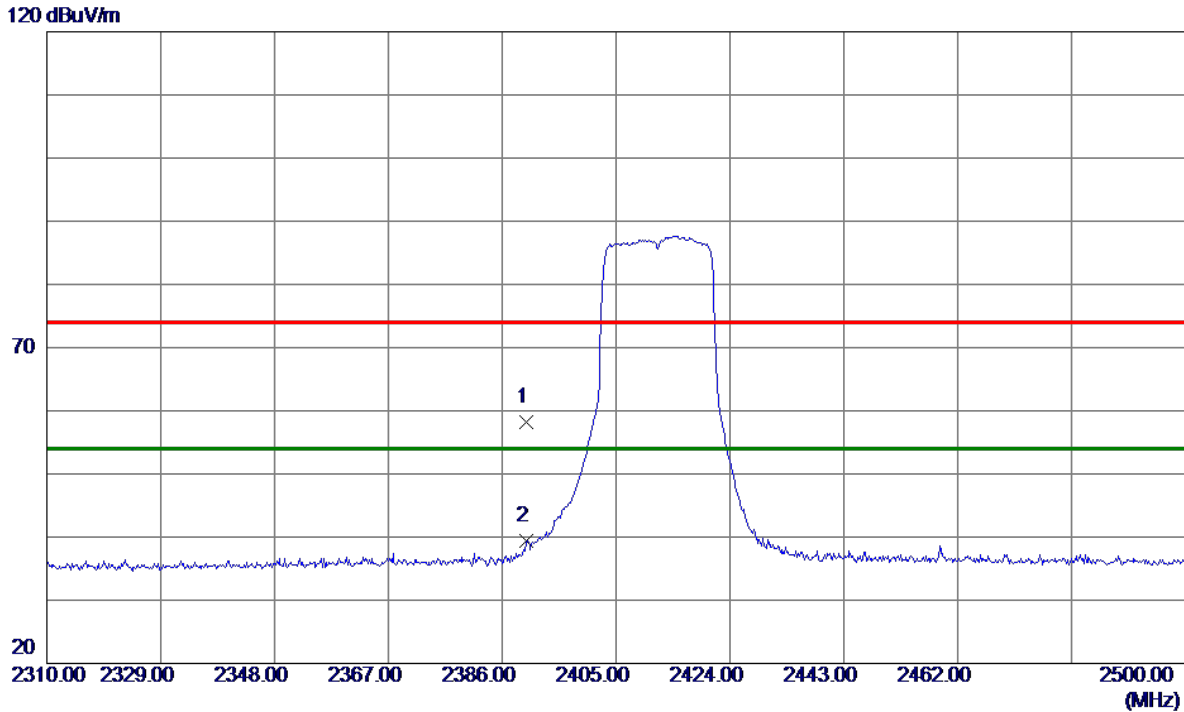


Test Mode: TX N-20M Mode 2412 MHz

Horizontal



No.	Freq. MHz	Reading Level dBuV/m	Correct Factor dB	Measure ment dBuV/m	Limit dBuV/m	Margin dB	Detector	Comment
1	2390.0000	25.87	32.39	58.26	74.00	-15.74	Peak	
2 *	2390.0000	6.98	32.39	39.37	54.00	-14.63	AVG	

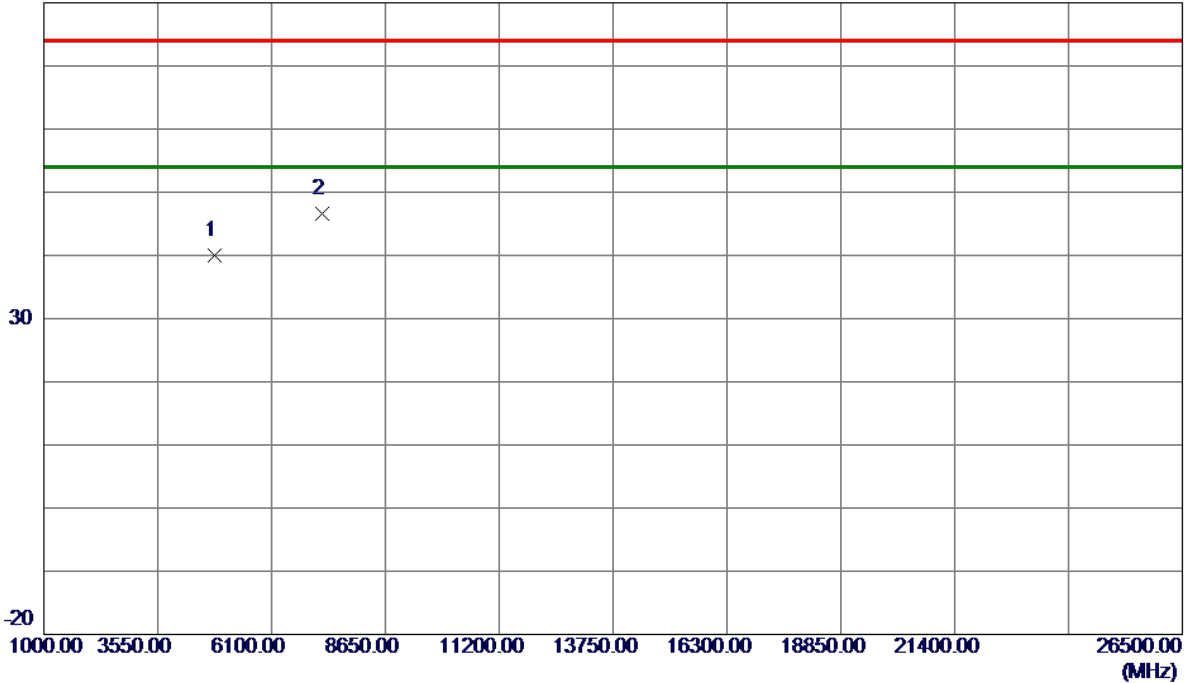
REMARKS:

- (1) Measurement Value = Reading Level + Correct Factor.
- (2) Margin Level = Measurement Value - Limit Value.

Test Mode: TX N-20M Mode 2412 MHz

Horizontal

80 dBuV/m



No.	Freq. MHz	Reading Level dBuV/m	Correct Factor dB	Measure ment dBuV/m	Limit dBuV/m	Margin dB	Detector	Comment
1	4824.0000	49.69	-9.69	40.00	74.00	-34.00	Peak	
2 *	7236.0000	49.47	-2.87	46.60	74.00	-27.40	Peak	

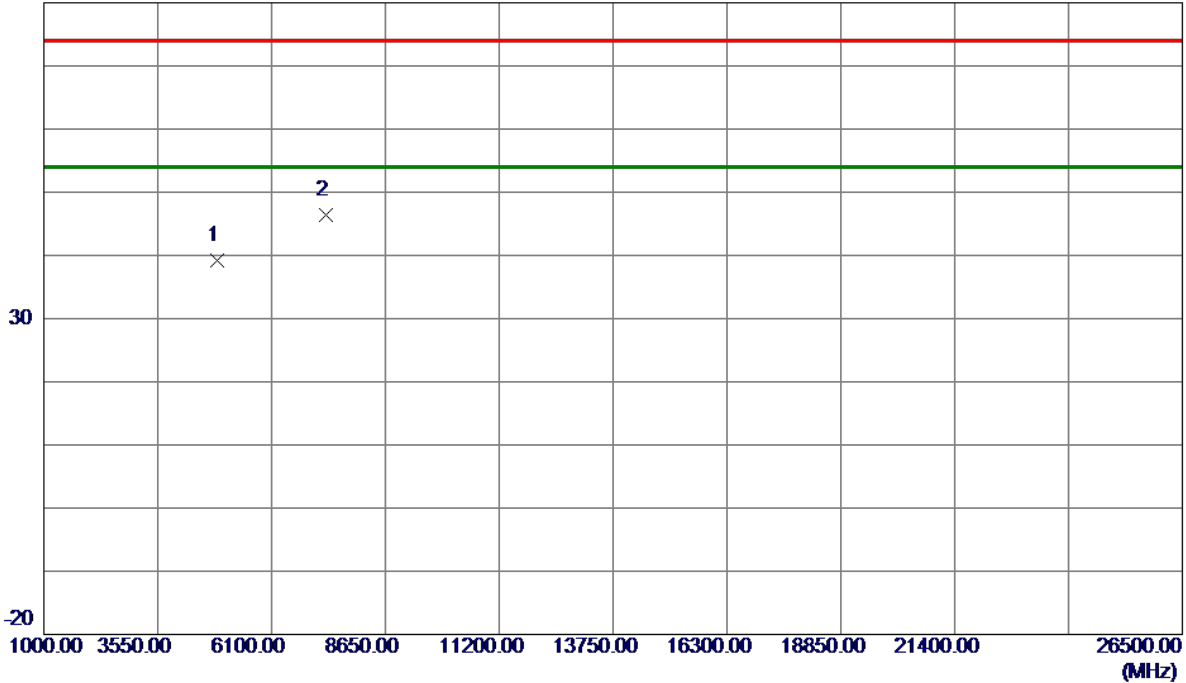
REMARKS:

- (1) Measurement Value = Reading Level + Correct Factor.
- (2) Margin Level = Measurement Value - Limit Value.

Test Mode: TX N-20M Mode 2437 MHz

Vertical

80 dBuV/m



No.	Freq. MHz	Reading Level dBuV/m	Correct Factor dB	Measure ment dBuV/m	Limit dBuV/m	Margin dB	Detector	Comment
1	4874.0000	48.71	-9.50	39.21	74.00	-34.79	Peak	
2 *	7311.0000	49.23	-2.74	46.49	74.00	-27.51	Peak	

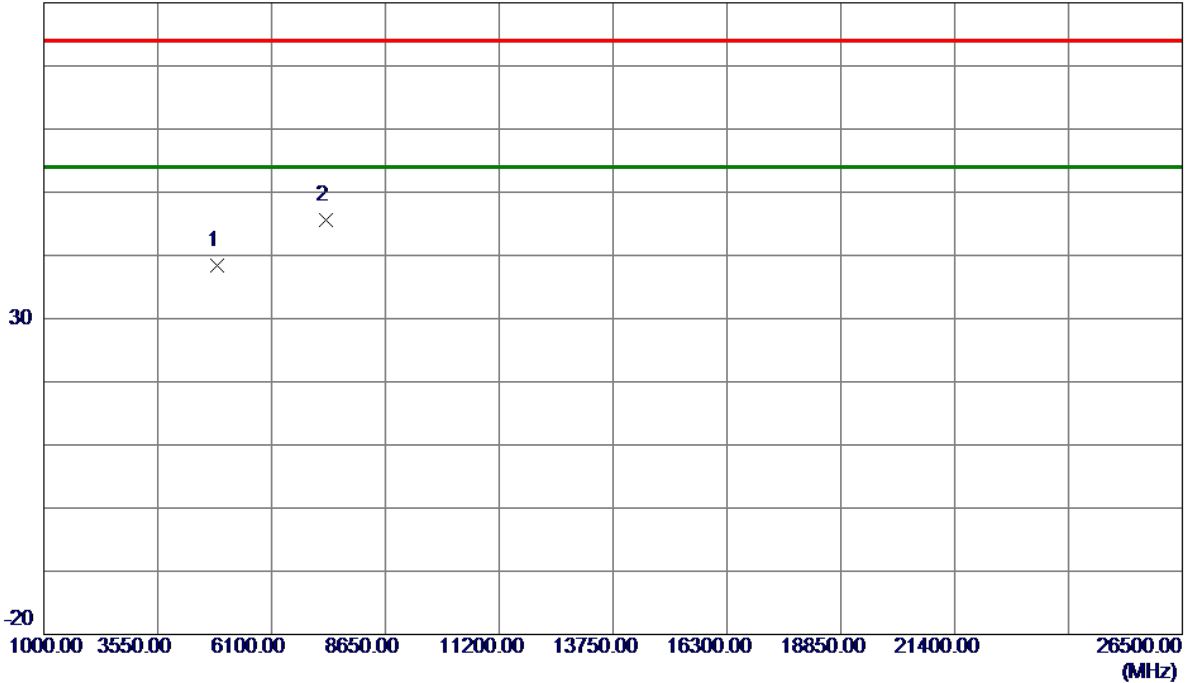
REMARKS:

- (1) Measurement Value = Reading Level + Correct Factor.
- (2) Margin Level = Measurement Value - Limit Value.

Test Mode: TX N-20M Mode 2437 MHz

Horizontal

80 dBuV/m



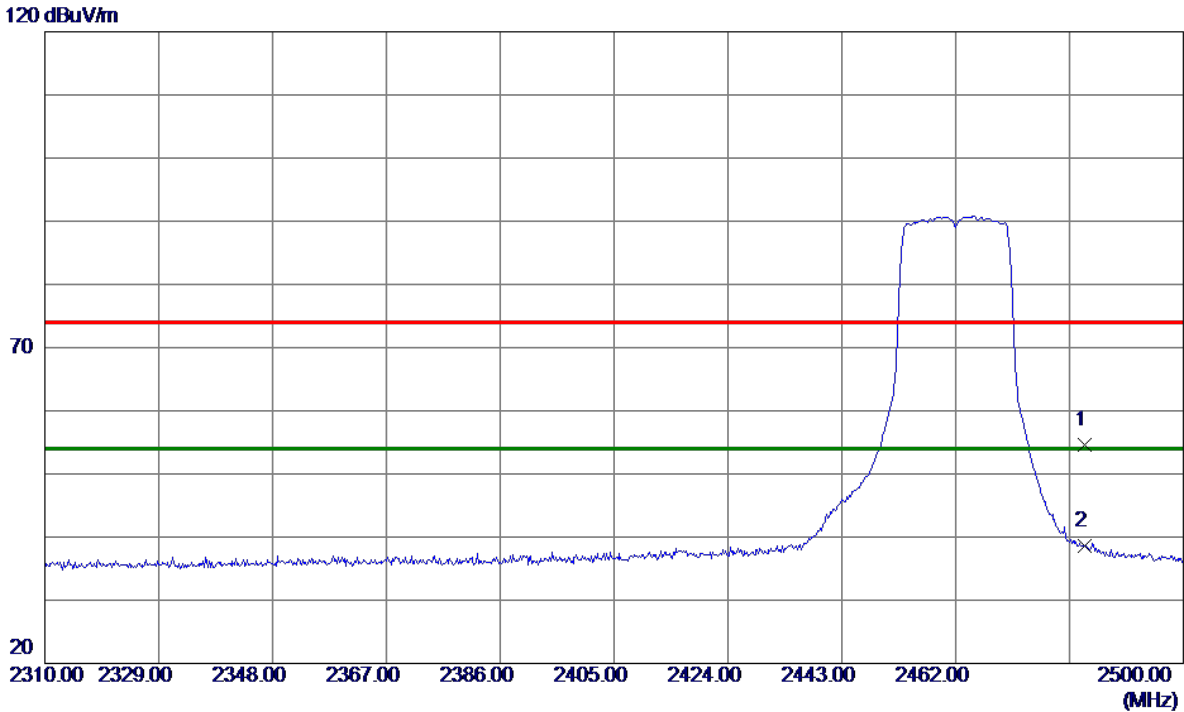
No.	Freq. MHz	Reading Level dBuV/m	Correct Factor dB	Measure ment dBuV/m	Limit dBuV/m	Margin dB	Detector	Comment
1	4874.0000	47.90	-9.50	38.40	74.00	-35.60	Peak	
2 *	7311.0000	48.42	-2.74	45.68	74.00	-28.32	Peak	

REMARKS:

- (1) Measurement Value = Reading Level + Correct Factor.
- (2) Margin Level = Measurement Value - Limit Value.

Test Mode: TX N-20M Mode 2462 MHz

Vertical



No.	Freq. MHz	Reading Level dBuV/m	Correct Factor dB	Measure ment dBuV/m	Limit dBuV/m	Margin dB	Detector	Comment
1	2483.5000	21.86	32.66	54.52	74.00	-19.48	Peak	
2 *	2483.5000	5.85	32.66	38.51	54.00	-15.49	AVG	

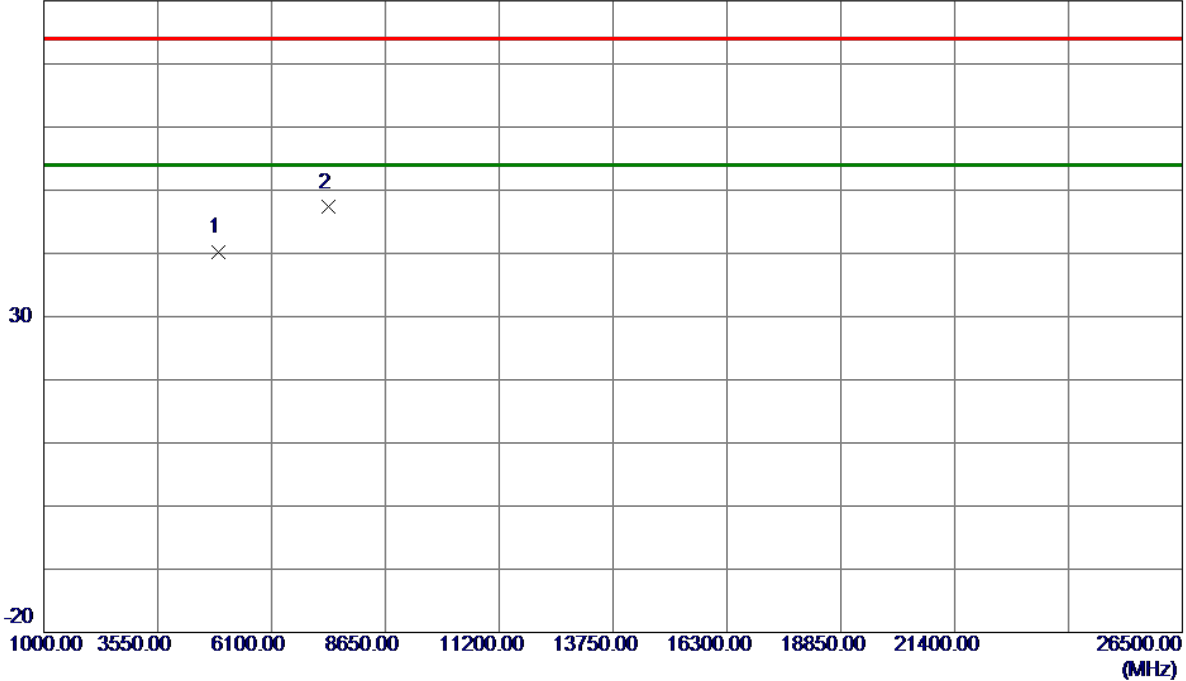
REMARKS:

- (1) Measurement Value = Reading Level + Correct Factor.
- (2) Margin Level = Measurement Value - Limit Value.

Test Mode: TX N-20M Mode 2462 MHz

Vertical

80 dBuV/m



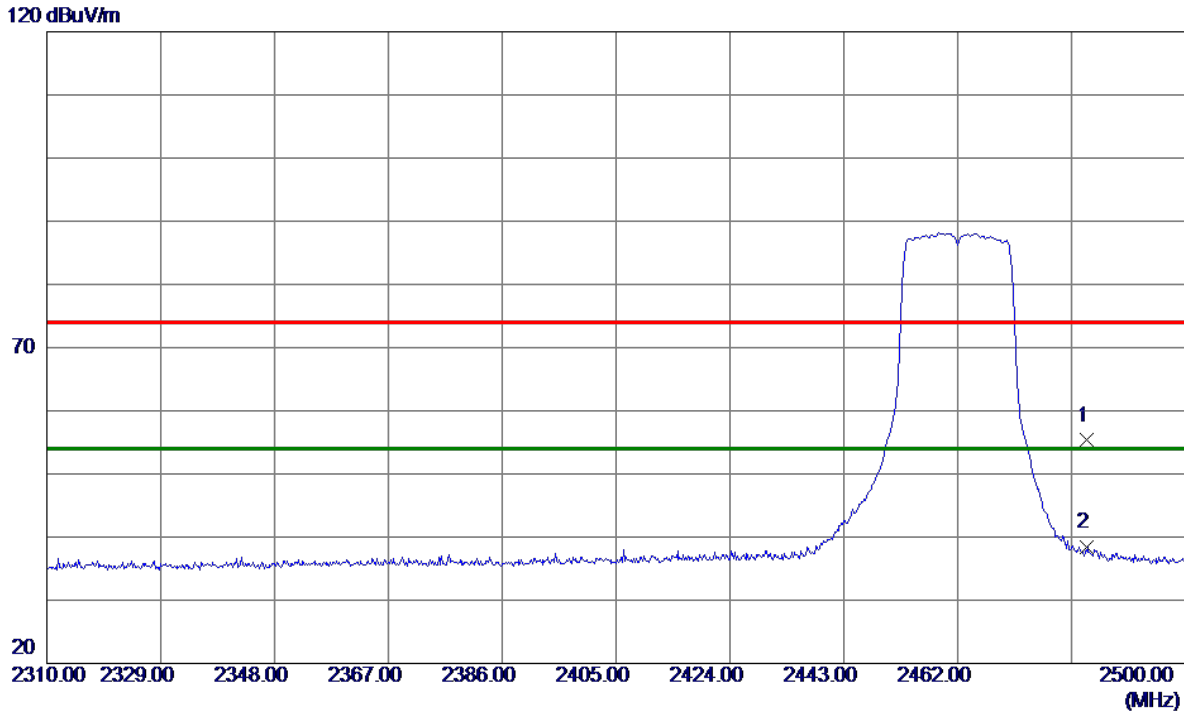
No.	Freq. MHz	Reading Level dBuV/m	Correct Factor dB	Measure ment dBuV/m	Limit dBuV/m	Margin dB	Detector	Comment
1	4924.0000	49.49	-9.31	40.18	74.00	-33.82	Peak	
2 *	7386.0000	49.90	-2.60	47.30	74.00	-26.70	Peak	

REMARKS:

- (1) Measurement Value = Reading Level + Correct Factor.
- (2) Margin Level = Measurement Value - Limit Value.

Test Mode: TX N-20M Mode 2462 MHz

Horizontal



No.	Freq. MHz	Reading Level dBuV/m	Correct Factor dB	Measure ment dBuV/m	Limit dBuV/m	Margin dB	Detector	Comment
1	2483.5000	22.64	32.66	55.30	74.00	-18.70	Peak	
2 *	2483.5000	5.65	32.66	38.31	54.00	-15.69	AVG	

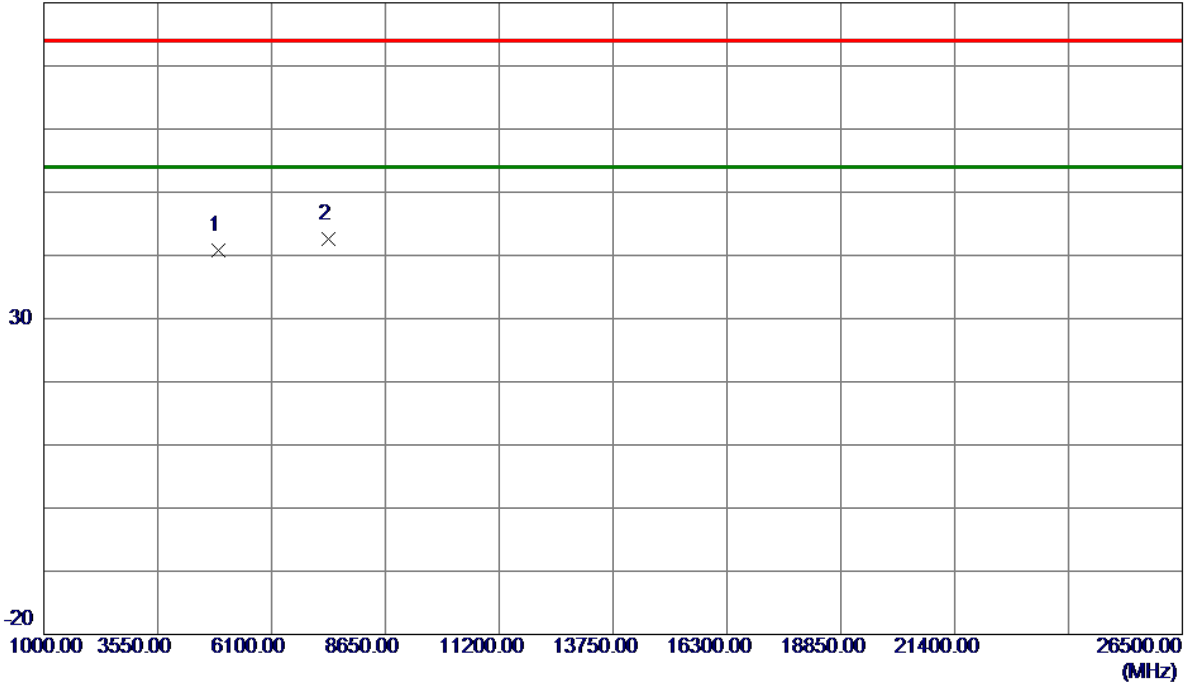
REMARKS:

- (1) Measurement Value = Reading Level + Correct Factor.
- (2) Margin Level = Measurement Value - Limit Value.

Test Mode: TX N-20M Mode 2462 MHz

Horizontal

80 dBuV/m



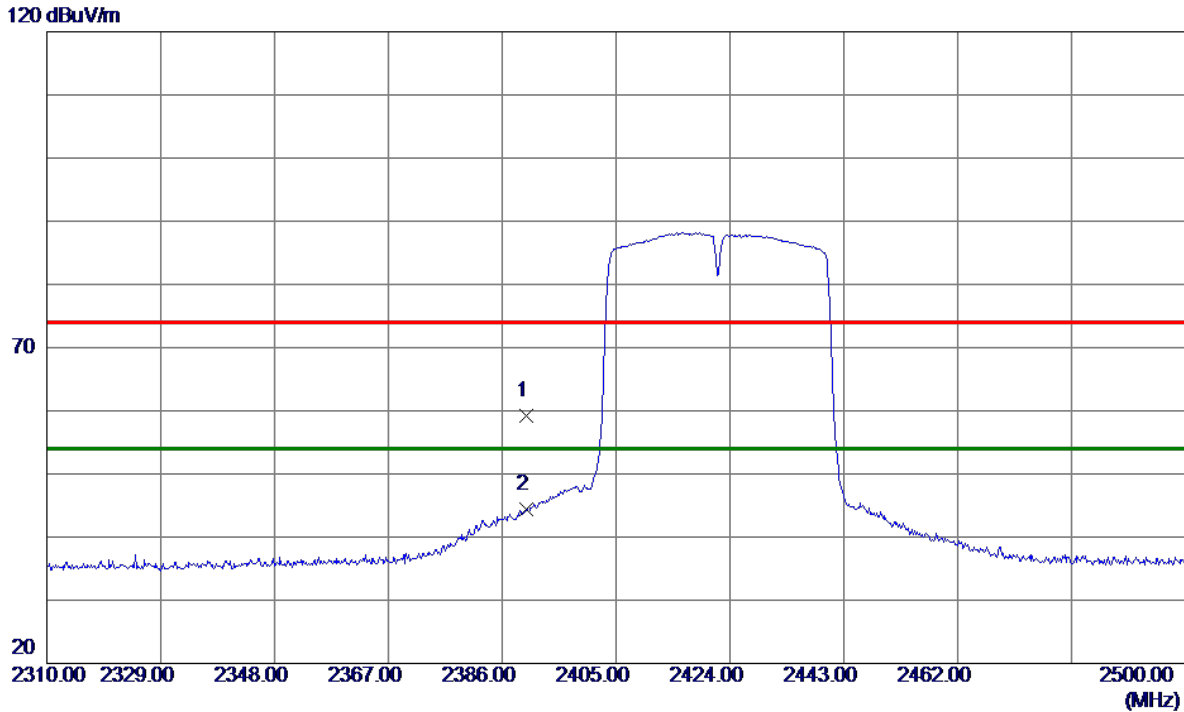
No.	Freq. MHz	Reading Level dBuV/m	Correct Factor dB	Measure ment dBuV/m	Limit dBuV/m	Margin dB	Detector	Comment
1	4924.0000	50.19	-9.31	40.88	74.00	-33.12	Peak	
2 *	7386.0000	45.21	-2.60	42.61	74.00	-31.39	Peak	

REMARKS:

- (1) Measurement Value = Reading Level + Correct Factor.
- (2) Margin Level = Measurement Value - Limit Value.

Test Mode: TX N-40M Mode 2422MHz

Vertical



No.	Freq. MHz	Reading Level dBuV/m	Correct Factor dB	Measure ment dBuV/m	Limit dBuV/m	Margin dB	Detector	Comment
1	2390.0000	26.82	32.39	59.21	74.00	-14.79	Peak	
2 *	2390.0000	11.93	32.39	44.32	54.00	-9.68	AVG	

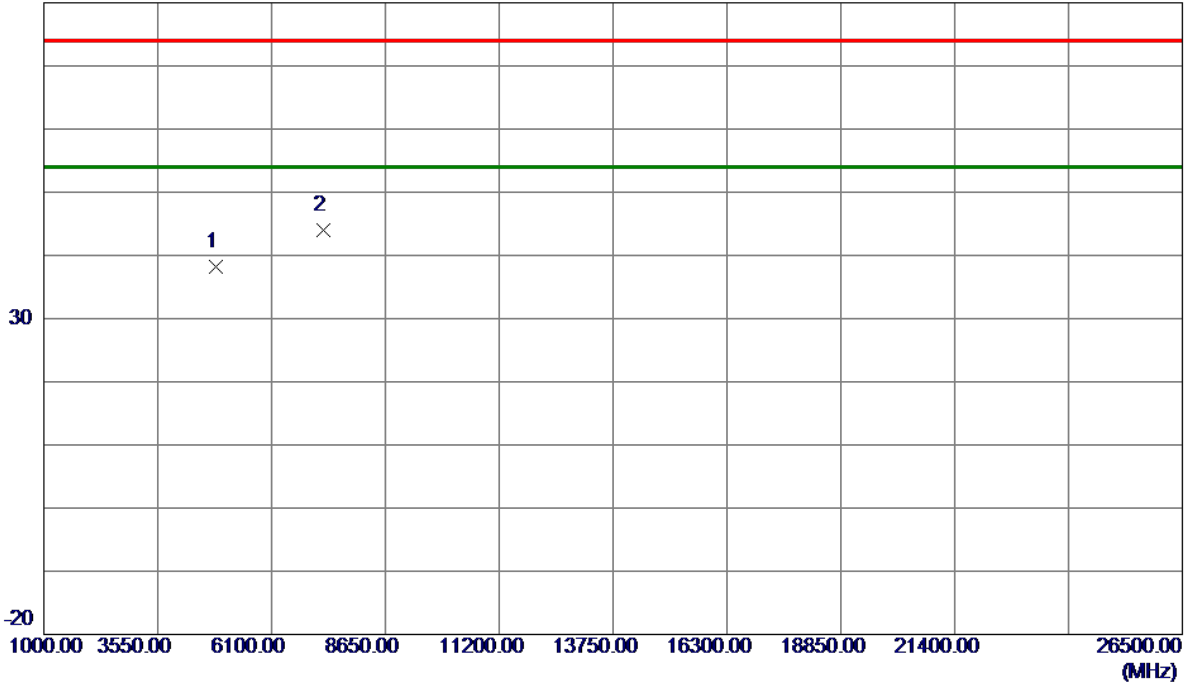
REMARKS:

- (1) Measurement Value = Reading Level + Correct Factor.
- (2) Margin Level = Measurement Value - Limit Value.

Test Mode: TX N-40M Mode 2422MHz

Vertical

80 dBuV/m



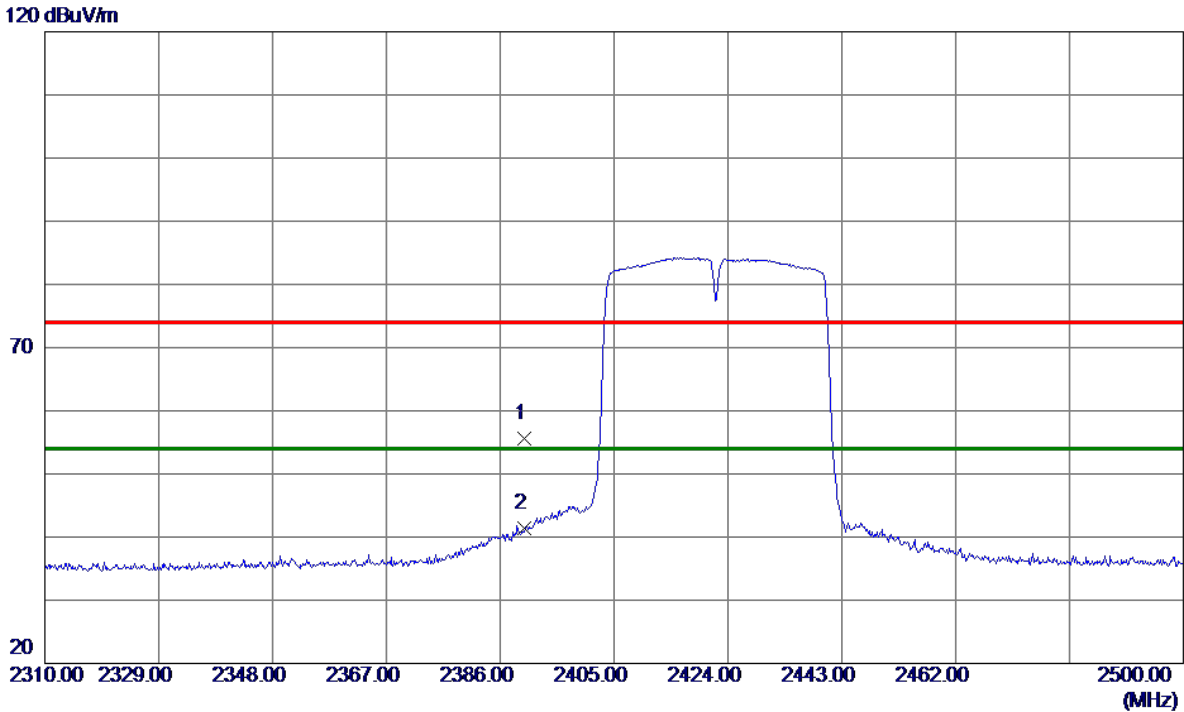
No.	Freq. MHz	Reading Level dBuV/m	Correct Factor dB	Measure ment dBuV/m	Limit dBuV/m	Margin dB	Detector	Comment
1	4844.0000	47.80	-9.61	38.19	74.00	-35.81	Peak	
2 *	7266.0000	46.82	-2.82	44.00	74.00	-30.00	Peak	

REMARKS:

- (1) Measurement Value = Reading Level + Correct Factor.
- (2) Margin Level = Measurement Value - Limit Value.

Test Mode: TX N-40M Mode 2422MHz

Horizontal



No.	Freq. MHz	Reading Level dBuV/m	Correct Factor dB	Measure ment dBuV/m	Limit dBuV/m	Margin dB	Detector	Comment
1	2390.0000	23.24	32.39	55.63	74.00	-18.37	Peak	
2 *	2390.0000	8.96	32.39	41.35	54.00	-12.65	AVG	

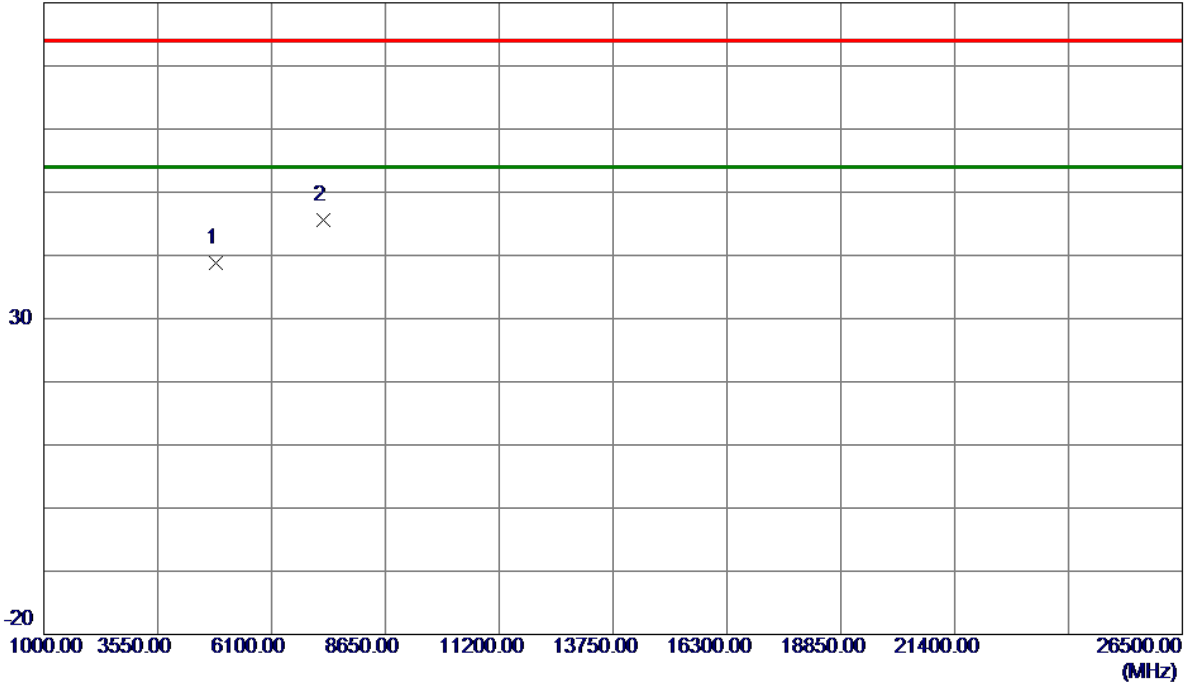
REMARKS:

- (1) Measurement Value = Reading Level + Correct Factor.
- (2) Margin Level = Measurement Value - Limit Value.

Test Mode: TX N-40M Mode 2422MHz

Horizontal

80 dBuV/m



No.	Freq. MHz	Reading Level dBuV/m	Correct Factor dB	Measure ment dBuV/m	Limit dBuV/m	Margin dB	Detector	Comment
1	4844.0000	48.50	-9.61	38.89	74.00	-35.11	Peak	
2 *	7266.0000	48.38	-2.82	45.56	74.00	-28.44	Peak	

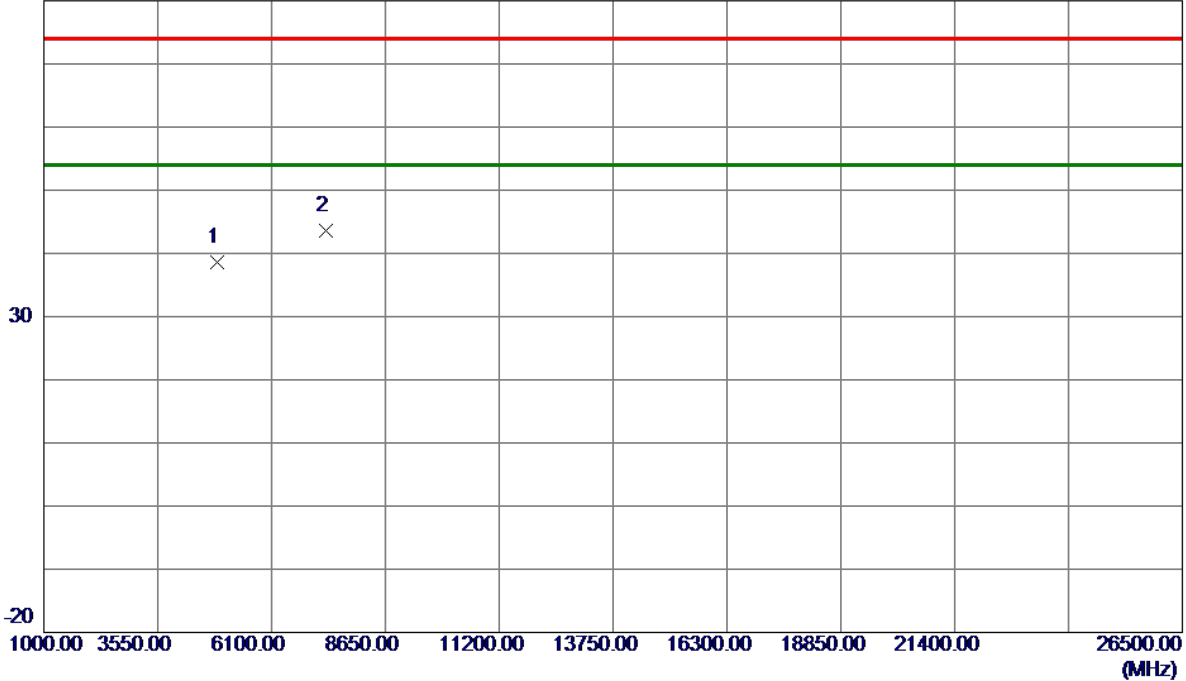
REMARKS:

- (1) Measurement Value = Reading Level + Correct Factor.
- (2) Margin Level = Measurement Value - Limit Value.

Test Mode: TX N-40M Mode 2437 MHz

Vertical

80 dBuV/m



No.	Freq. MHz	Reading Level dBuV/m	Correct Factor dB	Measure ment dBuV/m	Limit dBuV/m	Margin dB	Detector	Comment
1	4874.0000	48.08	-9.50	38.58	74.00	-35.42	Peak	
2 *	7311.0000	46.39	-2.74	43.65	74.00	-30.35	Peak	

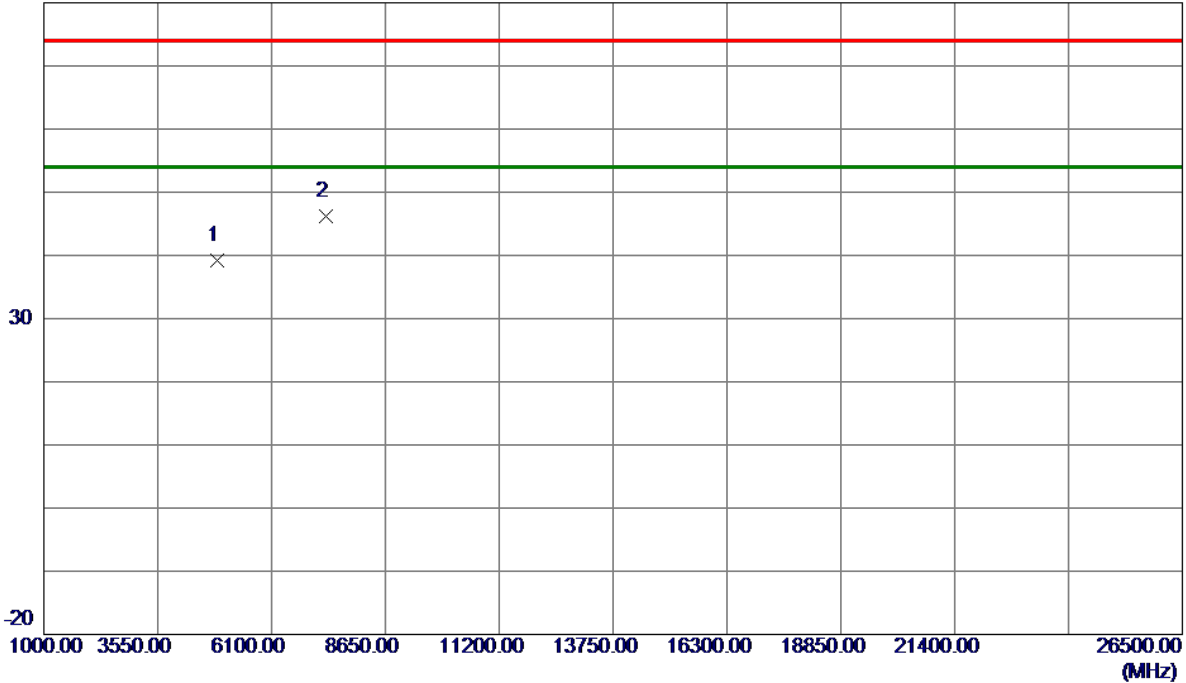
REMARKS:

- (1) Measurement Value = Reading Level + Correct Factor.
- (2) Margin Level = Measurement Value - Limit Value.

Test Mode: TX N-40M Mode 2437 MHz

Horizontal

80 dBuV/m



No.	Freq. MHz	Reading Level dBuV/m	Correct Factor dB	Measure ment dBuV/m	Limit dBuV/m	Margin dB	Detector	Comment
1	4874.0000	48.65	-9.50	39.15	74.00	-34.85	Peak	
2 *	7311.0000	48.92	-2.74	46.18	74.00	-27.82	Peak	

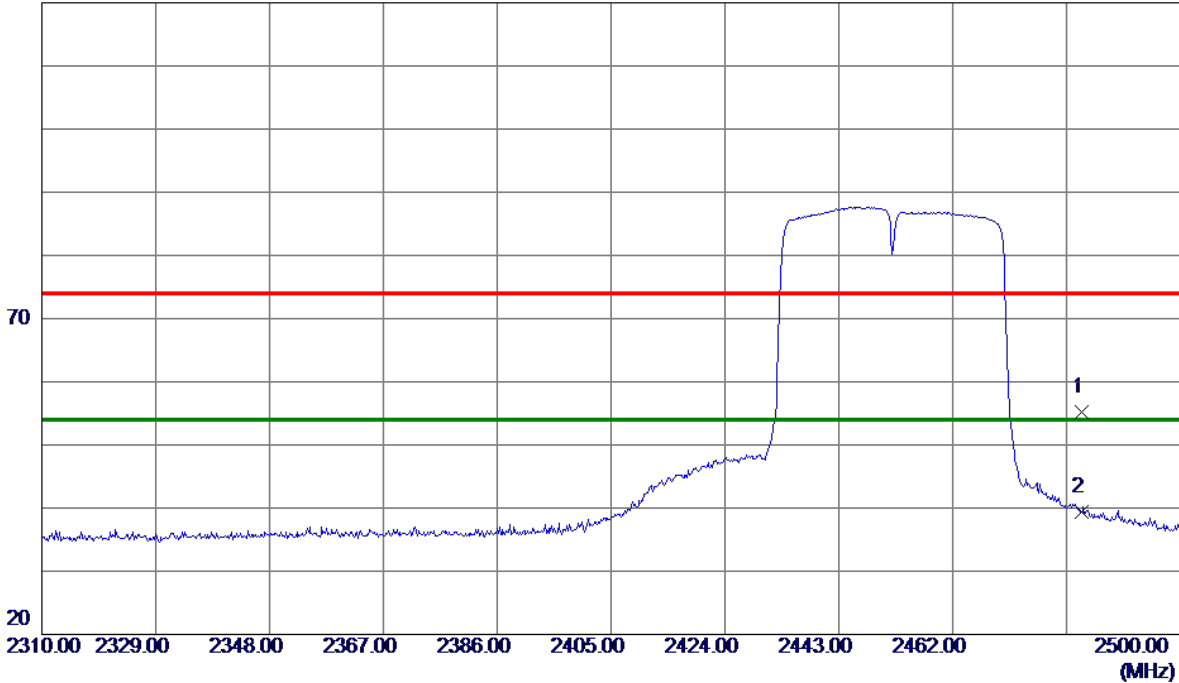
REMARKS:

- (1) Measurement Value = Reading Level + Correct Factor.
- (2) Margin Level = Measurement Value - Limit Value.

Test Mode: TX N-40M Mode 2452 MHz

Vertical

120 dBuV/m



No.	Freq. MHz	Reading Level dBuV/m	Correct Factor dB	Measure ment dBuV/m	Limit dBuV/m	Margin dB	Detector	Comment
1	2483.5000	22.56	32.66	55.22	74.00	-18.78	Peak	
2 *	2483.5000	6.78	32.66	39.44	54.00	-14.56	AVG	

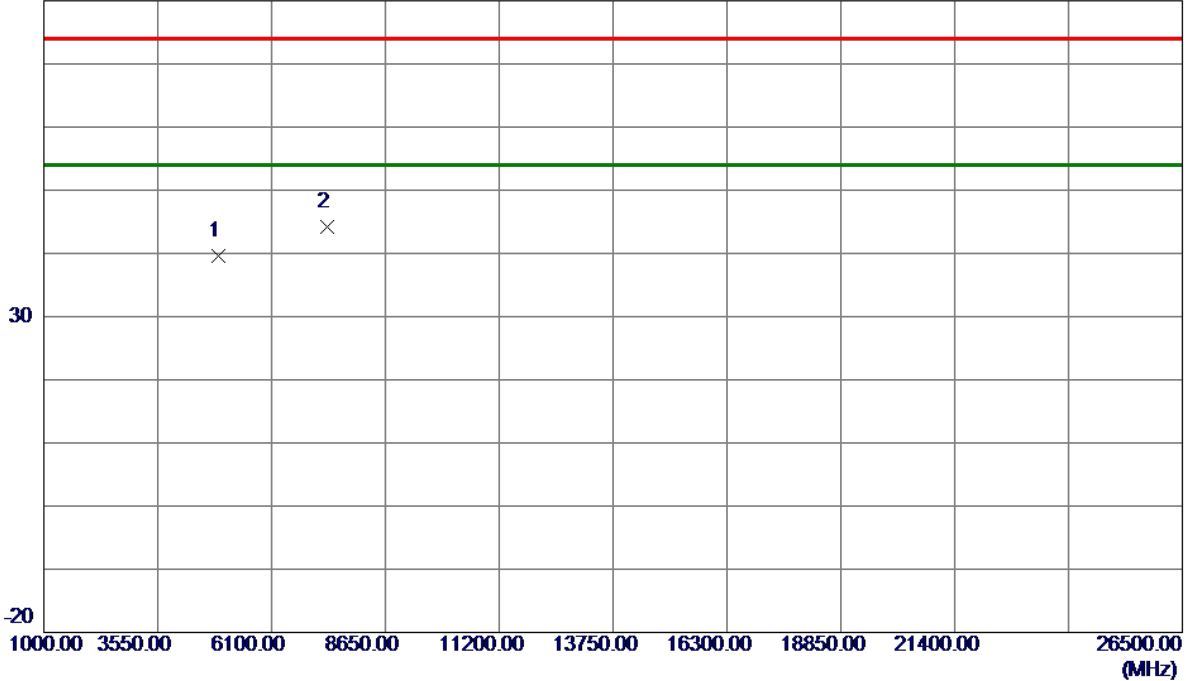
REMARKS:

- (1) Measurement Value = Reading Level + Correct Factor.
- (2) Margin Level = Measurement Value - Limit Value.

Test Mode: TX N-40M Mode 2452 MHz

Vertical

80 dBuV/m



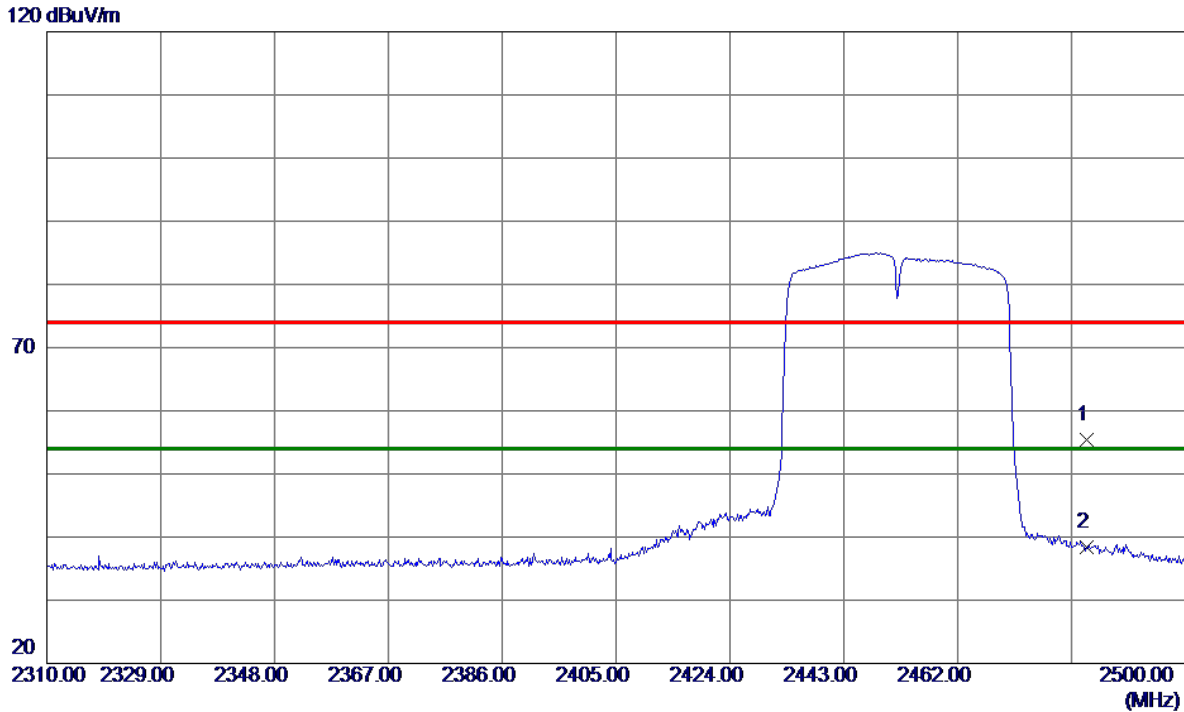
No.	Freq. MHz	Reading Level dBuV/m	Correct Factor dB	Measure ment dBuV/m	Limit dBuV/m	Margin dB	Detector	Comment
1	4904.0000	49.04	-9.38	39.66	74.00	-34.34	Peak	
2 *	7356.0000	46.83	-2.66	44.17	74.00	-29.83	Peak	

REMARKS:

- (1) Measurement Value = Reading Level + Correct Factor.
- (2) Margin Level = Measurement Value - Limit Value.

Test Mode: TX N-40M Mode 2452 MHz

Horizontal



No.	Freq. MHz	Reading Level dBuV/m	Correct Factor dB	Measure ment dBuV/m	Limit dBuV/m	Margin dB	Detector	Comment
1	2483.5000	22.71	32.66	55.37	74.00	-18.63	Peak	
2 *	2483.5000	5.67	32.66	38.33	54.00	-15.67	AVG	

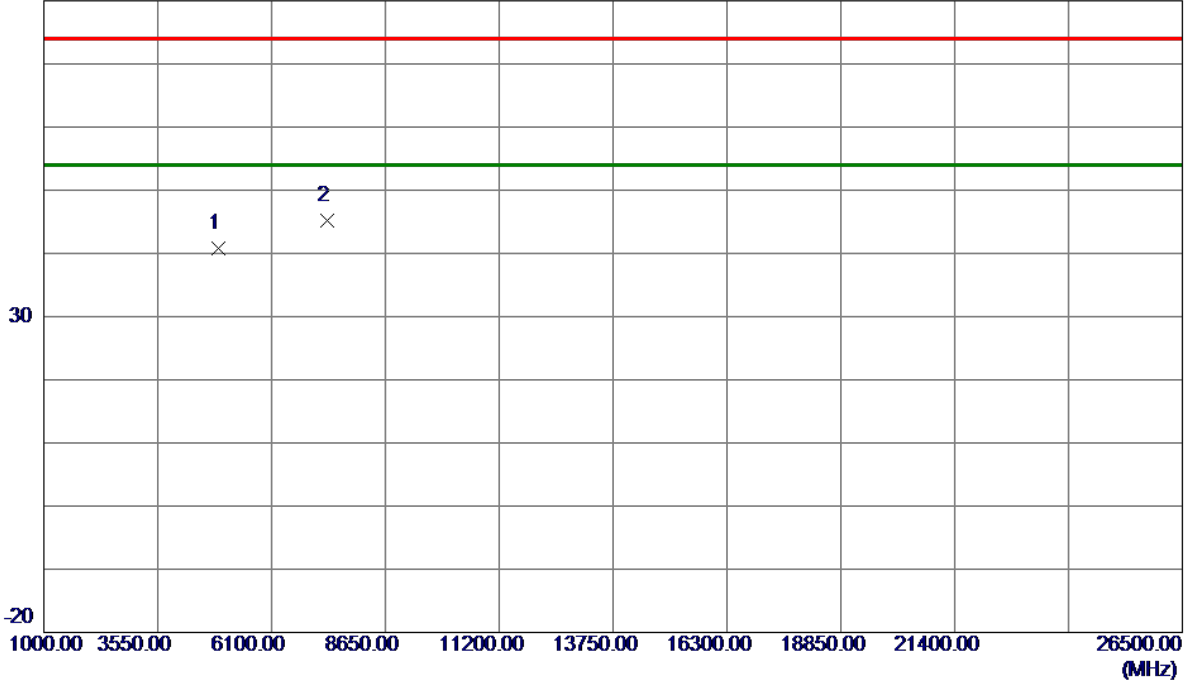
REMARKS:

- (1) Measurement Value = Reading Level + Correct Factor.
- (2) Margin Level = Measurement Value - Limit Value.

Test Mode: TX N-40M Mode 2452 MHz

Horizontal

80 dBuV/m



No.	Freq. MHz	Reading Level dBuV/m	Correct Factor dB	Measure ment dBuV/m	Limit dBuV/m	Margin dB	Detector	Comment
1	4904.0000	50.10	-9.38	40.72	74.00	-33.28	Peak	
2 *	7356.0000	47.78	-2.66	45.12	74.00	-28.88	Peak	

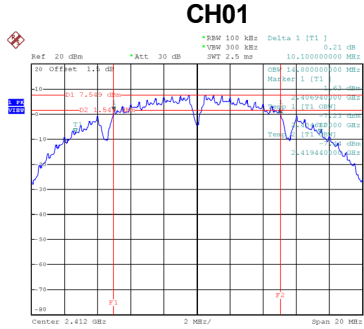
REMARKS:

- (1) Measurement Value = Reading Level + Correct Factor.
- (2) Margin Level = Measurement Value - Limit Value.

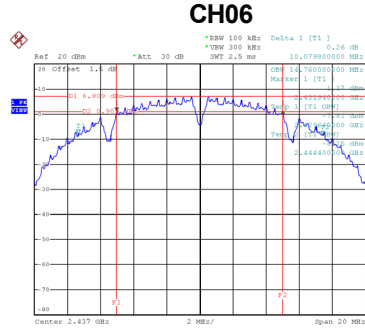
APPENDIX D - BANDWIDTH

Test Mode	TX B Mode
-----------	-----------

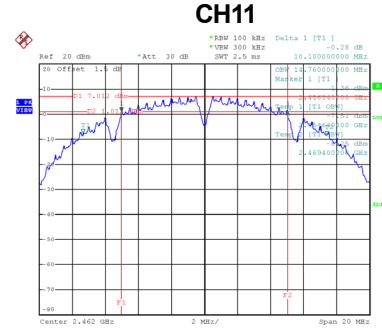
Channel	Frequency (MHz)	6 dB Bandwidth (MHz)	6 dB Bandwidth Min. Limit (kHz)	Result
01	2412	10.10	500	Complies
06	2437	10.08	500	Complies
11	2462	10.10	500	Complies



Date: 19.FEB.2020 19:55:57

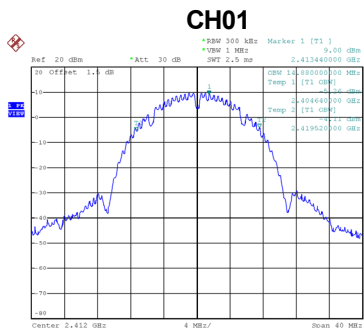


Date: 19.FEB.2020 20:01:31

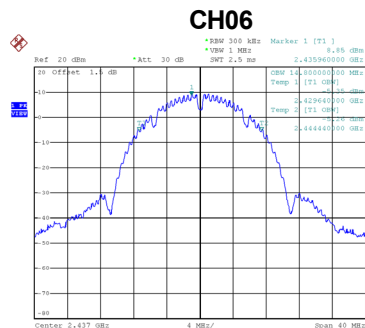


Date: 19.FEB.2020 20:05:01

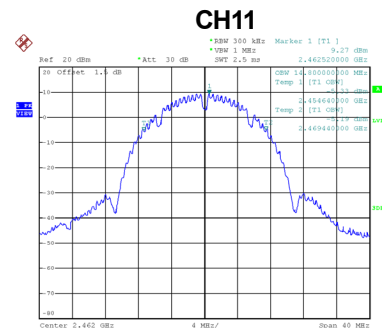
Channel	Frequency (MHz)	99 % Emission Bandwidth (MHz)	Result
01	2412	14.88	Complies
06	2437	14.80	Complies
11	2462	14.80	Complies



Date: 19.FEB.2020 19:56:04



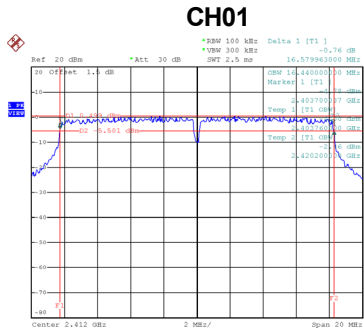
Date: 19.FEB.2020 20:01:38



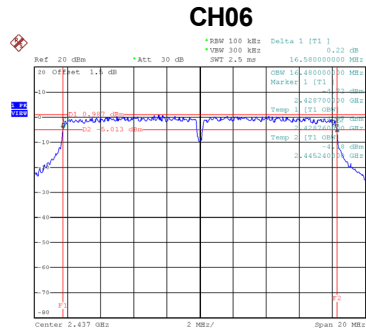
Date: 19.FEB.2020 20:05:08

Test Mode	TX G Mode
-----------	-----------

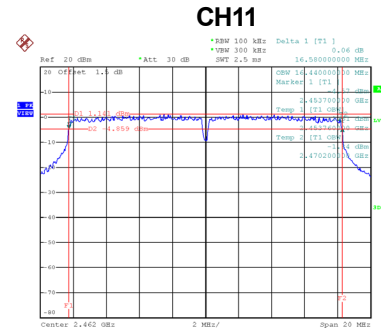
Channel	Frequency (MHz)	6 dB Bandwidth (MHz)	6 dB Bandwidth Min. Limit (kHz)	Result
01	2412	16.58	500	Complies
06	2437	16.58	500	Complies
11	2462	16.58	500	Complies



Date: 19.FEB.2020 20:06:56

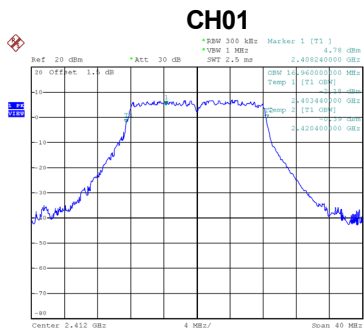


Date: 19.FEB.2020 20:08:23

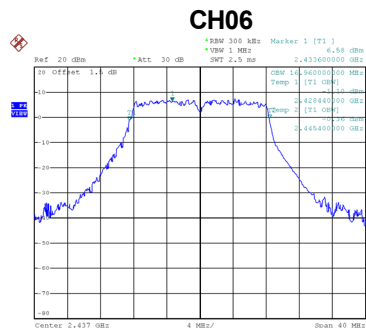


Date: 19.FEB.2020 20:10:06

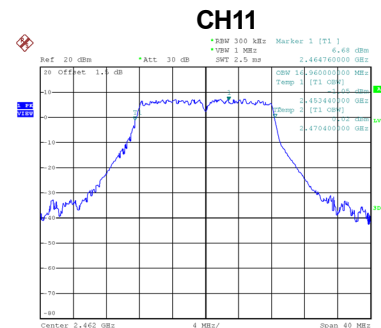
Channel	Frequency (MHz)	99 % Emission Bandwidth (MHz)	Result
01	2412	16.96	Complies
06	2437	16.96	Complies
11	2462	16.96	Complies



Date: 19.FEB.2020 20:07:02



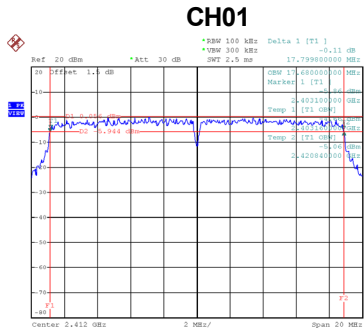
Date: 19.FEB.2020 20:08:30



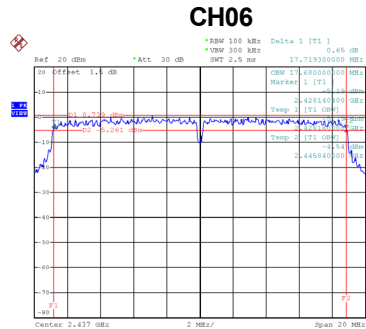
Date: 19.FEB.2020 20:10:13

Test Mode	TX N-20M Mode
-----------	---------------

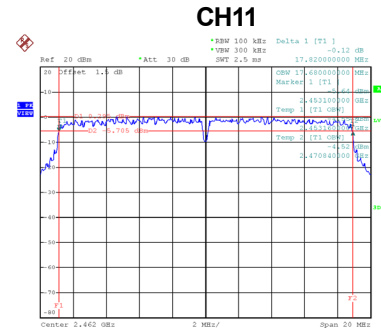
Channel	Frequency (MHz)	6 dB Bandwidth (MHz)	6 dB Bandwidth Min. Limit (kHz)	Result
01	2412	17.80	500	Complies
06	2437	17.72	500	Complies
11	2462	17.82	500	Complies



Date: 19.FEB.2020 20:11:42

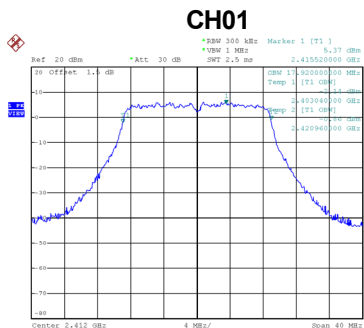


Date: 19.FEB.2020 20:15:21

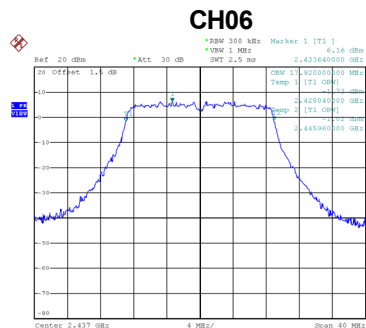


Date: 19.FEB.2020 20:16:54

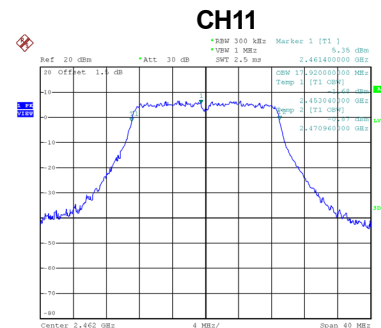
Channel	Frequency (MHz)	99 % Emission Bandwidth (MHz)	Result
01	2412	17.92	Complies
06	2437	17.92	Complies
11	2462	17.92	Complies



Date: 19.FEB.2020 20:11:49



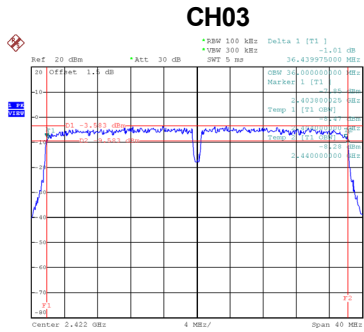
Date: 19.FEB.2020 20:15:27



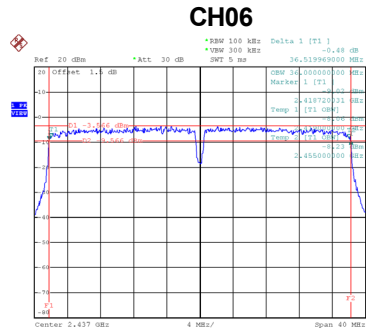
Date: 19.FEB.2020 20:17:01

Test Mode	TX N-40M Mode
-----------	---------------

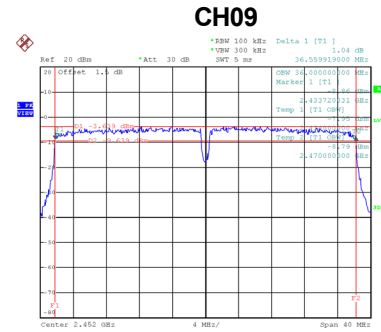
Channel	Frequency (MHz)	6 dB Bandwidth (MHz)	6 dB Bandwidth Min. Limit (kHz)	Result
03	2422	36.44	500	Complies
06	2437	36.52	500	Complies
09	2452	36.56	500	Complies



Date: 19.FEB.2020 20:20:37

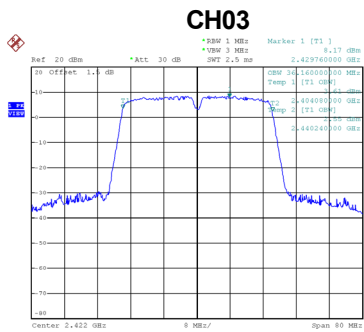


Date: 19.FEB.2020 20:24:07

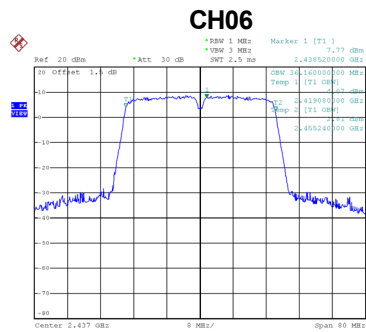


Date: 19.FEB.2020 20:25:27

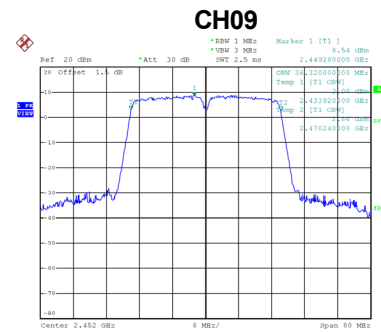
Channel	Frequency (MHz)	99 % Emission Bandwidth (MHz)	Result
03	2422	36.16	Complies
06	2437	36.16	Complies
09	2452	36.32	Complies



Date: 19.FEB.2020 20:20:43



Date: 19.FEB.2020 20:24:14



Date: 19.FEB.2020 20:25:34

APPENDIX E - MAXIMUM OUTPUT POWER

Test Mode	TX B Mode
-----------	-----------

Channel	Frequency (MHz)	Output Power (dBm)	Max. Limit (dBm)	Max. Limit (W)	Result
01	2412	18.06	30.00	1.0000	Complies
06	2437	18.25	30.00	1.0000	Complies
11	2462	18.34	30.00	1.0000	Complies

Test Mode	TX G Mode
-----------	-----------

Channel	Frequency (MHz)	Output Power (dBm)	Max. Limit (dBm)	Max. Limit (W)	Result
01	2412	23.83	30.00	1.0000	Complies
06	2437	23.82	30.00	1.0000	Complies
11	2462	23.91	30.00	1.0000	Complies

Test Mode	TX N-20M Mode
-----------	---------------

Channel	Frequency (MHz)	Output Power (dBm)	Max. Limit (dBm)	Max. Limit (W)	Result
01	2412	22.61	30.00	1.0000	Complies
06	2437	22.86	30.00	1.0000	Complies
11	2462	22.94	30.00	1.0000	Complies

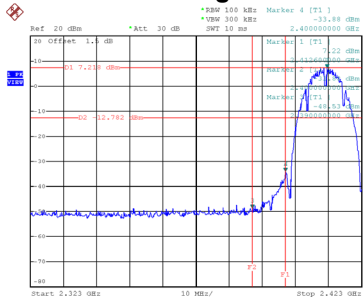
Test Mode	TX N-40M Mode
-----------	---------------

Channel	Frequency (MHz)	Output Power (dBm)	Max. Limit (dBm)	Max. Limit (W)	Result
03	2422	22.22	30.00	1.0000	Complies
06	2437	22.20	30.00	1.0000	Complies
09	2452	22.24	30.00	1.0000	Complies

APPENDIX F - CONDUCTED SPURIOUS EMISSIONS

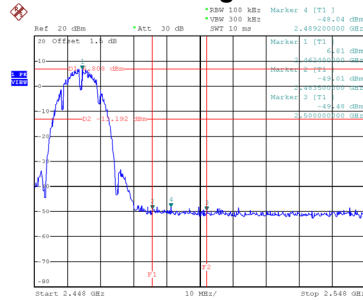
Test Mode TX B Mode

Bandedge-CH01



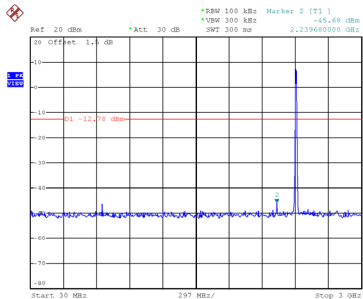
Date: 19.FEB.2020 19:56:10

Bandedge-CH11

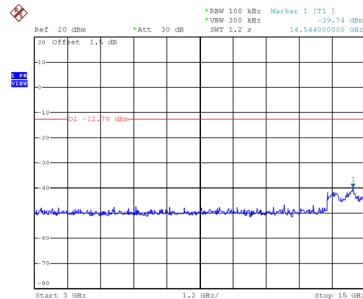


Date: 19.FEB.2020 20:05:15

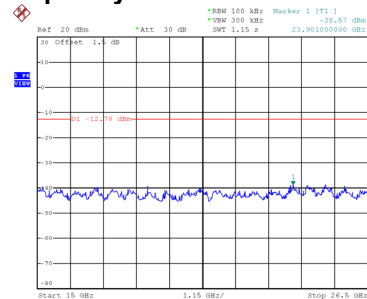
CH01 – 10th Harmonic of the fundamental frequency



Date: 19.FEB.2020 19:56:23

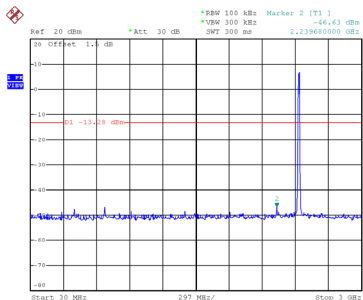


Date: 19.FEB.2020 19:56:30

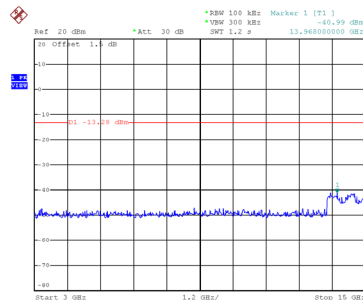


Date: 19.FEB.2020 19:56:37

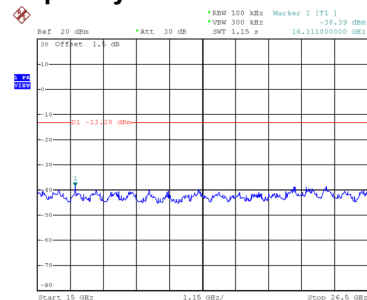
CH06 – 10th Harmonic of the fundamental frequency



Date: 19.FEB.2020 20:01:58

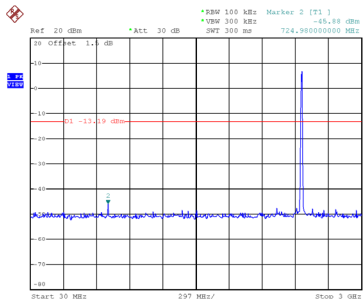


Date: 19.FEB.2020 20:02:05

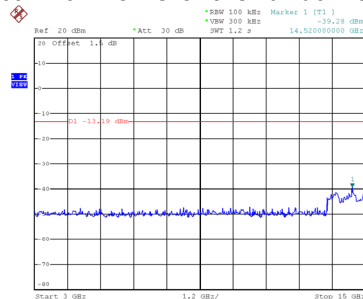


Date: 19.FEB.2020 20:02:12

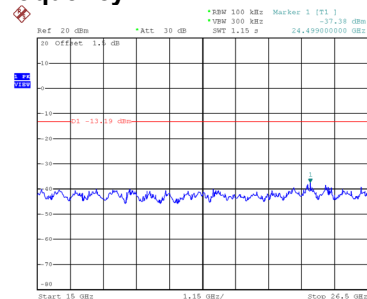
CH11 – 10th Harmonic of the fundamental frequency



Date: 19.FEB.2020 20:05:28



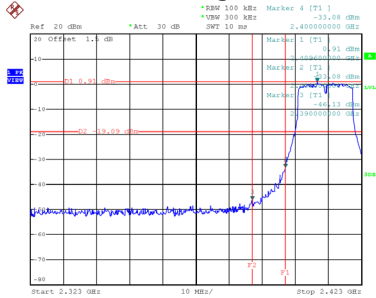
Date: 19.FEB.2020 20:05:35



Date: 19.FEB.2020 20:05:42

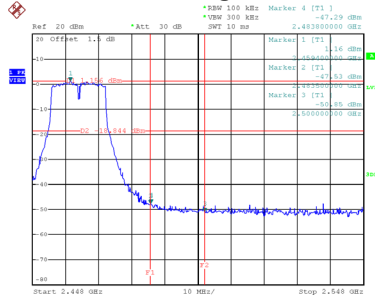
Test Mode TX G Mode

Bandedge-CH01



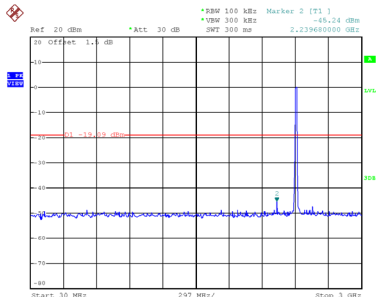
Date: 19.FEB.2020 20:07:09

Bandedge-CH11

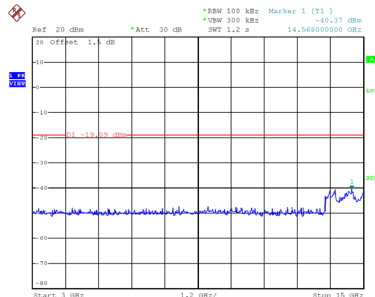


Date: 19.FEB.2020 20:10:20

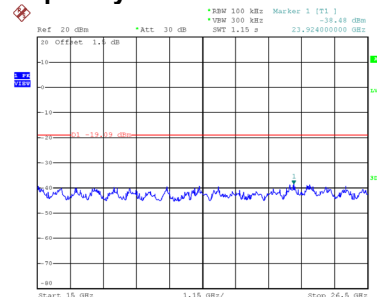
CH01 – 10th Harmonic of the fundamental frequency



Date: 19.FEB.2020 20:07:22

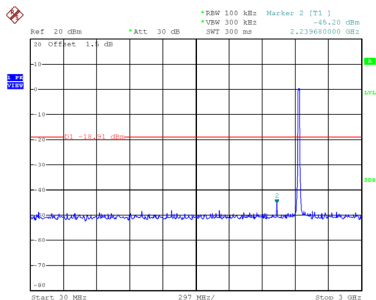


Date: 19.FEB.2020 20:07:29

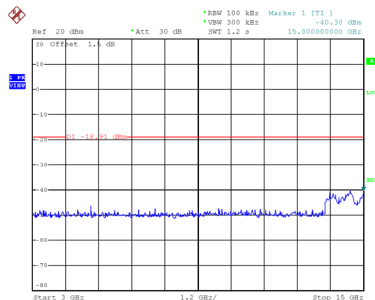


Date: 19.FEB.2020 20:07:36

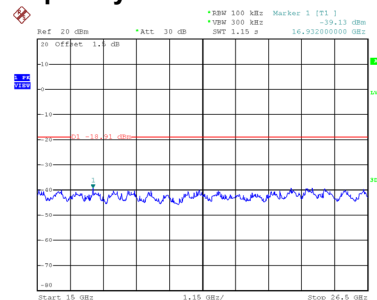
CH06 – 10th Harmonic of the fundamental frequency



Date: 19.FEB.2020 20:08:50

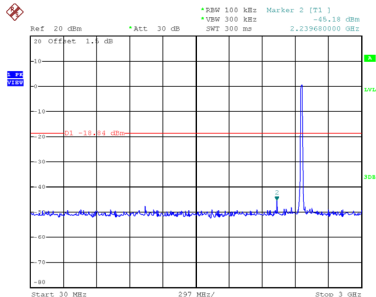


Date: 19.FEB.2020 20:08:57

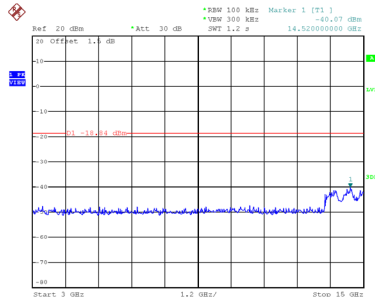


Date: 19.FEB.2020 20:09:04

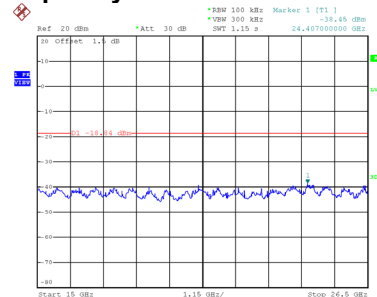
CH11 – 10th Harmonic of the fundamental frequency



Date: 19.FEB.2020 20:10:33



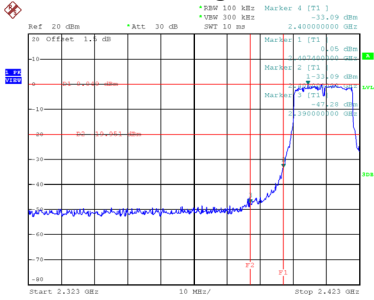
Date: 19.FEB.2020 20:10:40



Date: 19.FEB.2020 20:10:47

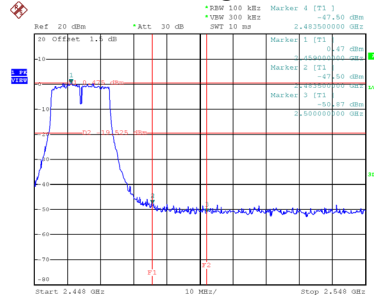
Test Mode TX N-20M Mode

Bandedge-CH01



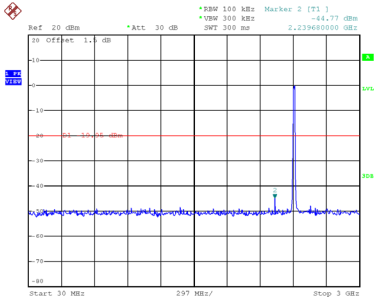
Date: 19.FEB.2020 20:11:56

Bandedge-CH11

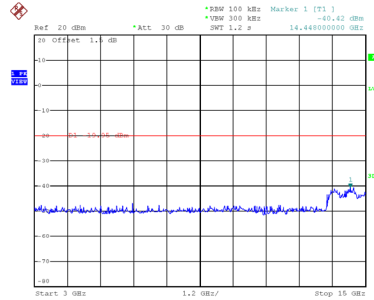


Date: 19.FEB.2020 20:17:07

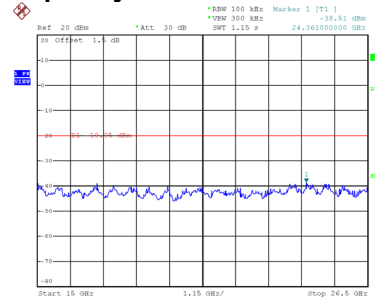
CH01 – 10th Harmonic of the fundamental frequency



Date: 19.FEB.2020 20:12:09

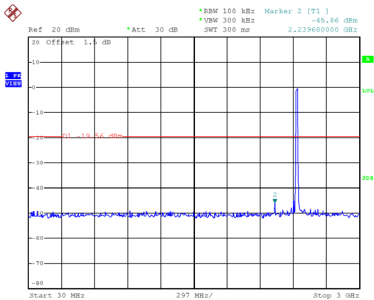


Date: 19.FEB.2020 20:12:16

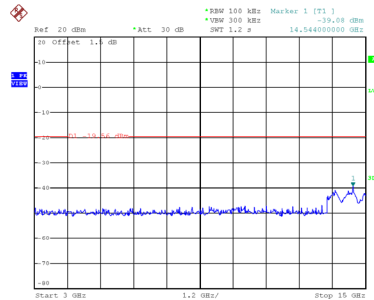


Date: 19.FEB.2020 20:12:23

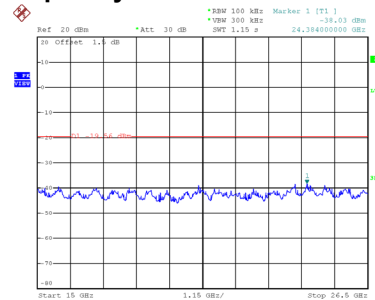
CH06 – 10th Harmonic of the fundamental frequency



Date: 19.FEB.2020 20:15:48

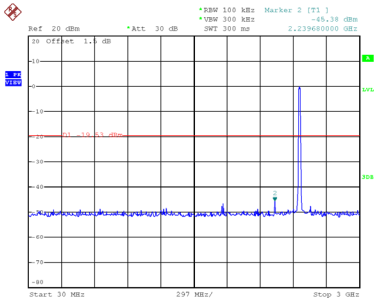


Date: 19.FEB.2020 20:15:55

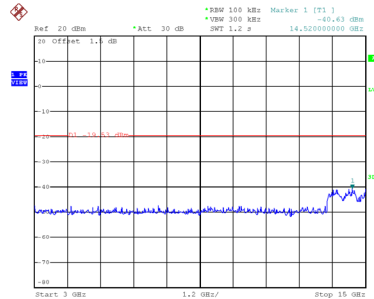


Date: 19.FEB.2020 20:16:02

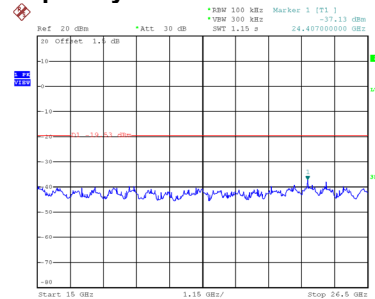
CH11 – 10th Harmonic of the fundamental frequency



Date: 19.FEB.2020 20:17:20



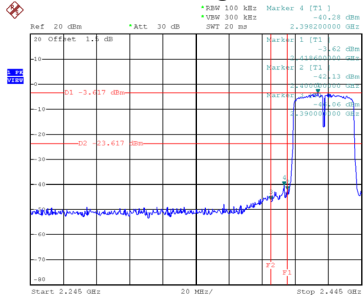
Date: 19.FEB.2020 20:17:28



Date: 19.FEB.2020 20:17:35

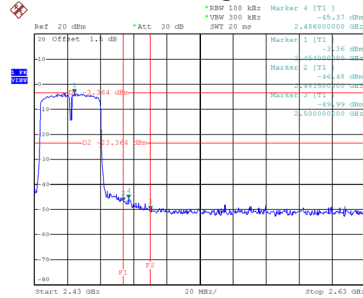
Test Mode TX N-40M Mode

Bandedge-CH03



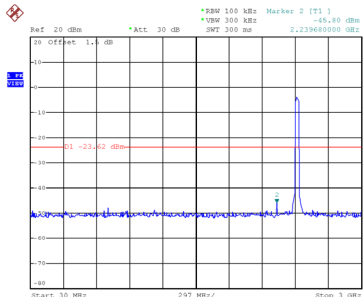
Date: 19.FEB.2020 20:20:50

Bandedge-CH09

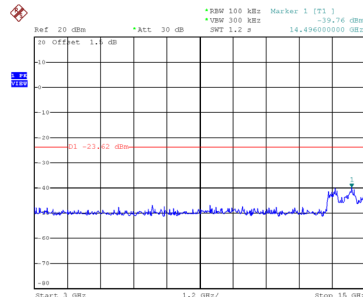


Date: 19.FEB.2020 20:25:41

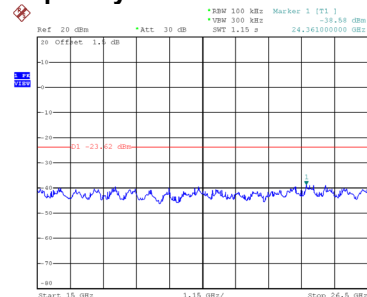
CH03 – 10th Harmonic of the fundamental frequency



Date: 19.FEB.2020 20:21:03

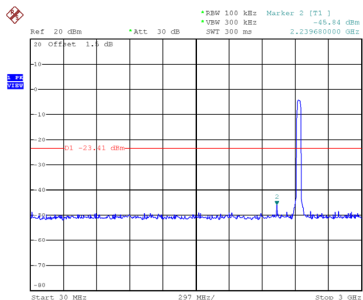


Date: 19.FEB.2020 20:21:10

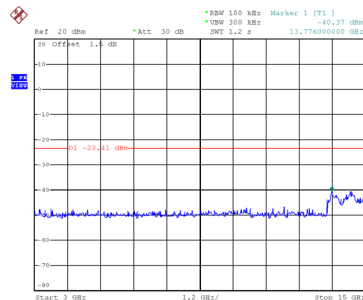


Date: 19.FEB.2020 20:21:18

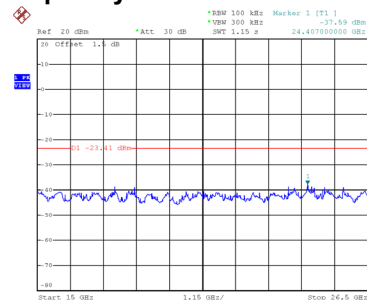
CH06 – 10th Harmonic of the fundamental frequency



Date: 19.FEB.2020 20:24:34

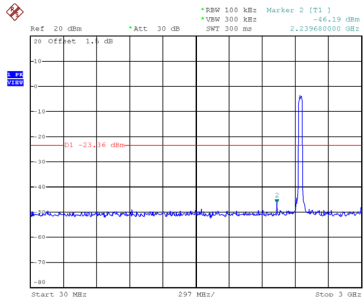


Date: 19.FEB.2020 20:24:41

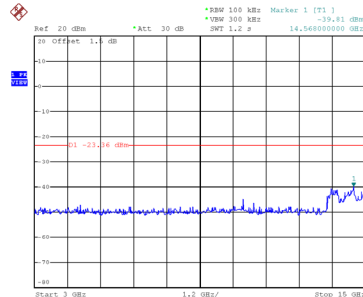


Date: 19.FEB.2020 20:24:48

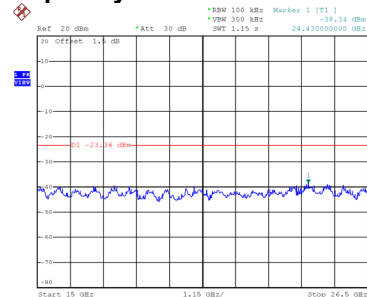
CH09 – 10th Harmonic of the fundamental frequency



Date: 19.FEB.2020 20:25:54



Date: 19.FEB.2020 20:26:01

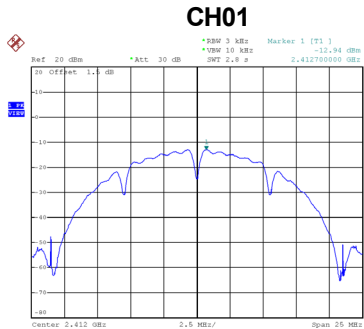


Date: 19.FEB.2020 20:26:08

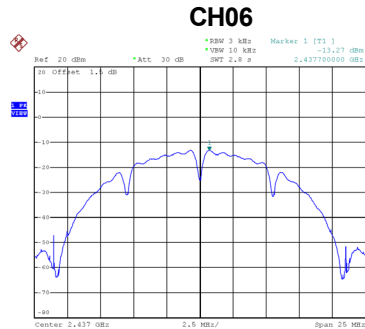
APPENDIX G - POWER SPECTRAL DENSITY

Test Mode	TX B Mode
-----------	-----------

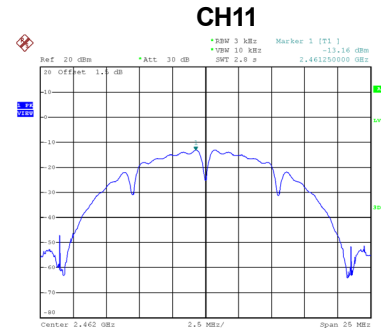
Channel	Frequency (MHz)	Power Spectral Density (dBm/3kHz)	Max. Limit (dBm/3kHz)	Result
01	2412	-12.94	8	Complies
06	2437	-13.27	8	Complies
11	2462	-13.16	8	Complies



Date: 19.FEB.2020 19:56:46



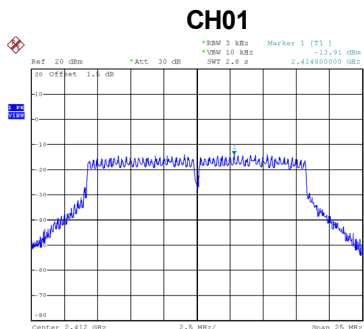
Date: 19.FEB.2020 20:02:20



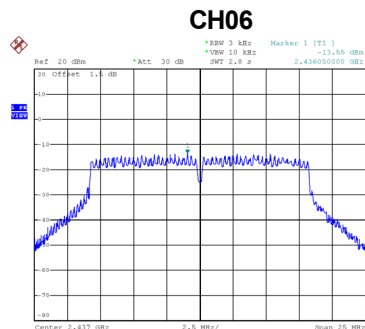
Date: 19.FEB.2020 20:05:50

Test Mode	TX G Mode
-----------	-----------

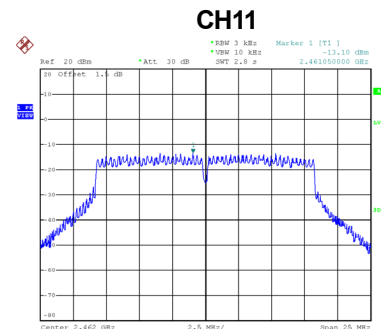
Channel	Frequency (MHz)	Power Spectral Density (dBm/3kHz)	Max. Limit (dBm/3kHz)	Result
01	2412	-13.91	8	Complies
06	2437	-13.55	8	Complies
11	2462	-13.10	8	Complies



Date: 19.FEB.2020 20:07:45



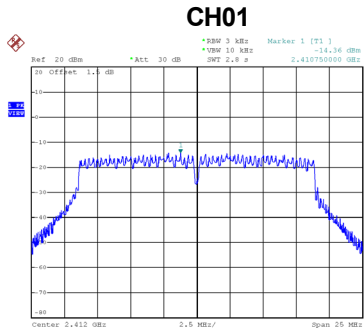
Date: 19.FEB.2020 20:09:12



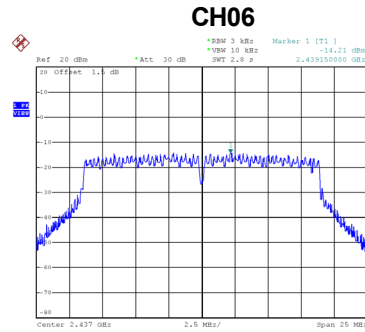
Date: 19.FEB.2020 20:10:56

Test Mode	TX N-20M Mode
-----------	---------------

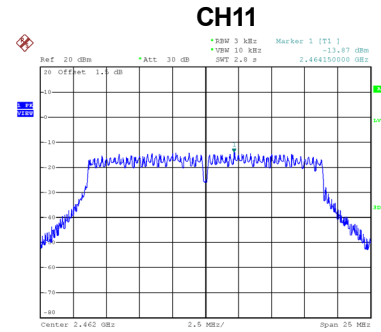
Channel	Frequency (MHz)	Power Spectral Density (dBm/3kHz)	Max. Limit (dBm/3kHz)	Result
01	2412	-14.36	8	Complies
06	2437	-14.21	8	Complies
11	2462	-13.87	8	Complies



Date: 19.FEB.2020 20:13:13



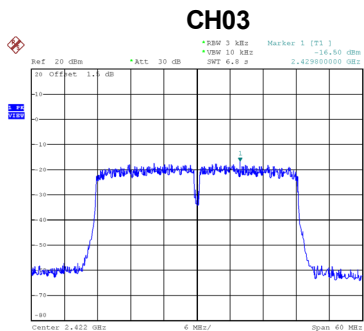
Date: 19.FEB.2020 20:16:10



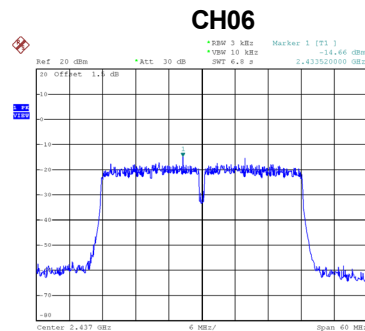
Date: 19.FEB.2020 20:17:43

Test Mode	TX N-40M Mode
-----------	---------------

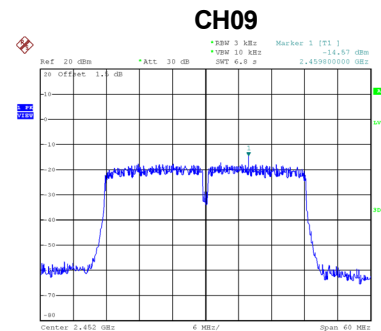
Channel	Frequency (MHz)	Power Spectral Density (dBm/3kHz)	Max. Limit (dBm/3kHz)	Result
03	2422	-16.50	8	Complies
06	2437	-14.66	8	Complies
09	2452	-14.57	8	Complies



Date: 19.FEB.2020 20:21:29



Date: 19.FEB.2020 20:24:59



Date: 19.FEB.2020 20:26:19

End of Test Report