

Attachment 1

➤ Test Setup Photograph


Test Mode : Mode 1: Transmit (Stand)

Description : Front View of Conducted Emission Test Setup



Test Mode : Mode 1: Transmit (Stand)


Description : Back View of Conducted Emission Test Setup



<Radiated Emission>

Test Mode : Mode 1: Transmit (Stand)

Description : Front View of Radiated Emission Test Setup (Bi-Log)




Test Mode : Mode 1: Transmit (Stand)

Description : Back View of Radiated Emission Test Setup (Bi-Log)



Test Mode : Mode 2: Transmit (Wall mount)
Description : Front View of Radiated Emission Test Setup (Bi-Log)



Test Mode : Mode 2: Transmit (Wall mount)
Description : Back View of Radiated Emission Test Setup (Bi-Log)



Test Mode : Mode 1: Transmit (Stand)

Description : Front View of Radiated Emission Test Setup (Horn)



Test Mode : Mode 1: Transmit (Stand)

Description : Back View of Radiated Emission Test Setup (Horn)



Test Mode : Mode 2: Transmit (Wall mount)

Description : Front View of Radiated Emission Test Setup (Horn)



Test Mode : Mode 2: Transmit (Wall mount)

Description : Back View of Radiated Emission Test Setup (Horn)

