

## Attachment 1

### ➤ Test Setup Photograph


Test Mode : Mode 1: Transmit (Stand)

Description : Front View of Conducted Emission Test Setup



Test Mode : Mode 1: Transmit (Stand)


Description : Back View of Conducted Emission Test Setup



**<Radiated Emission>**

Test Mode : Mode 1: Transmit (Stand)

Description : Front View of Radiated Emission Test Setup (Bi-Log)




Test Mode : Mode 1: Transmit (Stand)

Description : Back View of Radiated Emission Test Setup (Bi-Log)



Test Mode : Mode 2: Transmit (Wall mount)

Description : Front View of Radiated Emission Test Setup (Bi-Log)



Test Mode : Mode 2: Transmit (Wall mount)

Description : Back View of Radiated Emission Test Setup (Bi-Log)



Test Mode : Mode 1: Transmit (Stand)

Description : Front View of Radiated Emission Test Setup (Horn)



Test Mode : Mode 1: Transmit (Stand)

Description : Back View of Radiated Emission Test Setup (Horn)



Test Mode : Mode 2: Transmit (Wall mount)

Description : Front View of Radiated Emission Test Setup (Horn)



Test Mode : Mode 2: Transmit (Wall mount)

Description : Back View of Radiated Emission Test Setup (Horn)

