






8 APPENDIX I PHOTOGRAPHS OF TEST SETUP

**Radiated Emissions Setup Photos
Below 1GHz
LAN Mode**





Wifi Mode






Above 1GHz





Conducted Emissions Setup Photo





Powerline Conducted Emissions Setup Photos

LAN Mode





Wifi Mode

