



Non-Beamforming

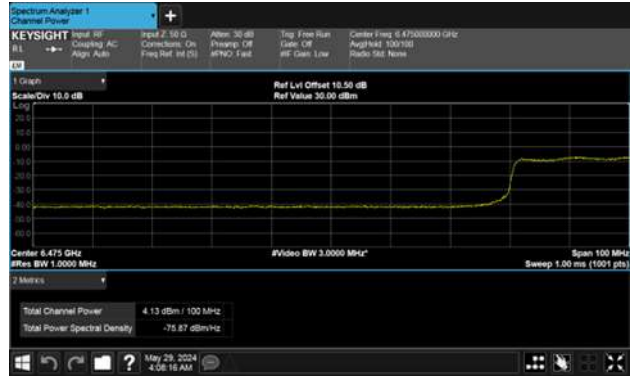
Within 6425-6525MHz Band, Straddle Channel
Modulation Type: 802.11ax HE40(14.6Mbps)
CH115

Modulation Type: 802.11ax HE80(30.6Mbps)
CH119

ANT 5



ANT 5



ANT 6

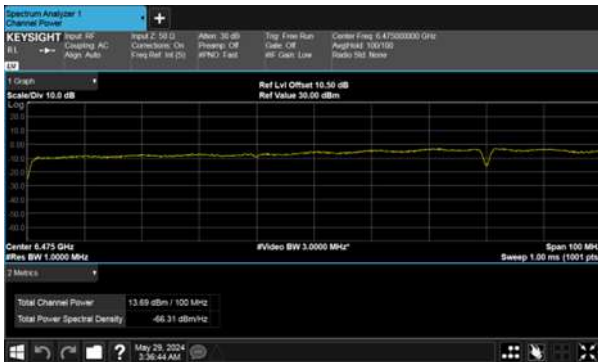


ANT 6





Within 6425-6525MHz Band, Straddle Channel
Modulation Type: 802.11ax HE160(61.3Mbps)
CH111
ANT 5



ANT 6





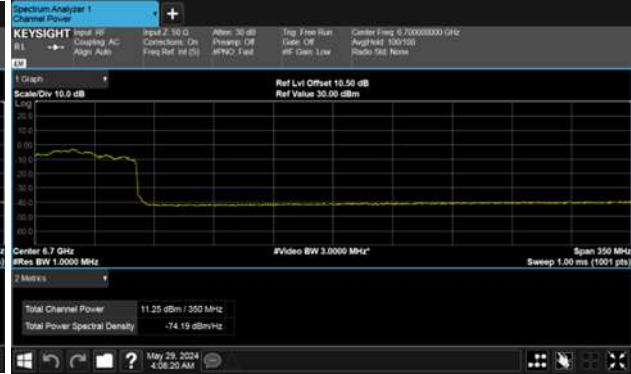
Extends across 6525MHz, Straddle Channel
Modulation Type: 802.11ax HE40(14.6Mbps)
CH115

Modulation Type: 802.11ax HE80(30.6Mbps)
CH119

ANT 5



ANT 5



ANT 6



ANT 6





Extends across 6525MHz, Straddle Channel
Modulation Type: 802.11ax HE160(61.3Mbps)
CH111
ANT 5



ANT 6

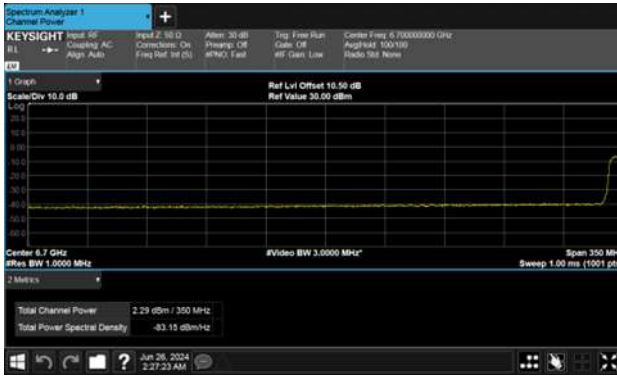




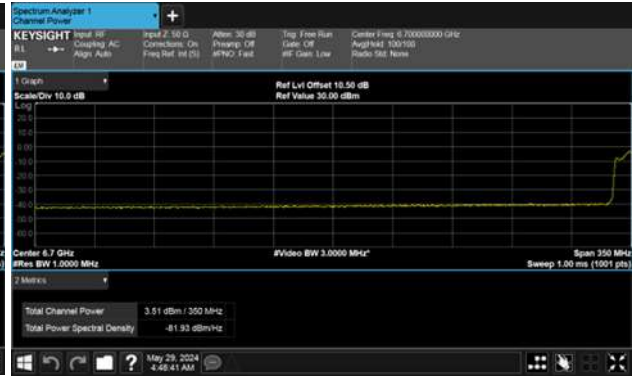
Within 6525-6875MHz Band, Straddle Channel
Modulation Type: 802.11a (7.3Mbps)
CH185

Modulation Type: 802.11ax HE20(7.3Mbps)
CH185

ANT 5



ANT 5



ANT 6



ANT 6

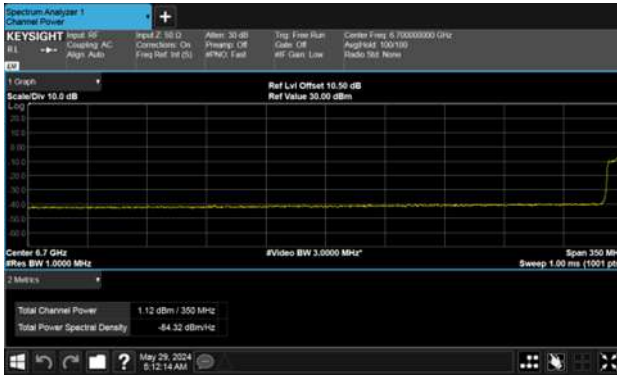




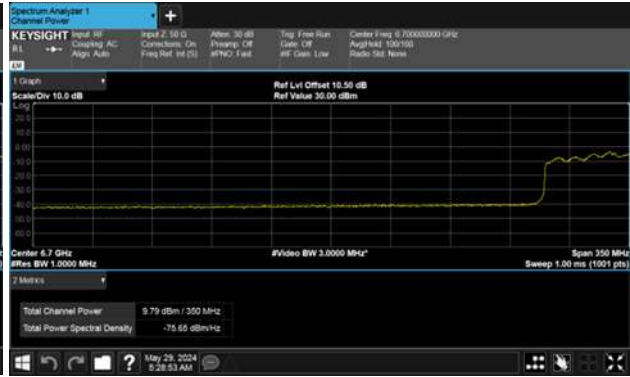
Within 6525-6875MHz Band, Straddle Channel
Modulation Type: 802.11ax HE40(14.6Mbps)
CH187

Modulation Type: 802.11ax HE80(30.6Mbps)
CH183

ANT 5



ANT 5



ANT 6



ANT 6





Within 6525-6875MHz Band, Straddle Channel
Modulation Type: 802.11ax HE160(61.3Mbps)
CH175

ANT 5



ANT 6

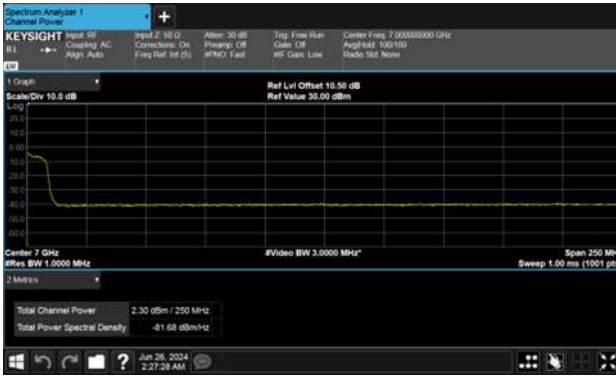




Extends across 6875MHz, Straddle Channel
Modulation Type: 802.11a (7.3Mbps)
CH185

Modulation Type: 802.11ax HE20(7.3Mbps)
CH185

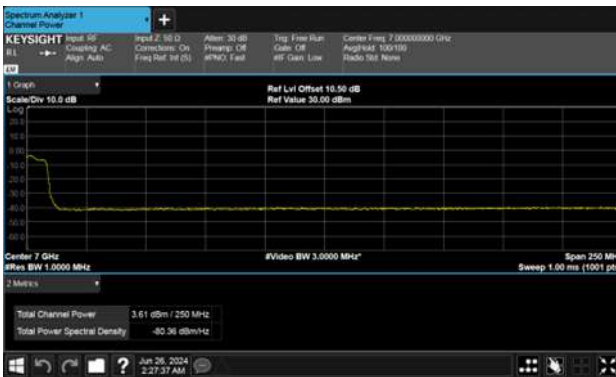
ANT 5



ANT 5



ANT 6



ANT 6

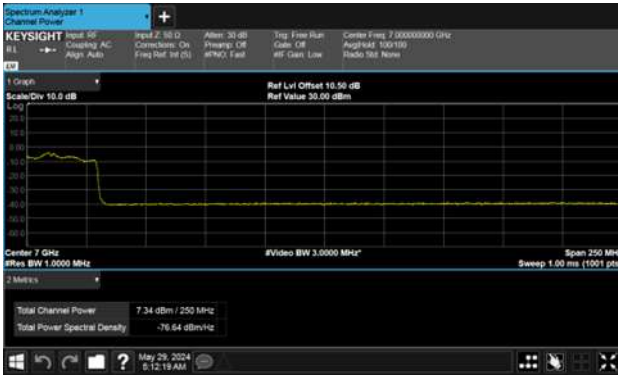




Extends across 6875MHz, Straddle Channel
Modulation Type: 802.11ax HE40(14.6Mbps)
CH187

Modulation Type: 802.11ax HE80(30.6Mbps)
CH183

ANT 5



ANT 5



ANT 6



ANT 6





Extends across 6875MHz, Straddle Channel
Modulation Type: 802.11ax HE160(61.3Mbps)
CH175

ANT 5



ANT 6



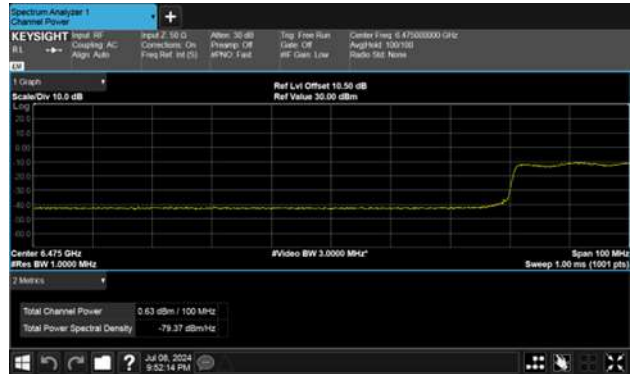


Beamforming
Within 6425-6525MHz Band, Straddle Channel
Modulation Type: 802.11ax HE40(14.6Mbps)
CH115

Modulation Type: 802.11ax HE80(30.6Mbps)
CH119

ANT 5

ANT 5



ANT 6

ANT 6





Within 6425-6525MHz Band, Straddle Channel
Modulation Type: 802.11ax HE160(61.3Mbps)
CH111
ANT 5



ANT 6





Extends across 6525MHz, Straddle Channel
Modulation Type: 802.11ax HE40(14.6Mbps)
CH115

Modulation Type: 802.11ax HE80(30.6Mbps)
CH119

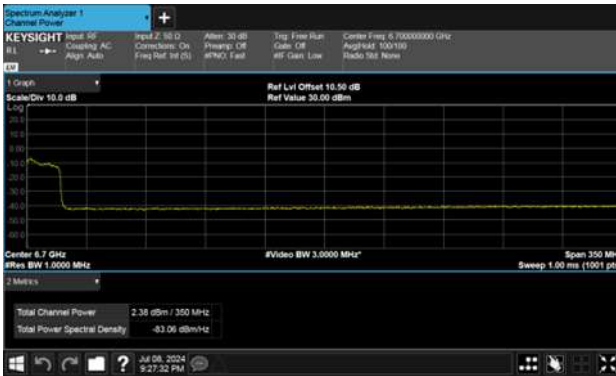
ANT 5



ANT 5



ANT 6



ANT 6





Extends across 6525MHz, Straddle Channel
Modulation Type: 802.11ax HE160(61.3Mbps)
CH111
ANT 5



ANT 6





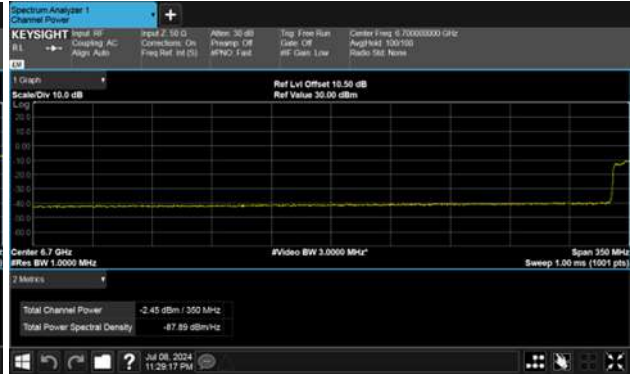
Within 6525-6875MHz Band, Straddle Channel
Modulation Type: 802.11ax HE20(7.3Mbps)
CH185

Modulation Type: 802.11ax HE40(14.6Mbps)
CH187

ANT 5



ANT 5



ANT 6



ANT 6





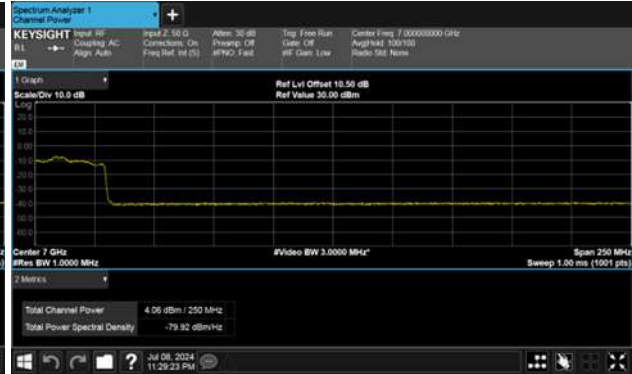
Extends across 6875MHz, Straddle Channel
Modulation Type: 802.11ax HE20(7.3Mbps)
CH185

Modulation Type: 802.11ax HE40(14.6Mbps)
CH187

ANT 5



ANT 5



ANT 6



ANT 6





Extends across 6875MHz, Straddle Channel
Modulation Type: 802.11ax HE80(30.6Mbps)
CH183

Modulation Type: 802.11ax HE160(61.3Mbps)
CH175

ANT 5



ANT 5



ANT 6



ANT 6





10. Peak Power Spectral Density (E.I.R.P.)

10.1. Test Limit

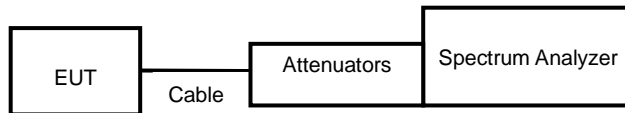
Frequency Band		Limit
<input checked="" type="checkbox"/>	5.925~6.425GHz	
Operating Mode		
<input type="checkbox"/>	For standard power access point and fixed client device :	e.i.r.p PSD < 23 dBm/MHz.
<input checked="" type="checkbox"/>	For indoor access point :	e.i.r.p PSD < 5 dBm/MHz.
<input type="checkbox"/>	For subordinate device control of an indoor access point :	e.i.r.p PSD < 5 dBm/MHz.
<input type="checkbox"/>	For client device control of a standard power access point:	e.i.r.p PSD < 17 dBm/MHz.
<input type="checkbox"/>	For client device control of an indoor access point:	e.i.r.p PSD < -1 dBm/MHz.
<input type="checkbox"/>	For very low power devices	e.i.r.p PSD < -5 dBm/MHz.
<input checked="" type="checkbox"/>	6.425-6.525 GHz	
Operating Mode		
<input checked="" type="checkbox"/>	For indoor access point	e.i.r.p PSD < 5 dBm/MHz.
<input type="checkbox"/>	For client device control of an indoor access point ::	e.i.r.p PSD < -1 dBm/MHz.
<input checked="" type="checkbox"/>	6.525~6.875 GHz	
Operating Mode		
<input type="checkbox"/>	For standard power access point and fixed client device :	e.i.r.p PSD < 23 dBm/MHz.
<input checked="" type="checkbox"/>	For indoor access point :	e.i.r.p PSD < 5 dBm/MHz.
<input type="checkbox"/>	For subordinate device control of an indoor access point :	e.i.r.p PSD < 5 dBm/MHz.
<input type="checkbox"/>	For client device control of a standard power access point:	e.i.r.p PSD < 17 dBm/MHz.
<input type="checkbox"/>	For client device control of an indoor access point:	e.i.r.p PSD < -1 dBm/MHz.
<input type="checkbox"/>	For very low power devices	e.i.r.p PSD < -5 dBm/MHz.
<input checked="" type="checkbox"/>	6.875-7.125 GHz	
Operating Mode		
<input checked="" type="checkbox"/>	For indoor access point	e.i.r.p PSD < 5 dBm/MHz.
<input type="checkbox"/>	For client device control of an indoor access point ::	e.i.r.p PSD < -1 dBm/MHz.



10.2. Test Procedure

Reference to KDB789033 D02 General UNII Test Procedures New Rules v02r01

10.3. Test Setup Layout





10.4. Test Result and Data

U-NII-5

Modulation Type	Data Rate	Channel	Frequency (MHz)	Measured value of each antenna port (dBm/MHz)		W/O duty factor Total PSD (dBm/MHz)	Duty Cycle CF(dB)	Antenna Gain (dBi)	Total Corr'd EIRP PSD (dBm/MHz)	E.I.R.P PSD Limit (dBm/MHz)
				ANT 5	ANT 6					
11a	6 Mbps	1	5955	-3.67	-3.06	-0.34	0.00	5.30	4.96	5.00
11a	6 Mbps	45	6175	-3.67	-3.29	-0.46	0.00	5.30	4.84	5.00
11a	6 Mbps	93	6415	-3.06	-3.73	-0.37	0.00	5.30	4.93	5.00
11ax HE20	NSS1-MCS0	1	5955	-3.82	-3.97	-0.88	0.00	5.30	4.42	5.00
11ax HE20	NSS1-MCS0	45	6175	-3.22	-3.45	-0.32	0.00	5.30	4.98	5.00
11ax HE20	NSS1-MCS0	93	6415	-3.39	-4.65	-0.96	0.00	5.30	4.34	5.00
11ax HE40	NSS1-MCS0	3	5965	-3.40	-3.25	-0.32	0.00	5.30	4.98	5.00
11ax HE40	NSS1-MCS0	43	6165	-3.73	-3.58	-0.64	0.00	5.30	4.66	5.00
11ax HE40	NSS1-MCS0	91	6405	-3.17	-3.86	-0.49	0.00	5.30	4.81	5.00
11ax HE80	NSS1-MCS0	7	5985	-3.26	-3.42	-0.33	0.00	5.30	4.97	5.00
11ax HE80	NSS1-MCS0	39	6145	-3.74	-3.75	-0.74	0.00	5.30	4.56	5.00
11ax HE80	NSS1-MCS0	87	6385	-2.83	-4.43	-0.55	0.00	5.30	4.75	5.00
11ax HE160	NSS1-MCS0	15	6025	-3.81	-3.31	-0.54	0.00	5.30	4.76	5.00
11ax HE160	NSS1-MCS0	47	6185	-3.19	-3.61	-0.38	0.00	5.30	4.92	5.00
11ax HE160	NSS1-MCS0	79	6345	-3.63	-4.08	-0.84	0.00	5.30	4.46	5.00

U-NII-6

Modulation Type	Data Rate	Channel	Frequency (MHz)	Measured value of each antenna port (dBm/MHz)		W/O duty factor Total PSD (dBm/MHz)	Duty Cycle CF(dB)	Antenna Gain (dBi)	Total Corr'd EIRP PSD (dBm/MHz)	E.I.R.P PSD Limit (dBm/MHz)
				ANT 5	ANT 6					
11a	6 Mbps	97	6435	-3.65	-3.69	-0.65	0.00	5.10	4.45	5.00
11a	6 Mbps	105	6475	-2.90	-3.60	-0.22	0.00	5.10	4.88	5.00
11a	6 Mbps	113	6515	-3.24	-4.28	-0.72	0.00	5.10	4.38	5.00
11ax HE20	NSS1-MCS0	97	6435	-2.72	-4.32	-0.43	0.00	5.10	4.67	5.00
11ax HE20	NSS1-MCS0	105	6475	-2.67	-4.91	-0.64	0.00	5.10	4.46	5.00
11ax HE20	NSS1-MCS0	113	6515	-2.35	-4.24	-0.18	0.00	5.10	4.92	5.00
11ax HE40	NSS1-MCS0	99	6445	-2.85	-3.81	-0.29	0.00	5.10	4.81	5.00
11ax HE40	NSS1-MCS0	107	6485	-2.43	-4.29	-0.25	0.00	5.10	4.85	5.00
11ax HE80	NSS1-MCS0	103	6465	-3.05	-3.99	-0.48	0.00	5.10	4.62	5.00



U-NII-7

Modulation Type	Data Rate	Channel	Frequency (MHz)	Measured value of each antenna port (dBm/MHz)		W/O duty factor Total PSD (dBm/MHz)	Duty Cycle CF(dB)	Antenna Gain (dBi)	Total Corr'd EIRP PSD (dBm/MHz)	E.I.R.P PSD Limit (dBm/MHz)
				ANT 5	ANT 6					
11a	6 Mbps	117	6535	-2.93	-4.12	-0.47	0.00	5.10	4.63	5.00
11a	6 Mbps	153	6715	-3.47	-3.08	-0.26	0.00	5.10	4.84	5.00
11a	6 Mbps	181	6855	-3.79	-3.27	-0.51	0.00	5.10	4.59	5.00
11ax HE20	NSS1-MCS0	117	6535	-2.62	-4.79	-0.56	0.00	5.10	4.54	5.00
11ax HE20	NSS1-MCS0	153	6715	-2.82	-3.48	-0.13	0.00	5.10	4.97	5.00
11ax HE20	NSS1-MCS0	181	6855	-3.43	-4.23	-0.81	0.00	5.10	4.29	5.00
11ax HE40	NSS1-MCS0	123	6565	-2.93	-4.39	-0.59	0.00	5.10	4.51	5.00
11ax HE40	NSS1-MCS0	155	6725	-2.84	-3.79	-0.28	0.00	5.10	4.82	5.00
11ax HE40	NSS1-MCS0	179	6845	-2.85	-3.54	-0.17	0.00	5.10	4.93	5.00
11ax HE80	NSS1-MCS0	135	6625	-2.73	-4.03	-0.32	0.00	5.10	4.78	5.00
11ax HE80	NSS1-MCS0	151	6705	-3.21	-3.99	-0.57	0.00	5.10	4.53	5.00
11ax HE80	NSS1-MCS0	167	6785	-2.82	-3.73	-0.24	0.00	5.10	4.86	5.00
11ax HE160	NSS1-MCS0	143	6665	-2.65	-4.73	-0.56	0.00	5.10	4.54	5.00

U-NII-8

Modulation Type	Data Rate	Channel	Frequency (MHz)	Measured value of each antenna port (dBm/MHz)		W/O duty factor Total PSD (dBm/MHz)	Duty Cycle CF(dB)	Antenna Gain (dBi)	Total Corr'd EIRP PSD (dBm/MHz)	E.I.R.P PSD Limit (dBm/MHz)
				ANT 5	ANT 6					
11a	6 Mbps	189	6895	-4.18	-2.93	-0.50	0.00	5.30	4.80	5.00
11a	6 Mbps	213	7015	-3.38	-3.25	-0.31	0.00	5.30	4.99	5.00
11a	6 Mbps	229	7095	-3.45	-3.86	-0.64	0.00	5.30	4.66	5.00
11a	6 Mbps	233	7115	-3.48	-3.38	-0.42	0.00	5.30	4.88	5.00
11ax HE20	NSS1-MCS0	189	6895	-3.38	-3.50	-0.43	0.00	5.30	4.87	5.00
11ax HE20	NSS1-MCS0	213	7015	-4.03	-3.17	-0.57	0.00	5.30	4.73	5.00
11ax HE20	NSS1-MCS0	229	7095	-3.33	-3.52	-0.41	0.00	5.30	4.89	5.00
11ax HE20	NSS1-MCS0	233	7115	-17.33	-18.34	-14.80	0.00	5.30	-9.50	5.00
11ax HE40	NSS1-MCS0	195	6925	-3.87	-2.99	-0.40	0.00	5.30	4.90	5.00
11ax HE40	NSS1-MCS0	211	7005	-4.22	-3.35	-0.75	0.00	5.30	4.55	5.00
11ax HE40	NSS1-MCS0	227	7085	-3.55	-3.93	-0.72	0.00	5.30	4.58	5.00
11ax HE80	NSS1-MCS0	199	6945	-3.70	-3.12	-0.39	0.00	5.30	4.91	5.00
11ax HE80	NSS1-MCS0	215	7025	-3.43	-3.28	-0.34	0.00	5.30	4.96	5.00
11ax HE160	NSS1-MCS0	207	6985	-3.64	-3.54	-0.58	0.00	5.30	4.72	5.00



Maximum Conducted PSD (Within 6425-6525MHz band)

Setting	Modulation Type	Data Rate	Frequency (MHz)	W/O Duty Factor Measured value of each antenna port (dBm/MHz)		W/O duty factor Total PSD (dBm/MHz)	Duty Factor (dB)	Antenna Gain (dBi)	Total Corr'd EIRP PSD (dBm/MHz)	E.I.R.P PSD Limit (dBm/MHz)
				ANT 5	ANT 6					
9.5	11ax HE40	NSS1-MCS0	6525	-2.83	-4.75	-0.67	0.00	5.10	4.43	5.00
12	11ax HE80	NSS1-MCS0	6545	-6.92	-7.91	-4.38	0.00	5.10	0.72	5.00
14.5	11ax HE160	NSS1-MCS0	6505	-2.83	-3.81	-0.28	0.00	5.10	4.82	5.00

Maximum Conducted PSD (Extends across 6525MHz band)

Setting	Modulation Type	Data Rate	Frequency (MHz)	W/O Duty Factor Measured value of each antenna port (dBm/MHz)		W/O duty factor Total PSD (dBm/MHz)	Duty Factor (dB)	Antenna Gain (dBi)	Total Corr'd EIRP PSD (dBm/MHz)	E.I.R.P PSD Limit (dBm/MHz)
				ANT 5	ANT 6					
9.5	11ax HE40	NSS1-MCS0	6525	-2.85	-4.03	-0.39	0.00	5.10	4.71	5.00
12	11ax HE80	NSS1-MCS0	6545	-2.68	-4.12	-0.33	0.00	5.10	4.77	5.00
14.5	11ax HE160	NSS1-MCS0	6505	-3.95	-5.80	-1.76	0.00	5.10	3.34	5.00



Maximum Conducted PSD (Within 6525-6875MHz band)									
Modulation Type	Data Rate	Frequency (MHz)	W/O Duty Factor Measured value of each antenna port (dBm/MHz)		W/O duty factor Total PSD (dBm/MHz)	Duty Factor (dB)	Antenna Gain (dBi)	Total Corr'd EIRP PSD (dBm/MHz)	E.I.R.P PSD Limit (dBm/MHz)
			ANT 5	ANT 6					
11a	6 Mbps	6875	-3.75	-4.23	-0.97	0.00	5.10	4.13	5.00
11ax HE20	NSS1-MCS0	6875	-3.36	-4.58	-0.92	0.00	5.10	4.18	5.00
11ax HE40	NSS1-MCS0	6885	-6.50	-5.62	-3.03	0.00	5.10	2.07	5.00
11ax HE80	NSS1-MCS0	6865	-3.58	-3.30	-0.43	0.00	5.10	4.67	5.00
11ax HE160	NSS1-MCS0	6825	-3.34	-3.40	-0.36	0.00	5.10	4.74	5.00

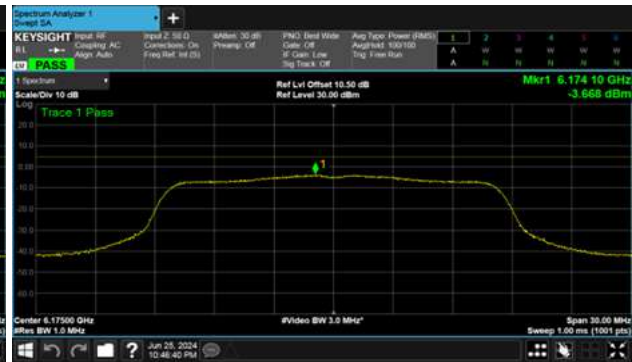
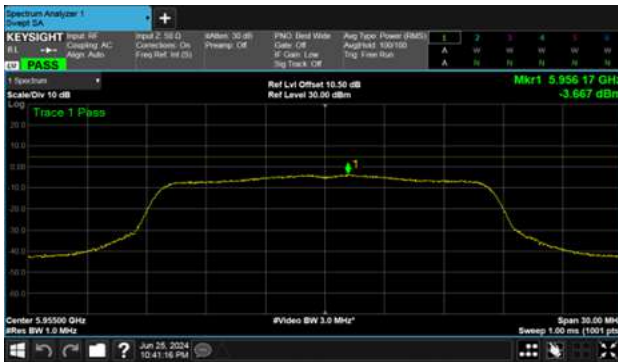
Maximum Conducted PSD (Extends across 6875MHz band)									
Modulation Type	Data Rate	Frequency (MHz)	W/O Duty Factor Measured value of each antenna port (dBm/MHz)		W/O duty factor Total PSD (dBm/MHz)	Duty Factor (dB)	Antenna Gain (dBi)	Total Corr'd EIRP PSD (dBm/MHz)	E.I.R.P PSD Limit (dBm/MHz)
			ANT 5	ANT 6					
11a	6 Mbps	6875	-4.37	-3.23	-0.75	0.00	5.30	4.55	5.00
11ax HE20	NSS1-MCS0	6875	-3.71	-3.14	-0.40	0.00	5.30	4.90	5.00
11ax HE40	NSS1-MCS0	6885	-3.73	-3.15	-0.42	0.00	5.30	4.88	5.00
11ax HE80	NSS1-MCS0	6865	-5.53	-5.96	-2.73	0.00	5.30	2.57	5.00
11ax HE160	NSS1-MCS0	6825	-9.80	-10.39	-7.08	0.00	5.30	-1.78	5.00



U-NII-5

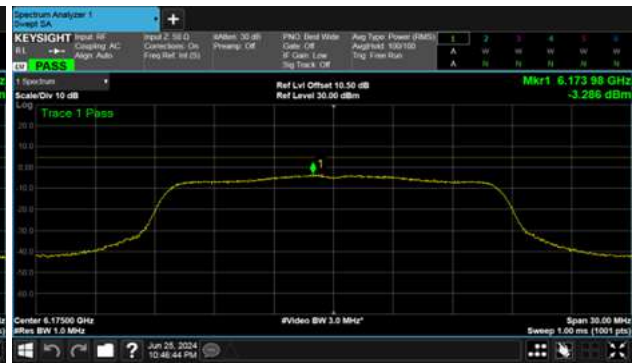
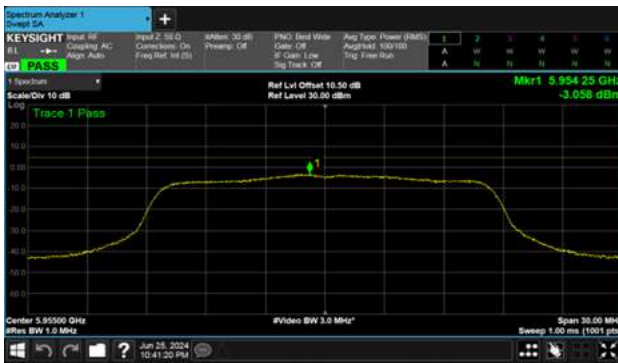
Modulation Type: 802.11a CH01
ANT 5

Modulation Type: 802.11a CH45
ANT 5



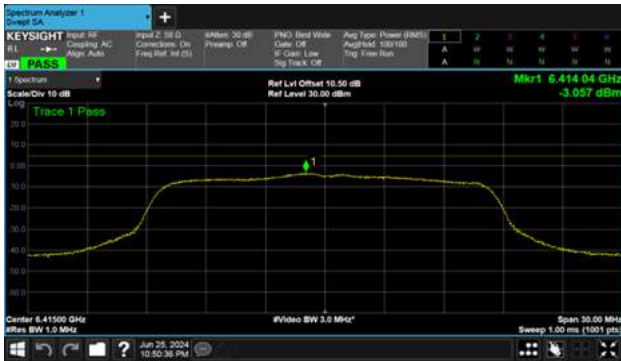
ANT 6

ANT 6

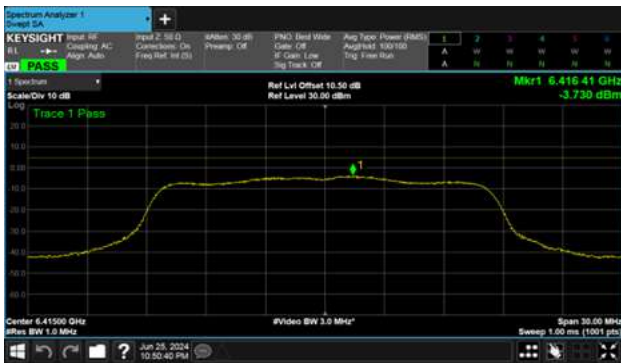




Modulation Type: 802.11a CH93
ANT 5

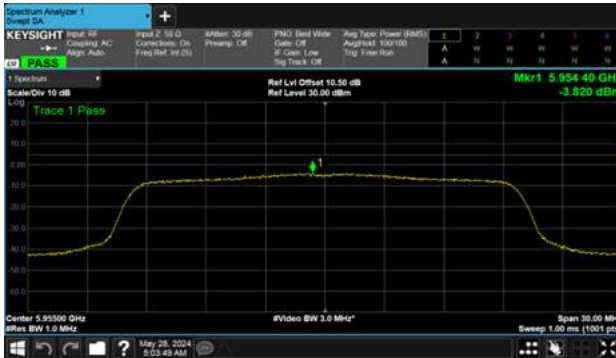


ANT 6

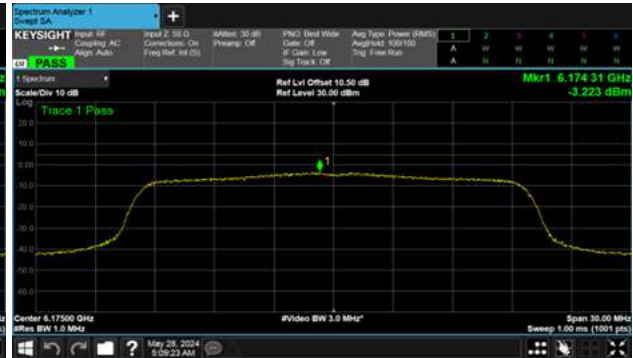




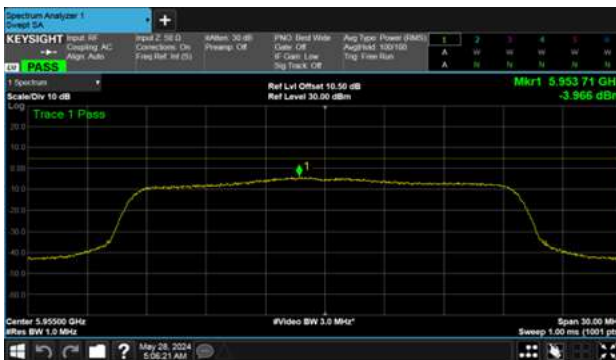
Modulation Type: 802.11ax HE20 CH01
ANT 5



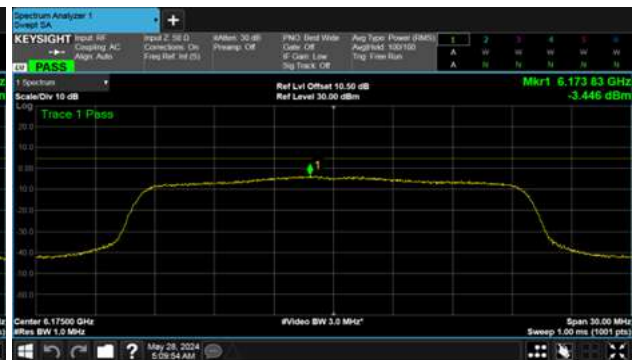
Modulation Type: 802.11ax HE20 CH45
ANT 5



ANT 6

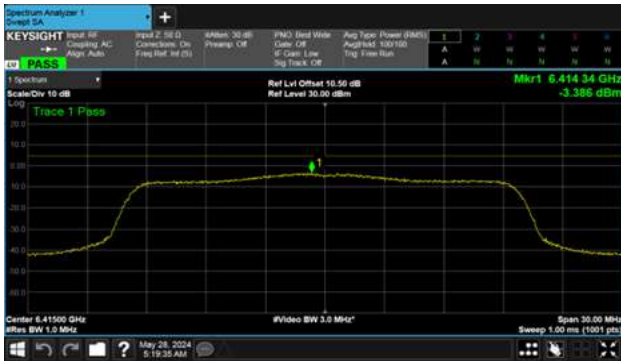


ANT 6

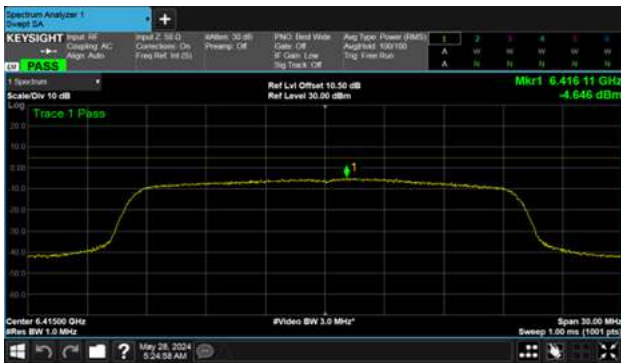




Modulation Type: 802.11ax HE20 CH93
ANT 5

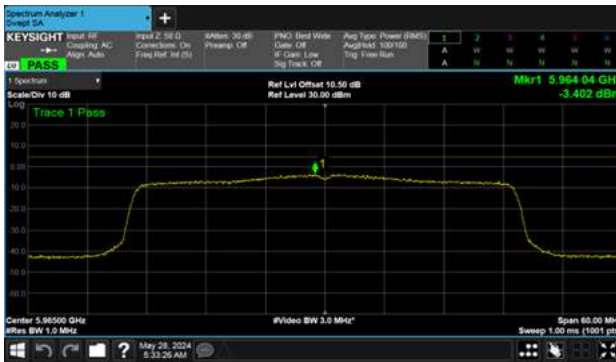


ANT 6

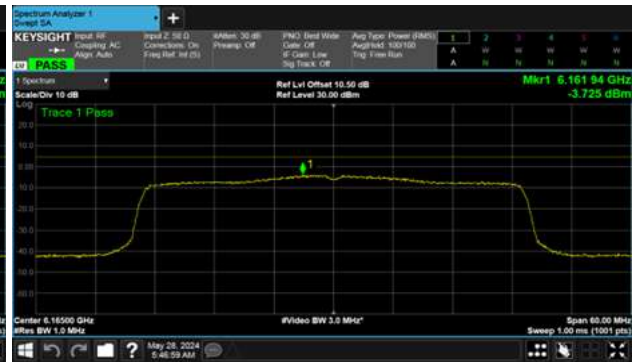




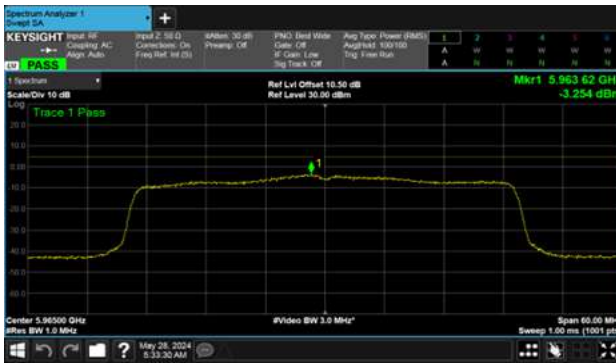
Modulation Type: 802.11ax HE40 CH03
ANT 5



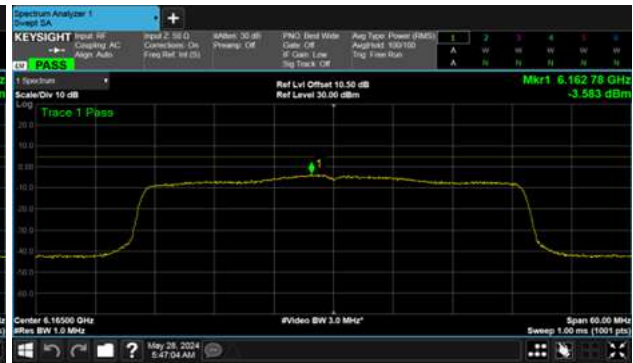
Modulation Type: 802.11ax HE40 CH43
ANT 5



ANT 6

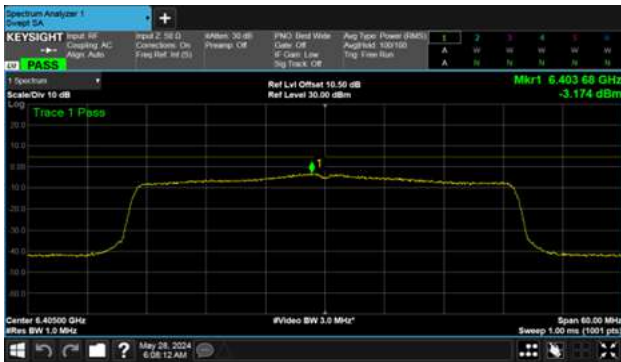


ANT 6

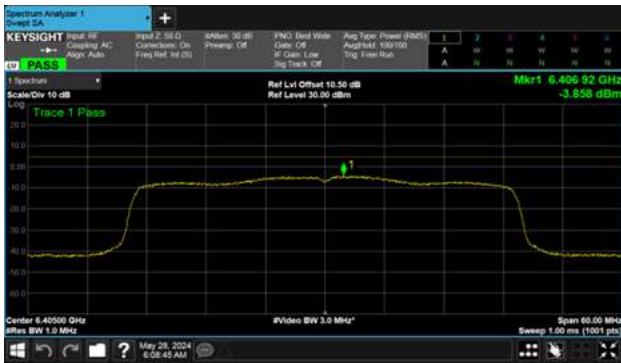




Modulation Type: 802.11ax HE40 CH91
ANT 5

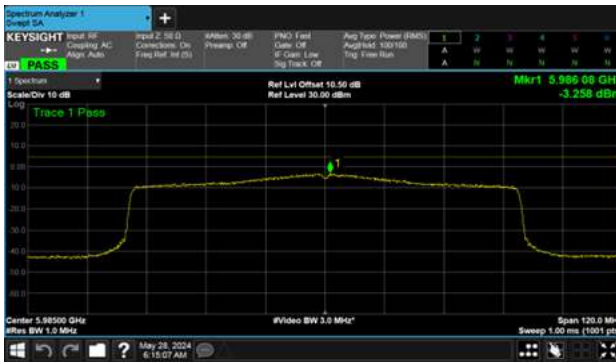


ANT 6

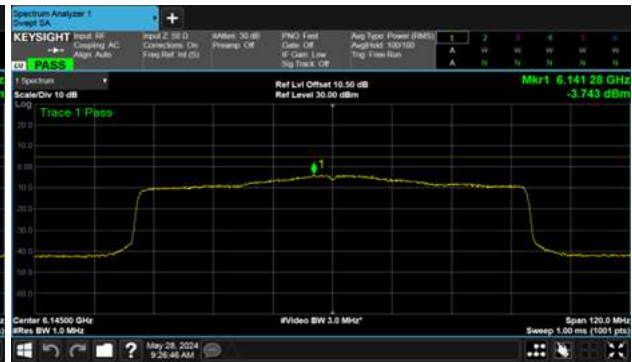




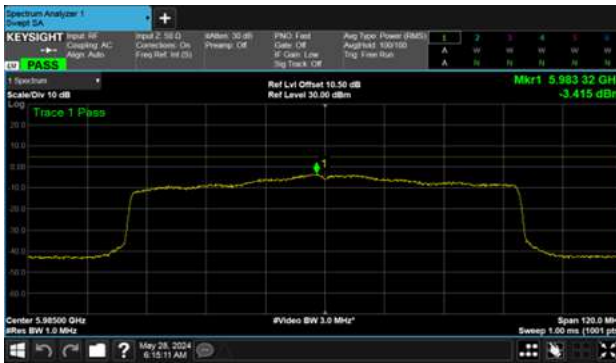
Modulation Type: 802.11ax HE80 CH07
ANT 5



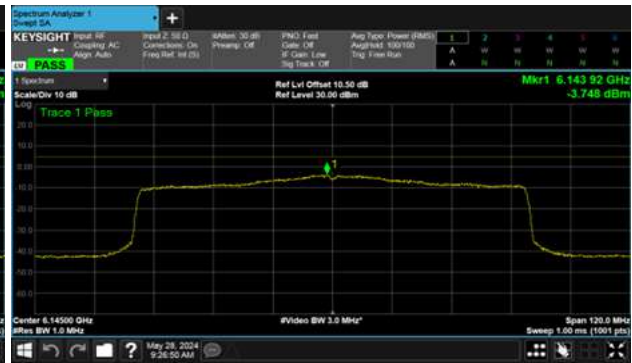
Modulation Type: 802.11ax HE80 CH39
ANT 5



ANT 6

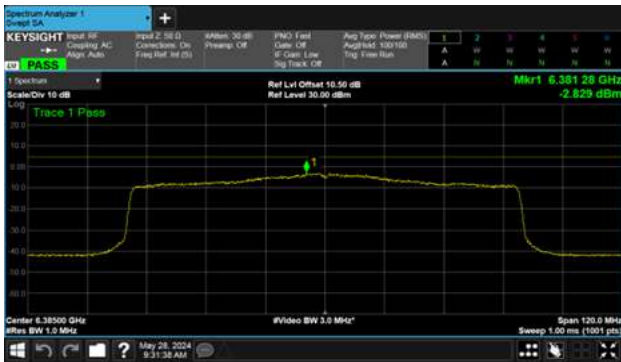


ANT 6





Modulation Type: 802.11ax HE80 CH87
ANT 5

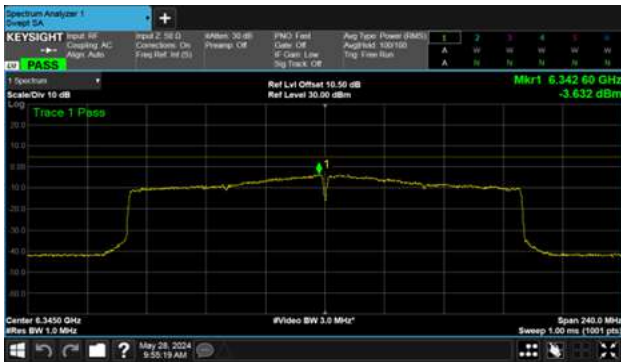


ANT 6

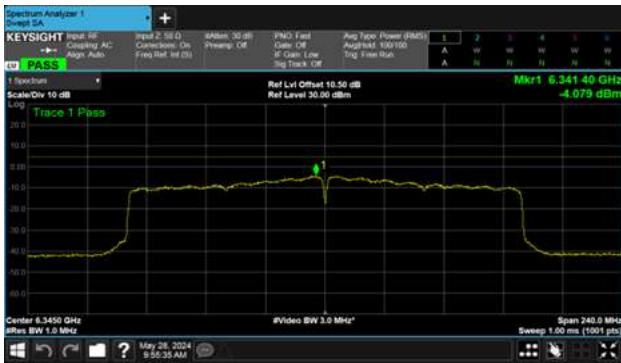




Modulation Type: 802.11ax HE160 CH79
ANT 5



ANT 6

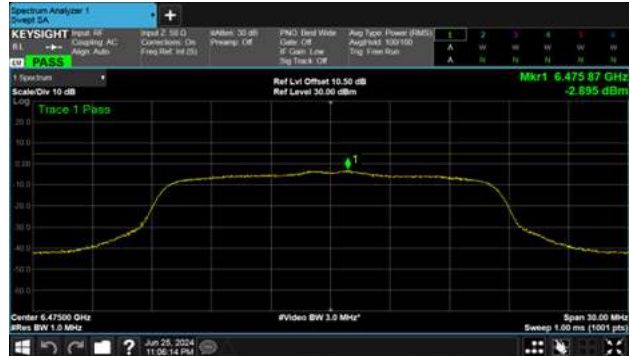
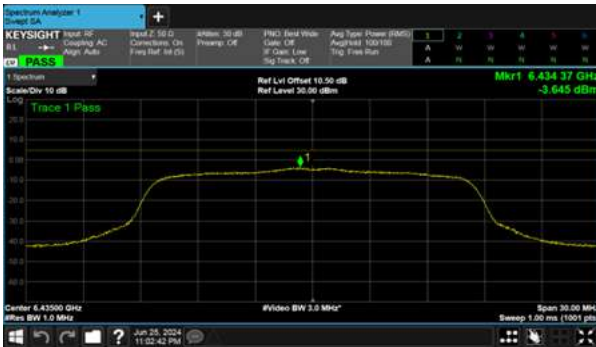




U-NII-6

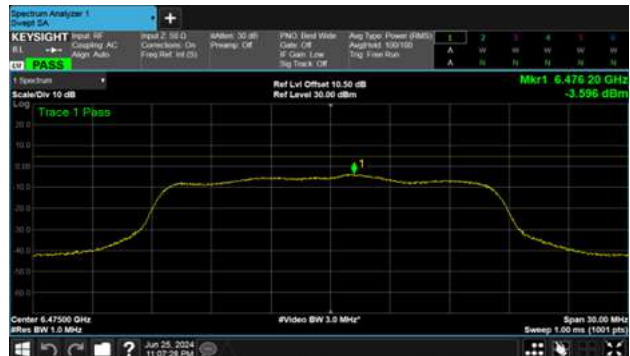
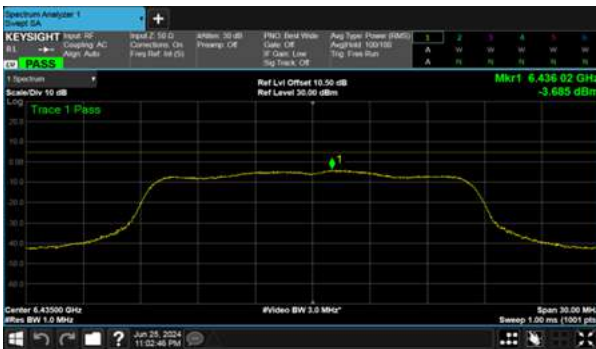
Modulation Type: 802.11a CH97
ANT 5

Modulation Type: 802.11a CH105
ANT 5



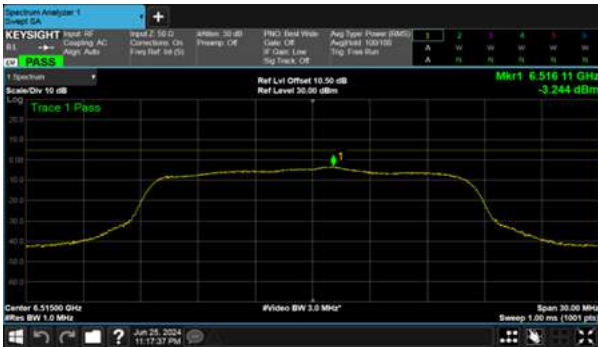
ANT 6

ANT 6

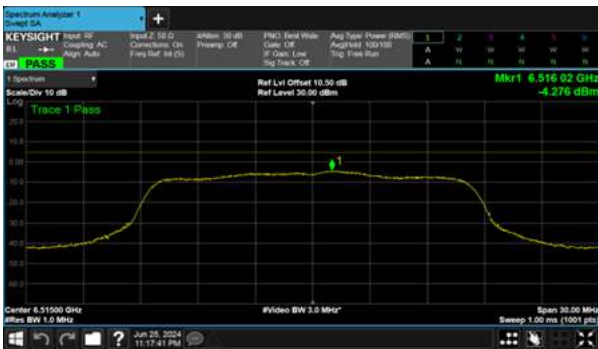




Modulation Type: 802.11a CH113
ANT 5

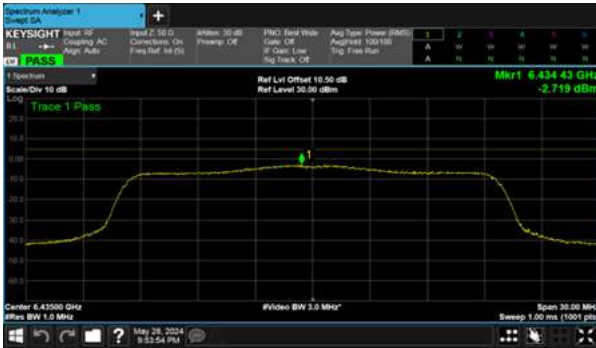


ANT 6

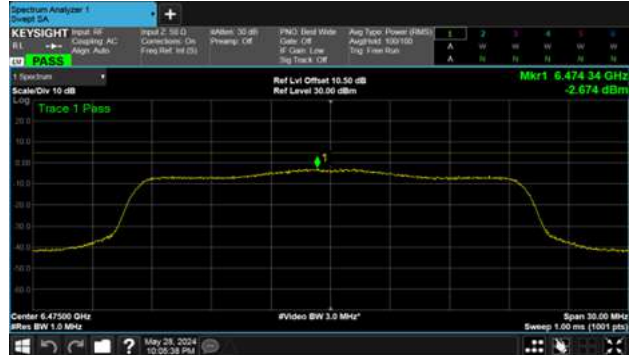




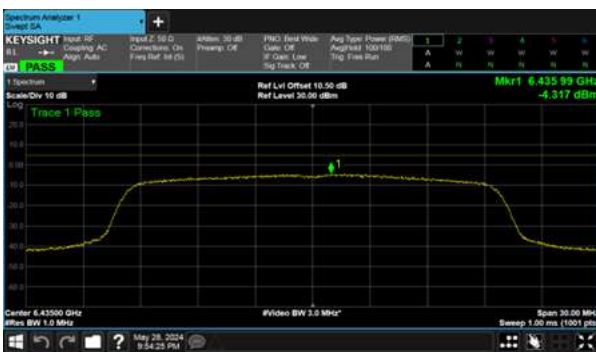
Modulation Type: 802.11ax HE20 CH97
ANT 5



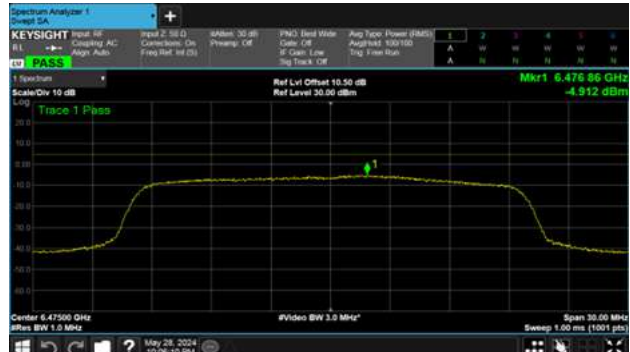
Modulation Type: 802.11ax HE20 CH105
ANT 5



ANT 6

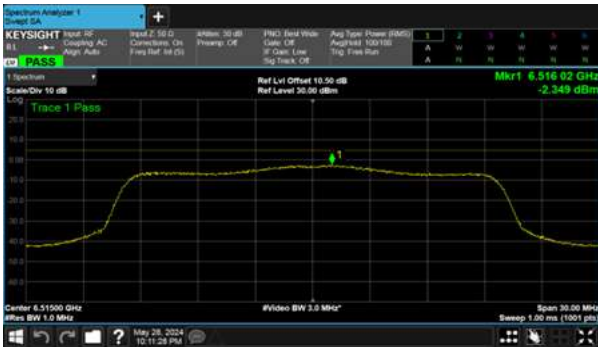


ANT 6

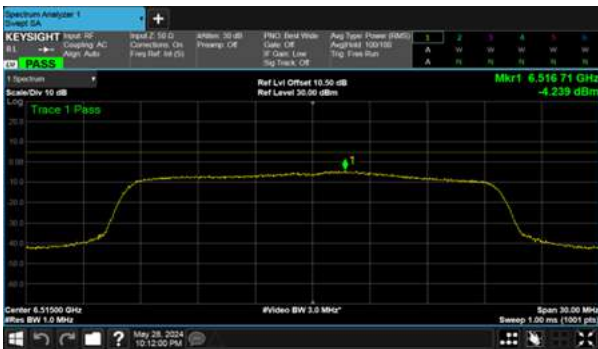




Modulation Type: 802.11ax HE20 CH113
ANT 5

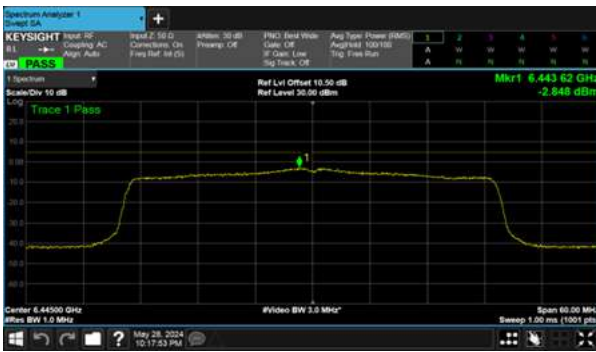


ANT 6

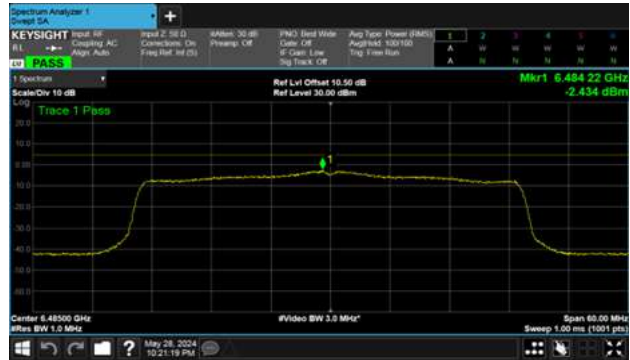




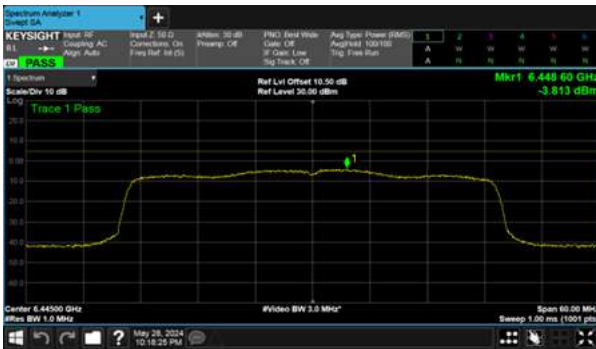
Modulation Type: 802.11ax HE40 CH99
ANT 5



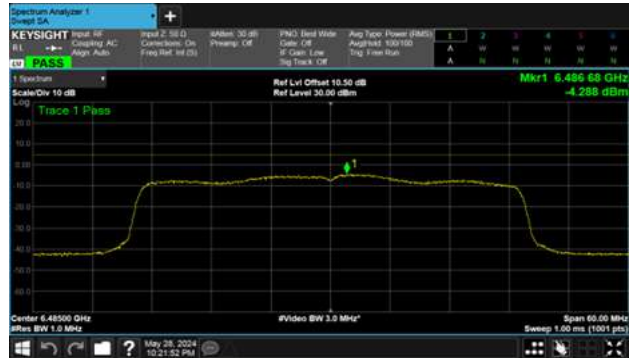
Modulation Type: 802.11ax HE40 CH107
ANT 5



ANT 6

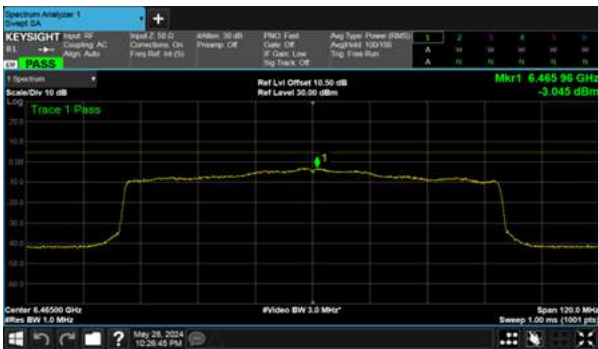


ANT 6

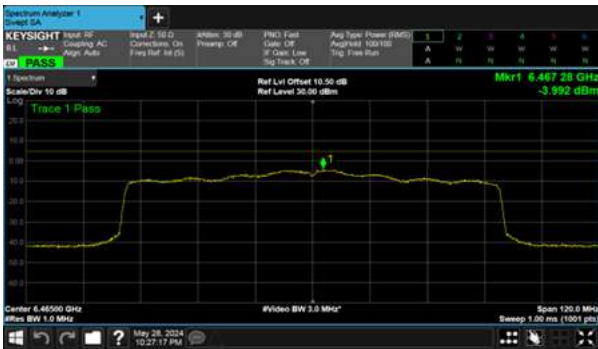




Modulation Type: 802.11ax HE80 CH103
ANT 5



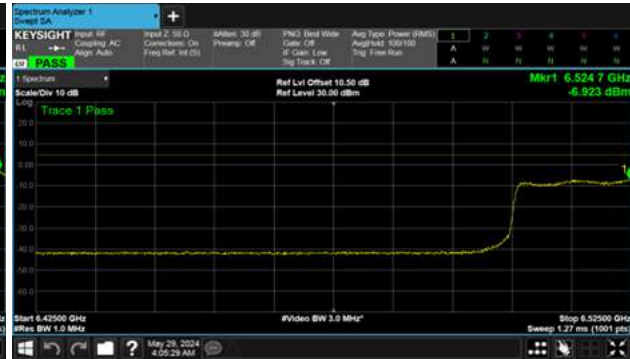
ANT 6





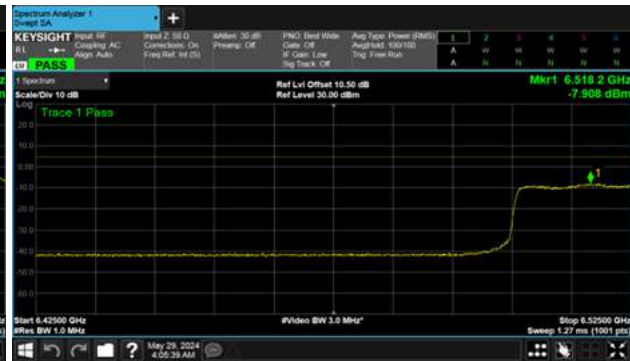
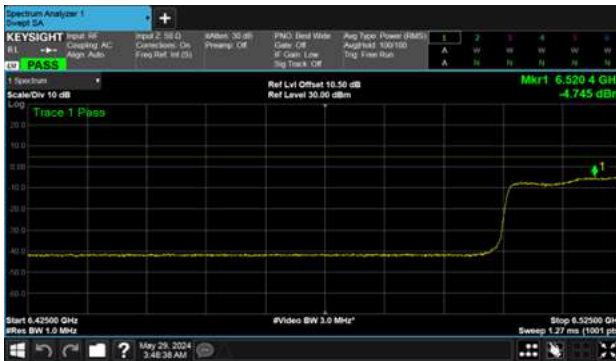
Within 6425-6525MHz band Straddle Channel
Modulation Type: 802.11ax HE40 CH115
ANT 5

Modulation Type: 802.11ax HE80 CH119
ANT 5



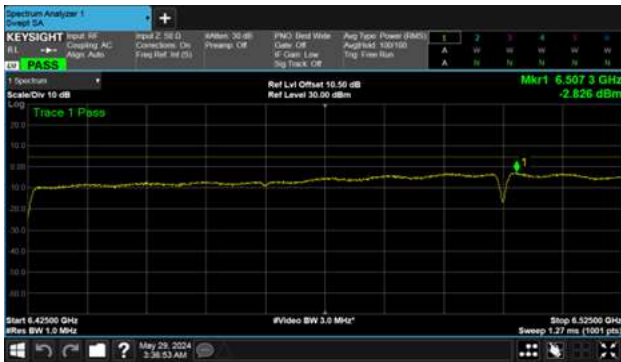
ANT 6

ANT 6

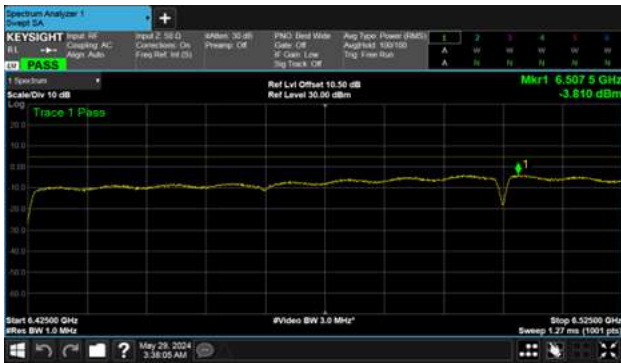




Modulation Type: 802.11ax HE160 CH111
ANT 5



ANT 6

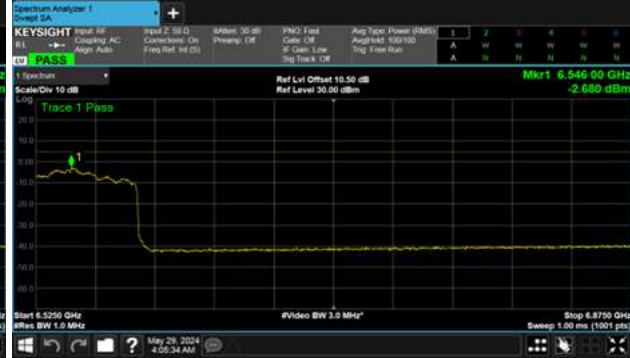
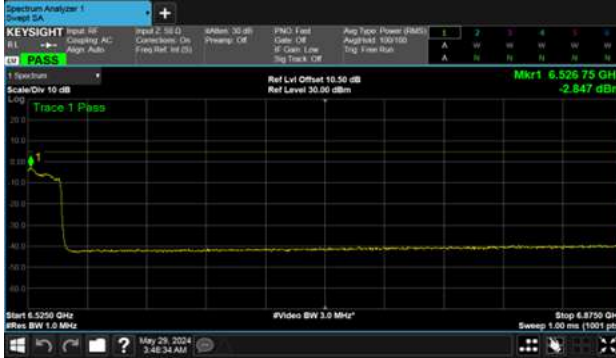




Extends across 6525MHz band Straddle Channel

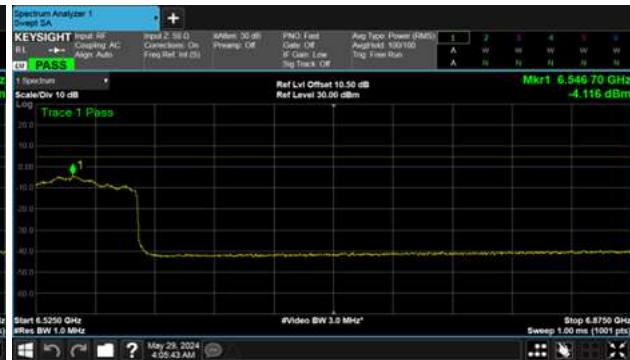
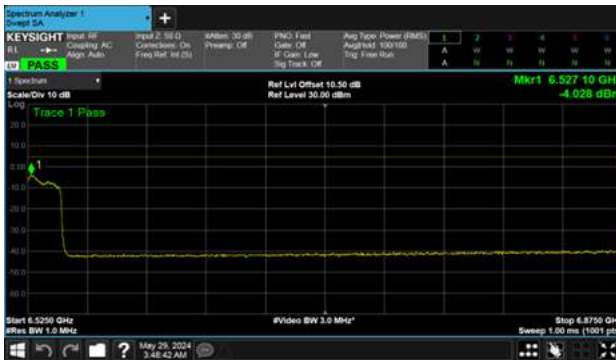
Modulation Type: 802.11ax HE40 CH115
ANT 5

Modulation Type: 802.11ax HE80 CH119
ANT 5



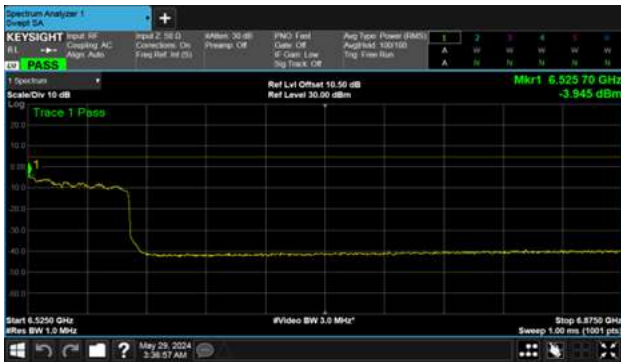
ANT 6

ANT 6

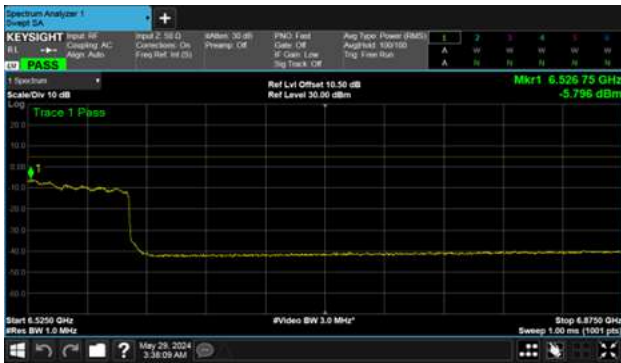




Modulation Type: 802.11ax HE160 CH111
ANT 5



ANT 6

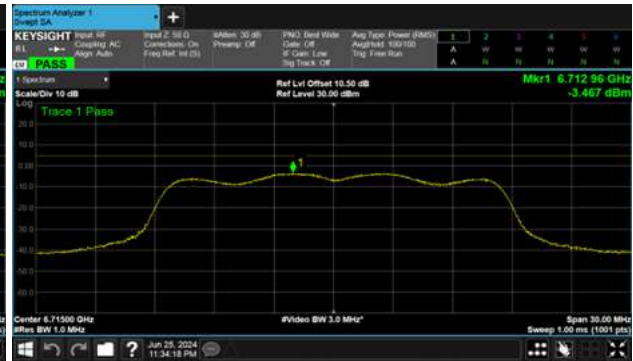
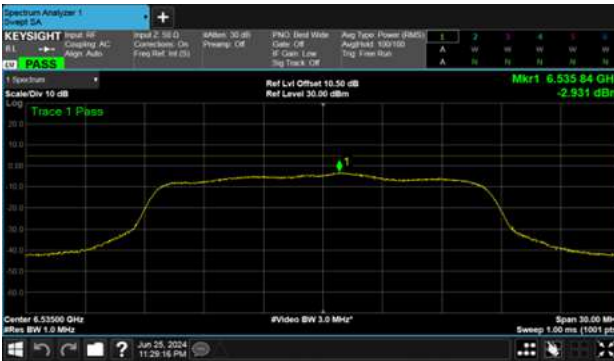




U-NII-7

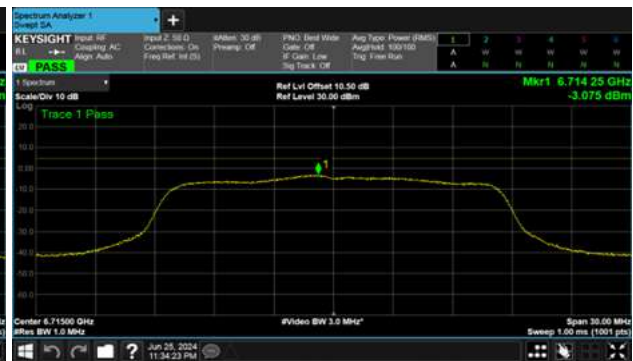
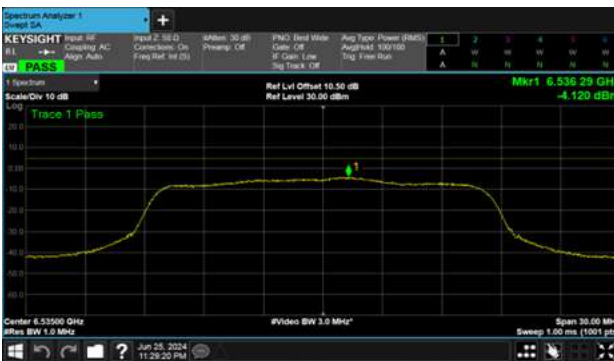
Modulation Type: 802.11a CH117
ANT 5

Modulation Type: 802.11a CH153
ANT 5



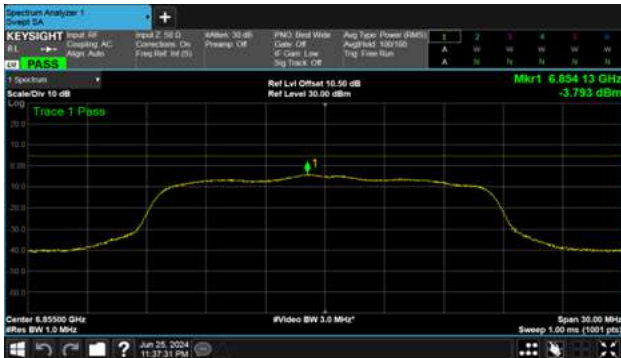
ANT 6

ANT 6

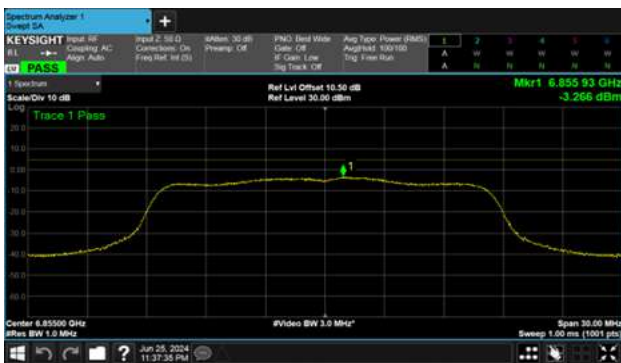




Modulation Type: 802.11a CH181
ANT 5



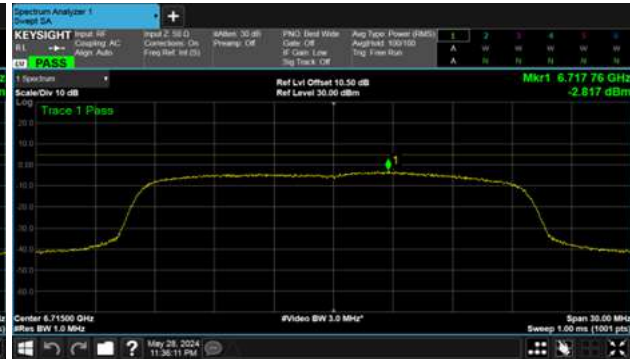
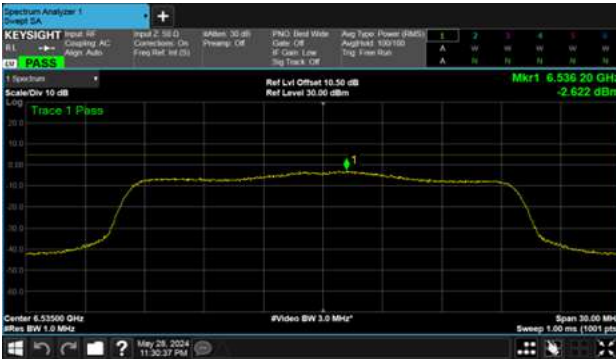
ANT 6





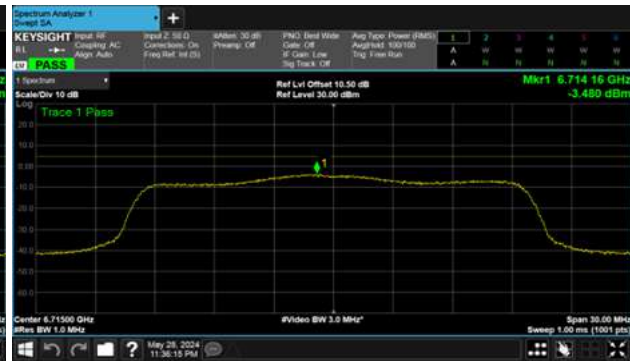
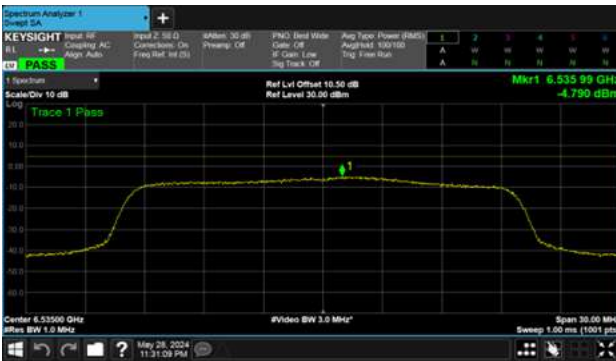
Modulation Type: 802.11ax HE20 CH117
ANT 5

Modulation Type: 802.11ax HE20 CH153
ANT 5



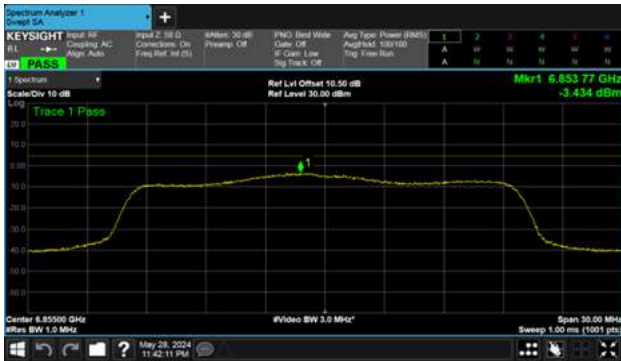
ANT 6

ANT 6

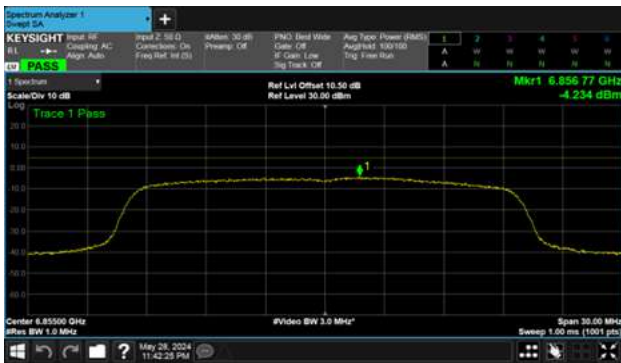




Modulation Type: 802.11ax HE20 CH181
ANT 5



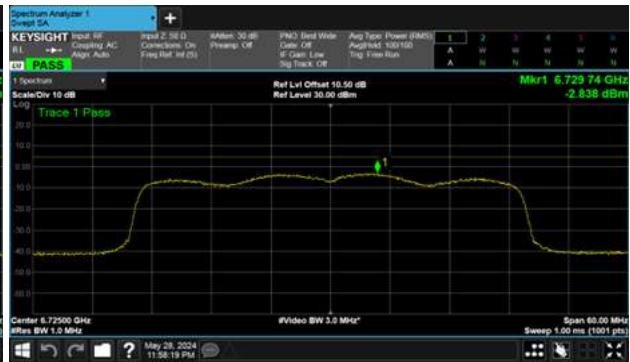
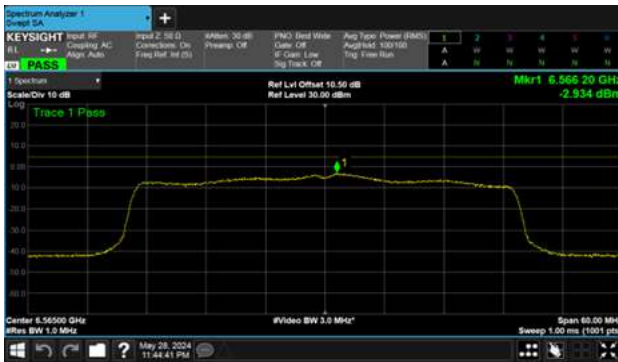
ANT 6





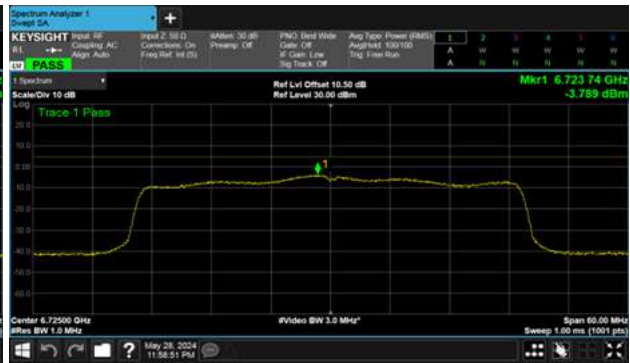
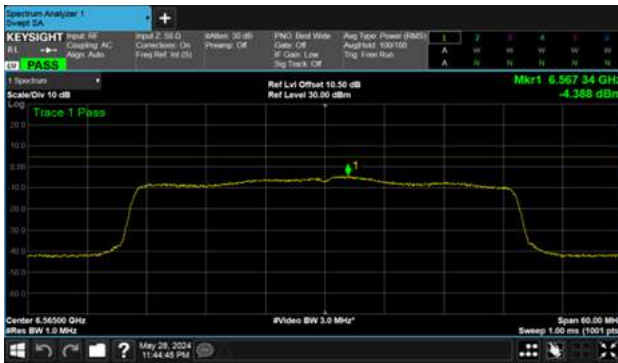
Modulation Type: 802.11ax HE40 CH123
ANT 5

Modulation Type: 802.11ax HE40 CH155
ANT 5



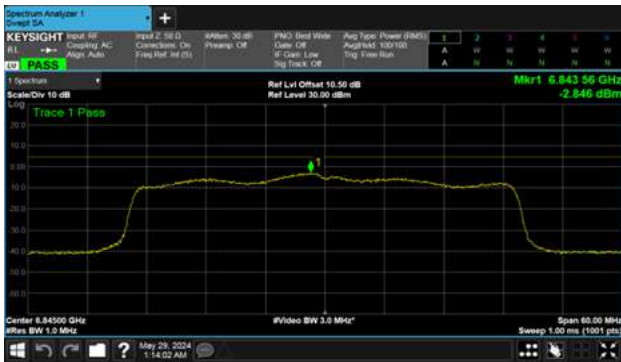
ANT 6

ANT 6

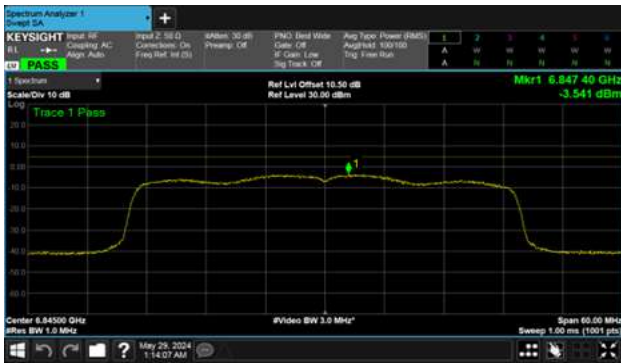




Modulation Type: 802.11ax HE40 CH179
ANT 5



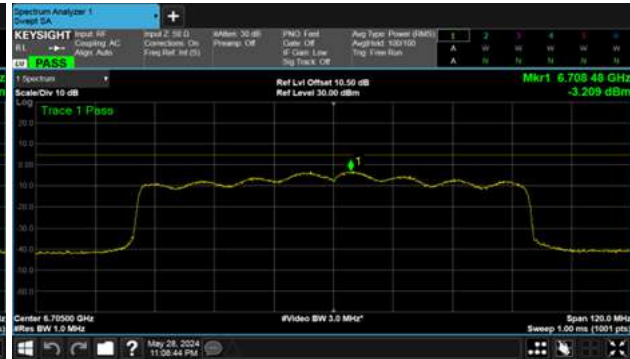
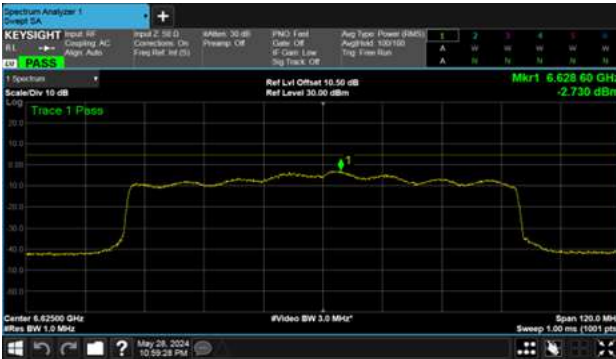
ANT 6





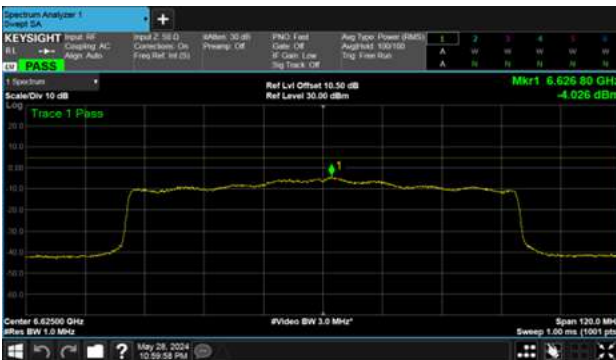
Modulation Type: 802.11ax HE80 CH135
ANT 5

Modulation Type: 802.11ax HE80 CH151
ANT 5



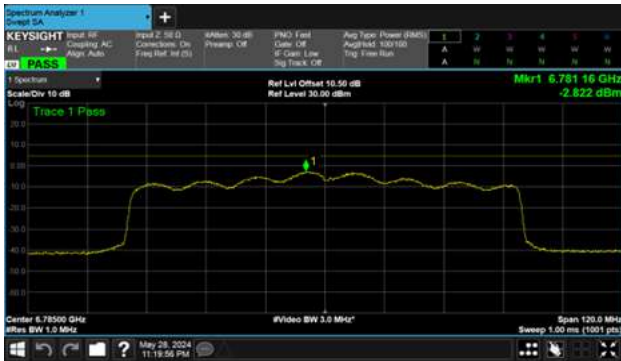
ANT 6

ANT 6

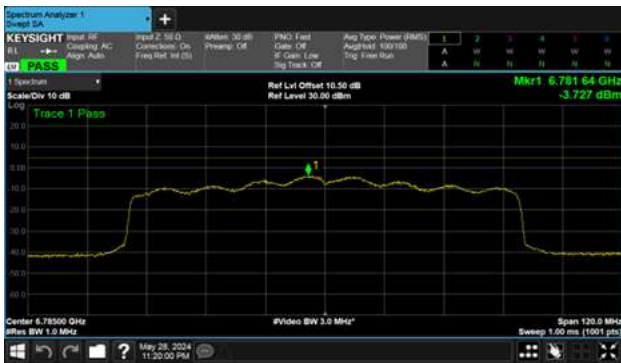




Modulation Type: 802.11ax HE80 CH167
ANT 5

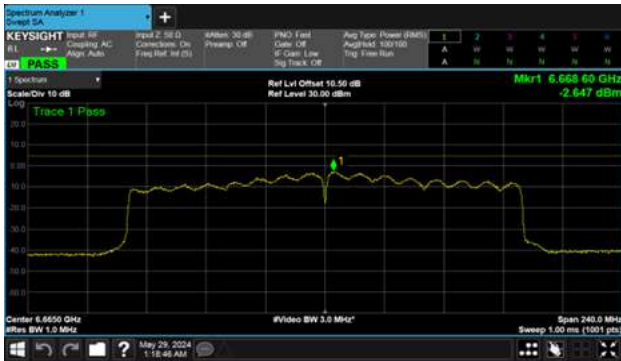


ANT 6

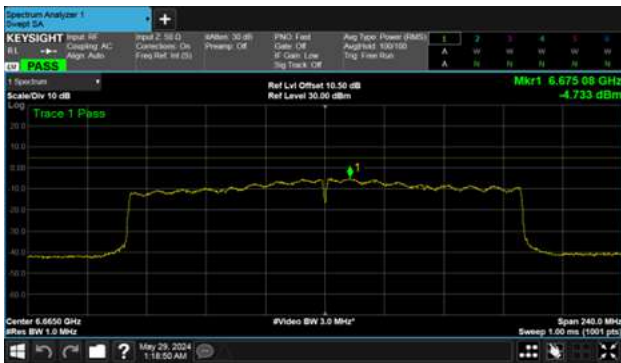




Modulation Type: 802.11ax HE160 CH143
ANT 5



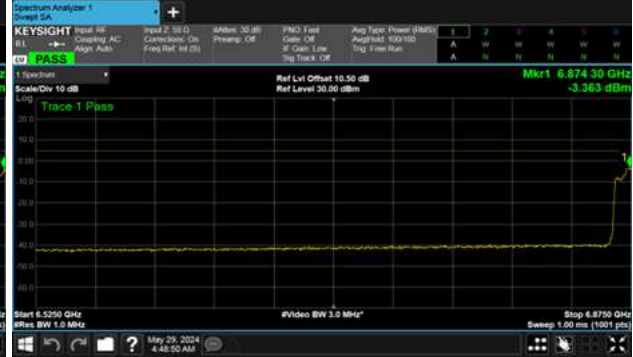
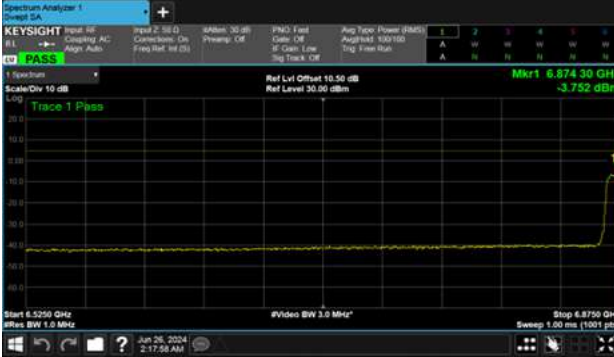
ANT 6





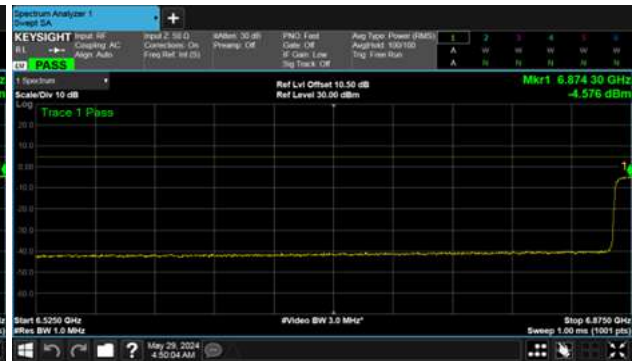
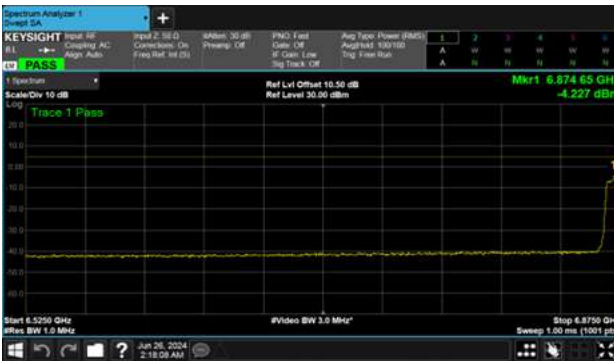
Within 6525-6875MHz band Straddle Channel
Modulation Type: 802.11a CH185
ANT 5

Modulation Type: 802.11ax HE20 CH185
ANT 5



ANT 6

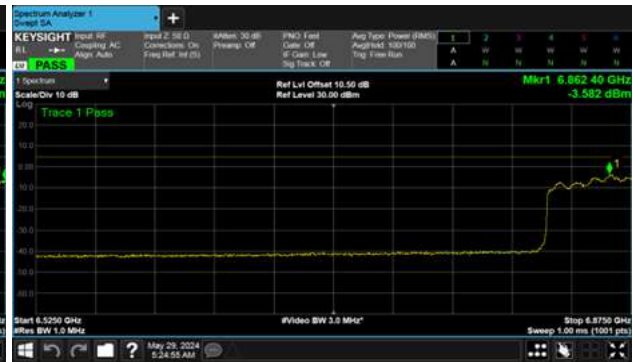
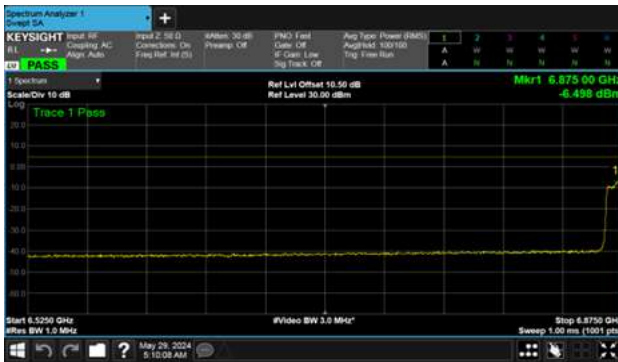
ANT 6





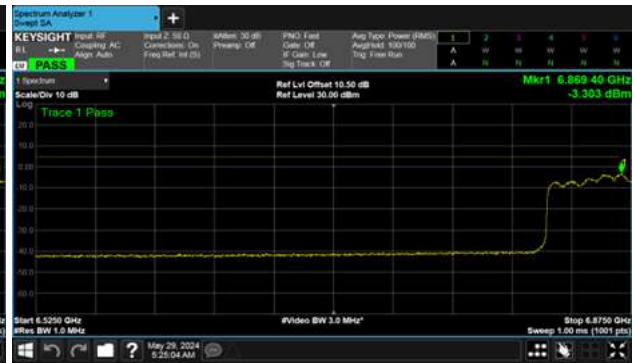
Modulation Type: 802.11ax HE40 CH187
ANT 5

Modulation Type: 802.11ax HE80 CH183
ANT 5



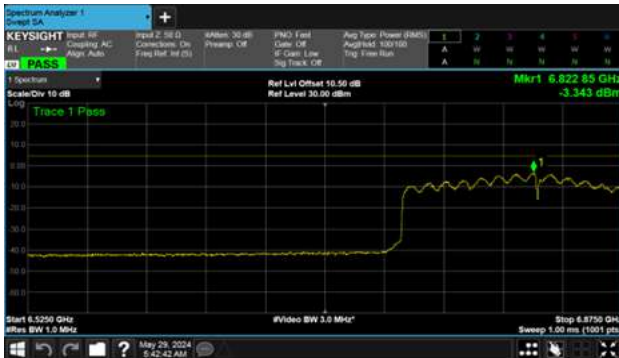
ANT 6

ANTB

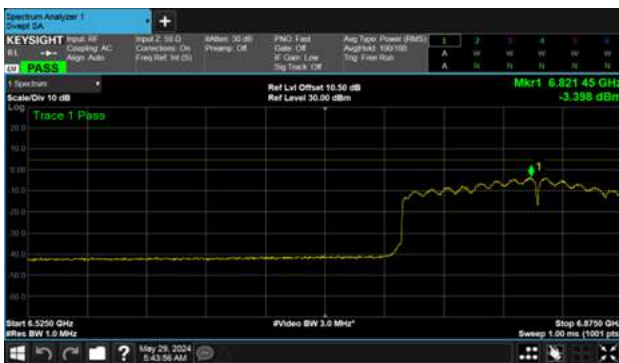




Modulation Type: 802.11ax HE160 CH175
ANT 5



ANT 6

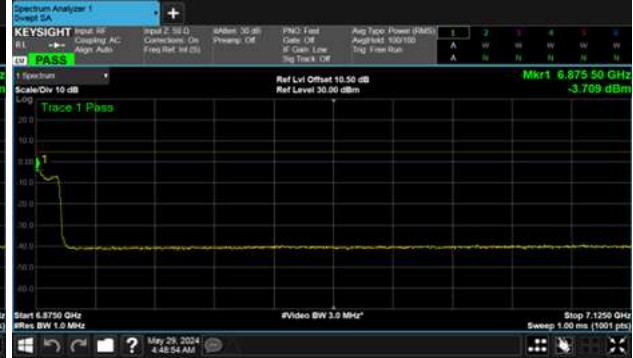
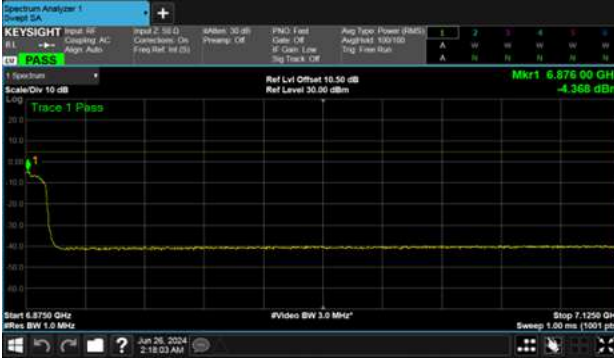




Extends across 6875MHz band Straddle Channel

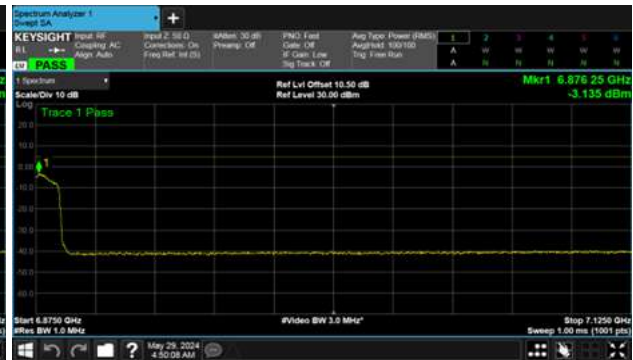
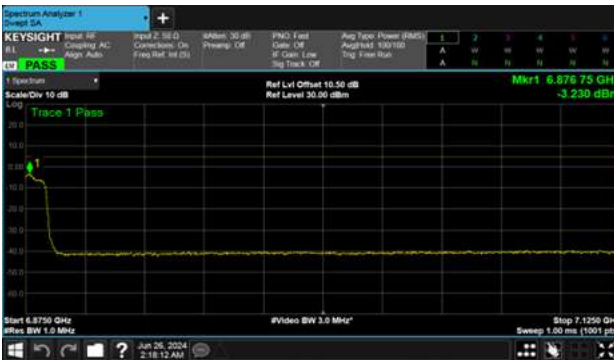
Modulation Type: 802.11a CH185
ANT 5

Modulation Type: 802.11ax HE20 CH185
ANT 5



ANT 6

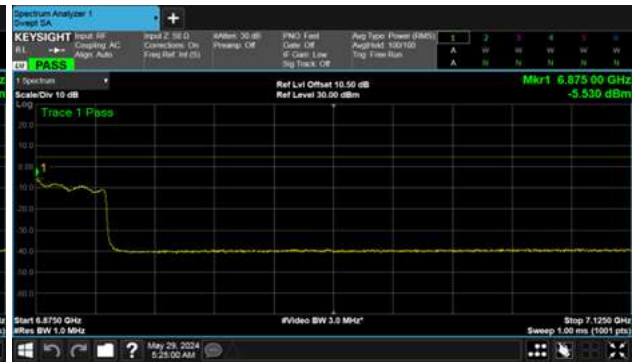
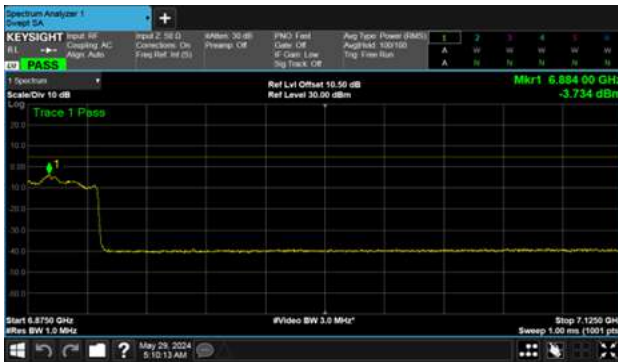
ANT 6





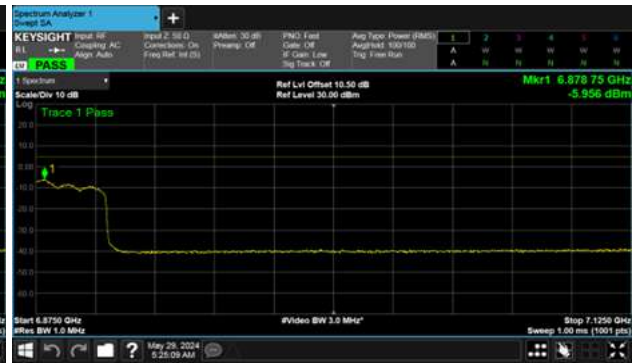
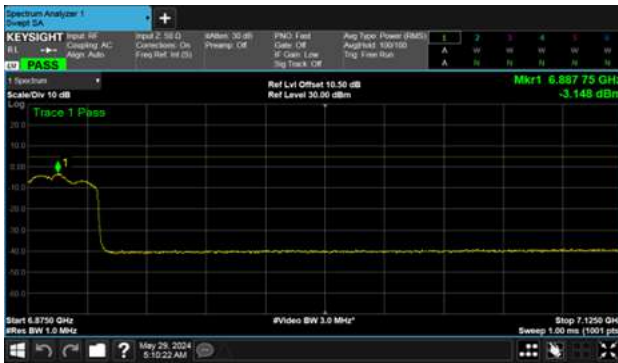
Modulation Type: 802.11ax HE40 CH187
ANT 5

Modulation Type: 802.11ax HE80 CH183
ANT 5



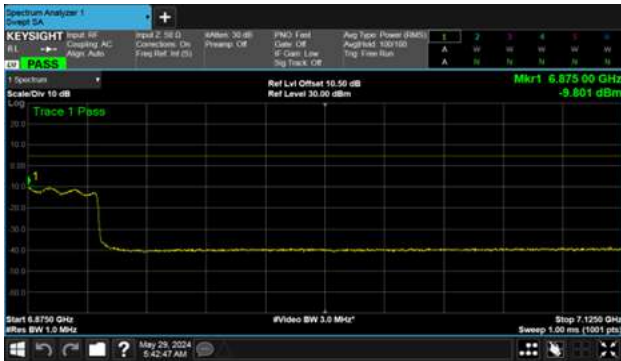
ANT 6

ANT 6

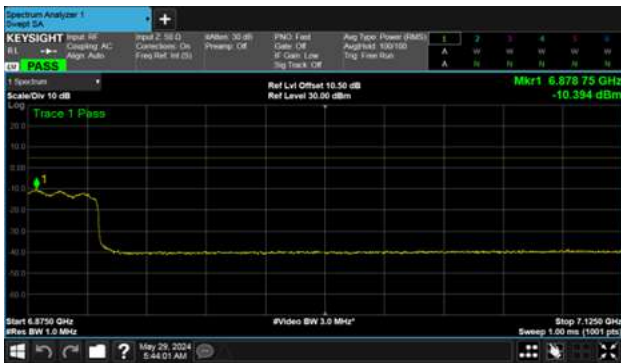




Modulation Type: 802.11ax HE160 CH175
ANT 5



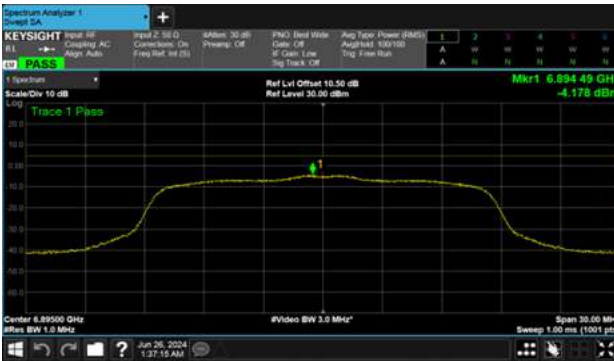
ANT 6



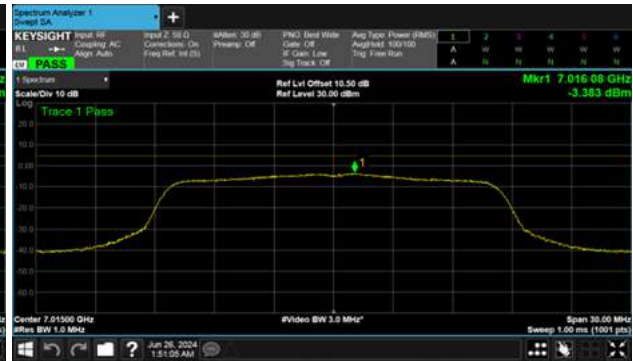


U-NII-8

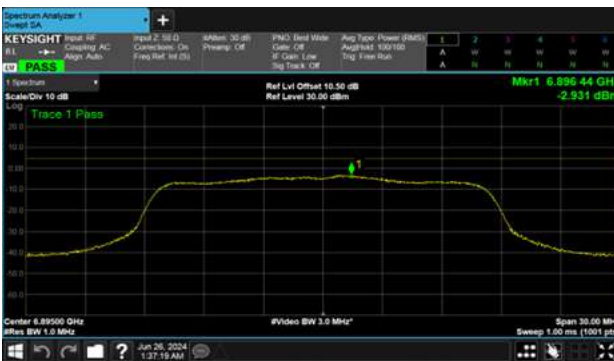
Modulation Type: 802.11a CH189
ANT 5



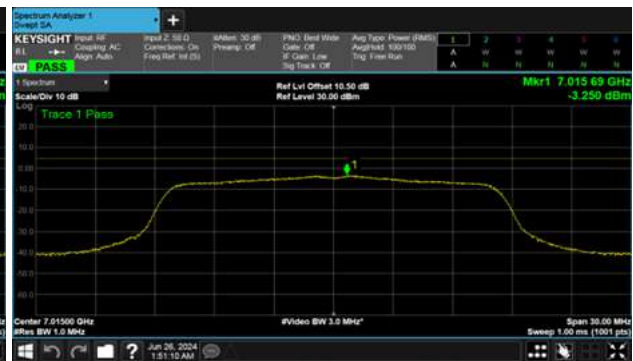
Modulation Type: 802.11a CH213
ANT 5



ANT 6

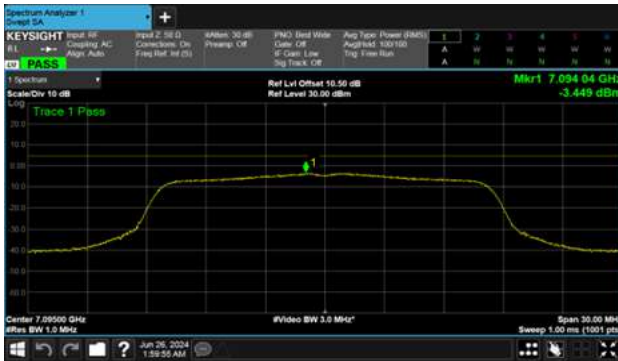


ANT 6

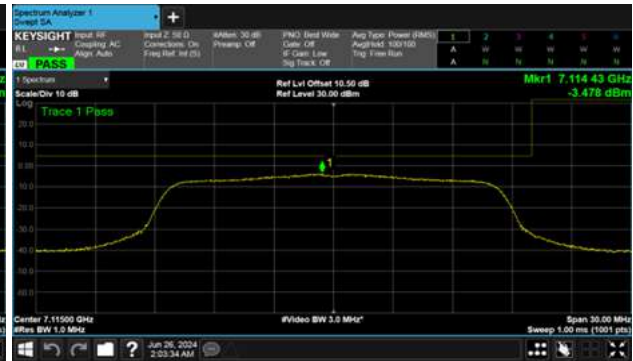




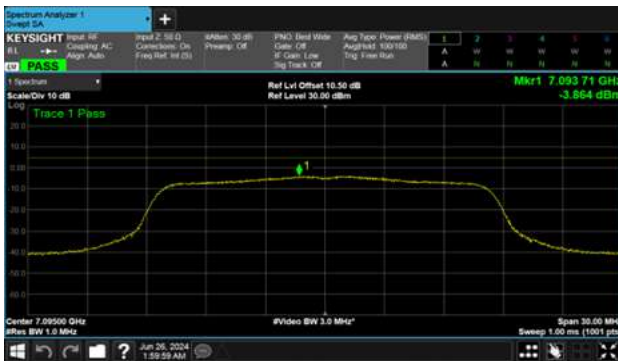
Modulation Type: 802.11a CH229
ANT 5



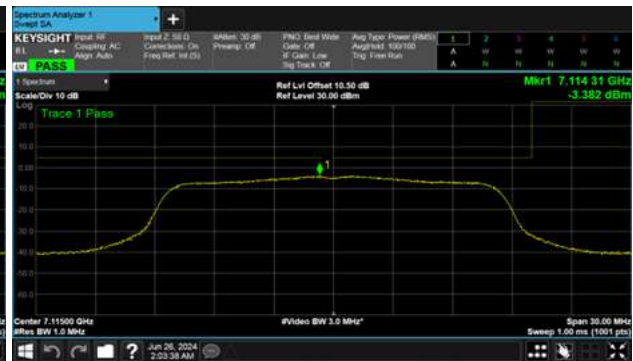
Modulation Type: 802.11a CH233
ANT 5



ANT 6



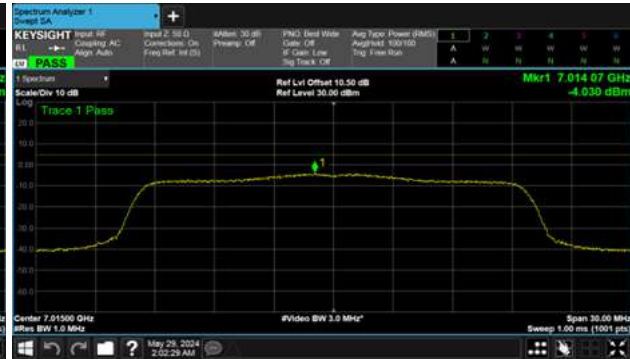
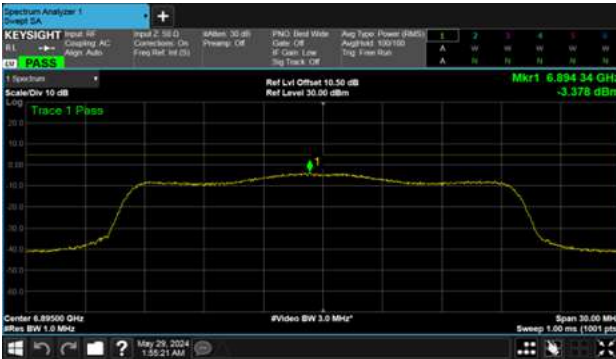
ANT 6





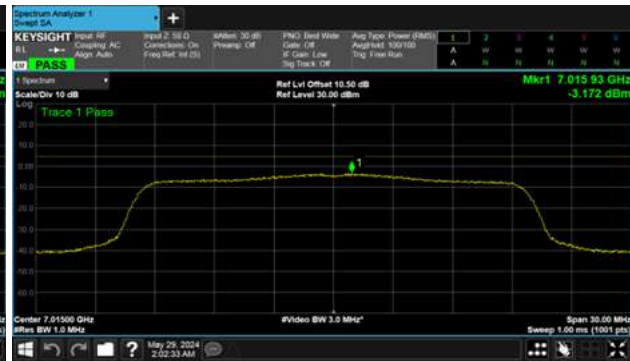
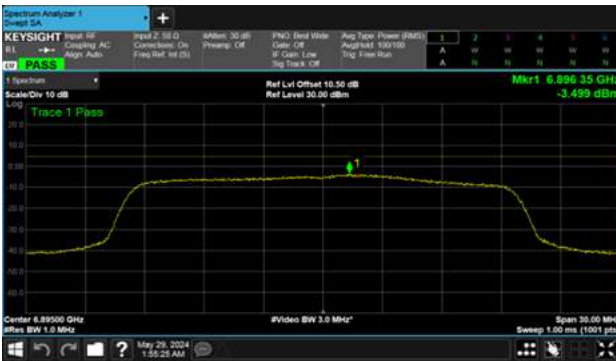
Modulation Type: 802.11ax HE20 CH189
ANT 5

Modulation Type: 802.11ax HE20 CH213
ANT 5



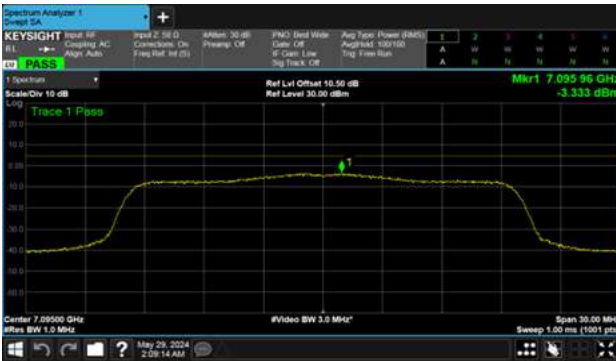
ANT 6

ANT 6

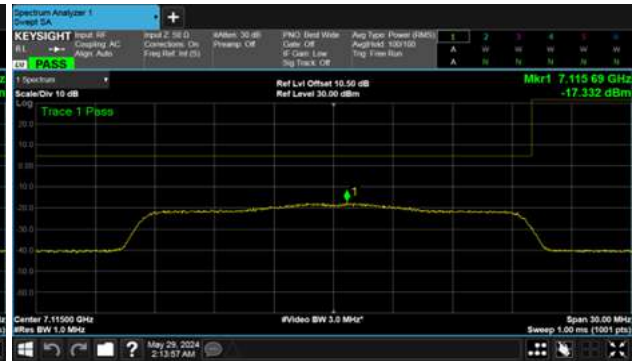




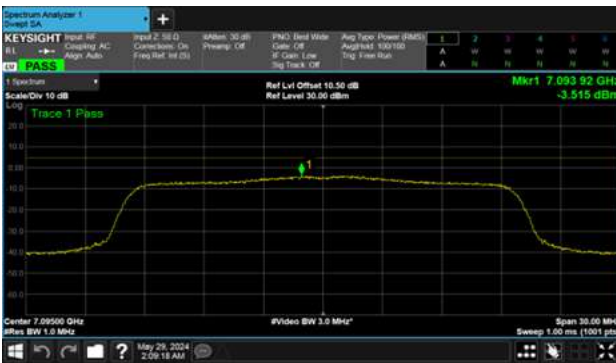
Modulation Type: 802.11ax HE20 CH229
ANT 5



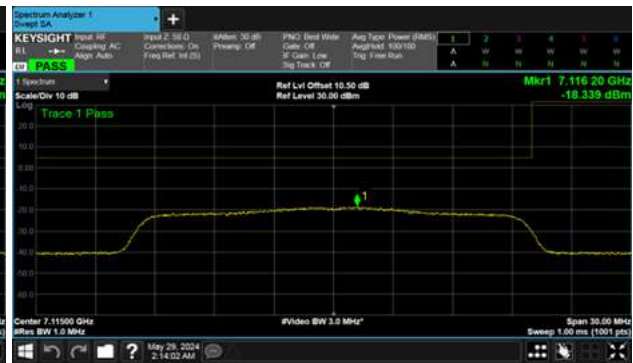
Modulation Type: 802.11ax HE20 CH233
ANT 5



ANT 6

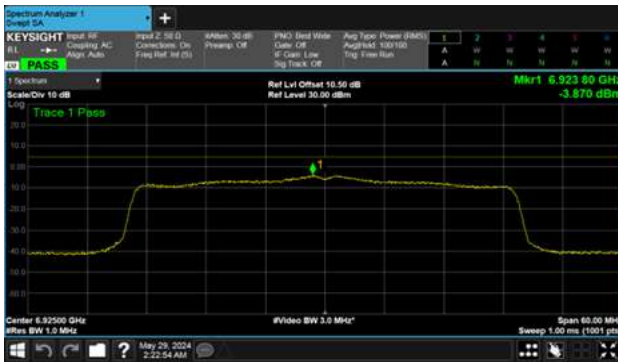


ANT 6

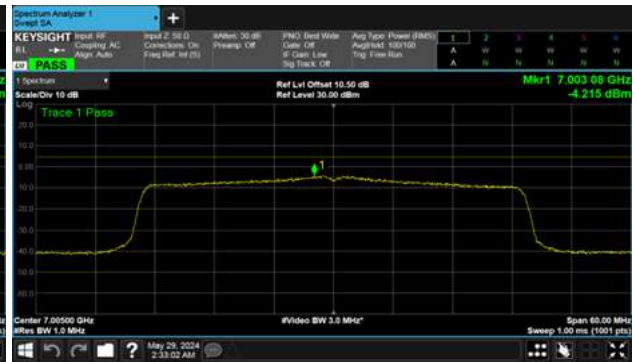




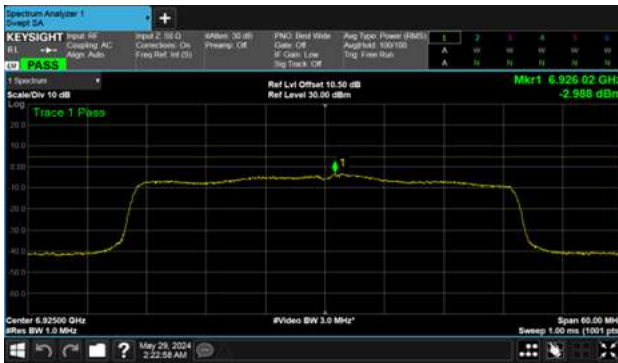
Modulation Type: 802.11ax HE40 CH195
ANT 5



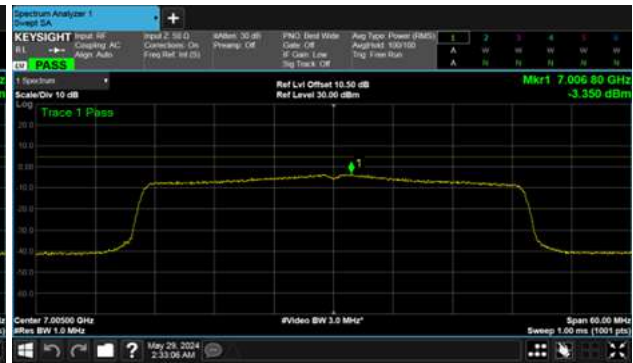
Modulation Type: 802.11ax HE40 CH211
ANT 5



ANT 6

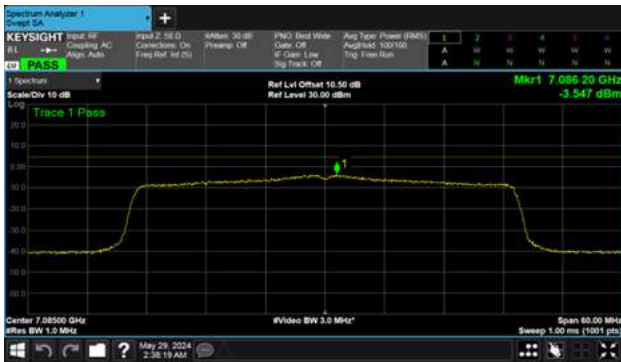


ANT 6

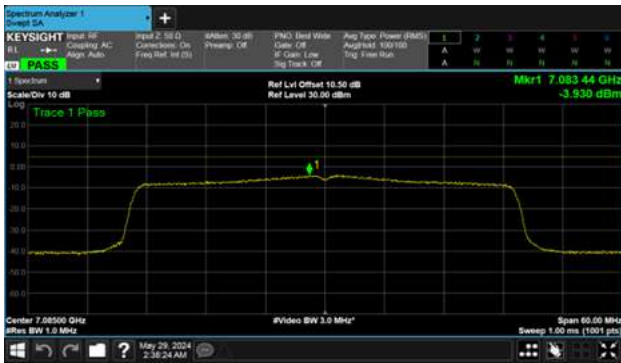




Modulation Type: 802.11ax HE40 CH227
ANT 5



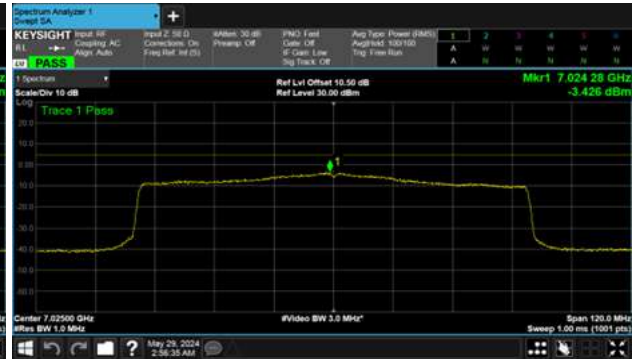
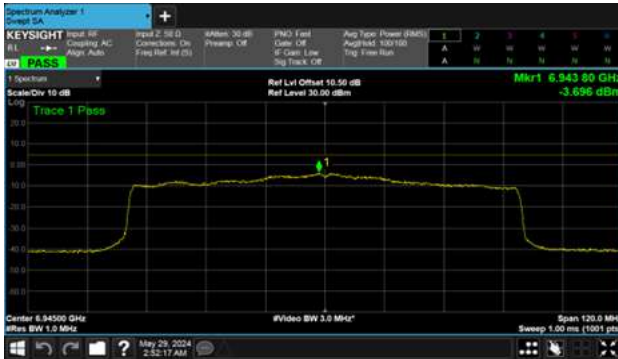
ANT 6





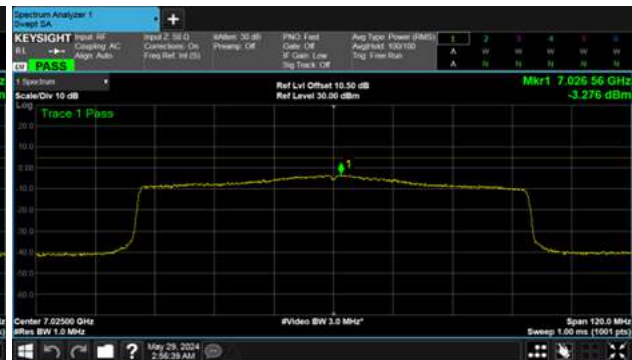
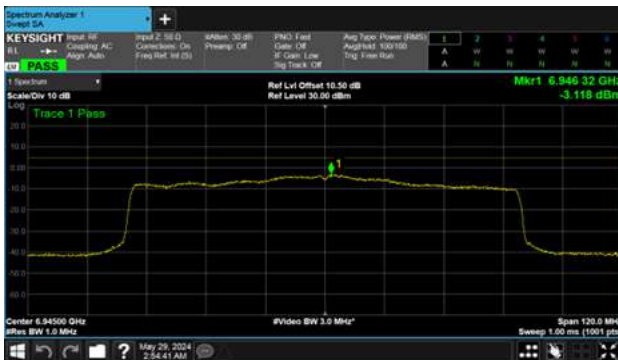
Modulation Type: 802.11ax HE80 CH199
ANT 5

Modulation Type: 802.11ax HE80 CH215
ANT 5



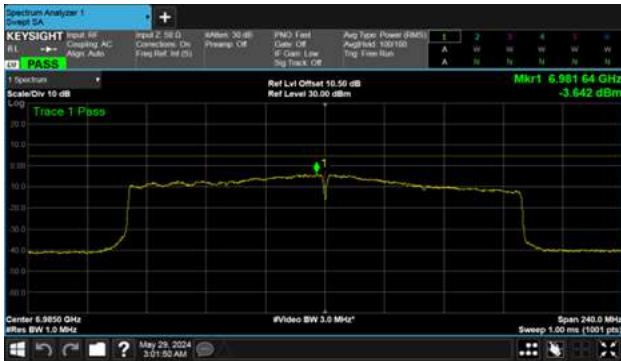
ANT 6

ANT 6

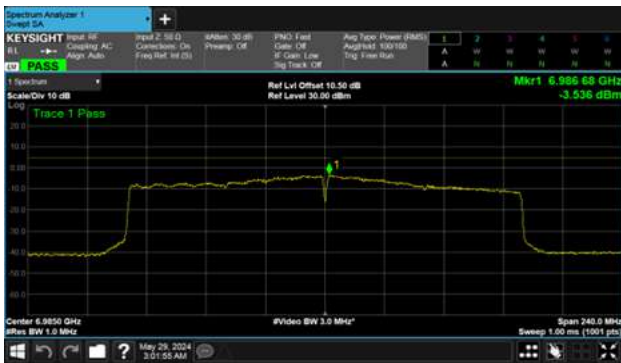




Modulation Type: 802.11ax HE160 CH207
ANT 5



ANT 6





11. Contention Based Protocol

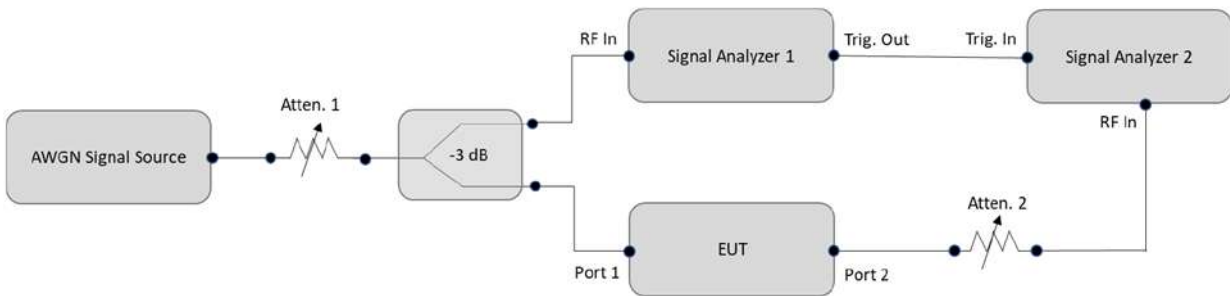
11.1. Test Limit

EUT can detect an AWGN signal with 90% (or better) level of certainty.

11.2. Test Procedure

Reference to KDB 987594 D02 U-NII 6 GHz EMC Measurement v01

11.3. Test Setup Layout





11.4.Test Result and Data

Contention Based Protocol Measurement											
U-NII-5 Band		Measurement Mode :			Conducted measurement(dBm)			at the antenna connector			
		Device Type :			Indoor Client			Antenna Gain :	4.2	dBi	
Operation Band	Operation Mode	Channel Bandwidth (MHz)	Threshold Level (dBm)	Channel Number	Channel Frequency (MHz)	Test Result					
						AWGN Signal Frequency (MHz)	Number of Times	Number of Detected	Detection Rate	Limit	Pass/Fail
U-NII 5	802.11ax	20MHz	-80.37	5	5975	5975	10	10	100.00%	90%	Pass
		160MHz	-85.21	15	6125	5950	10	9	90.00%	90%	Pass
			-76.22			6025	10	10	100.00%	90%	Pass
			-82.34			6100	10	9	90.00%	90%	Pass

Lowest Interference (AWGN) Level Check										
Operation Band	Operation Mode	Channel Bandwidth (MHz)	Channel Number	Channel Frequency (MHz)	AWGN Signal Frequency (MHz)	Injected(AWGN) power (dBm)	Antenna Gain (dBi)	Threshold Level (dBm)	Detection Limit (dBm)	EUT TX Status
U-NII 5	802.11ax	20MHz	5	5975	5975	-76.17	4.2	-80.37	-62	Ceased
						-77.17		-81.37	-62	Minimal
						-78.17		-82.37	-62	Normal
		160MHz	15	6125	5950	-81.01	4.2	-85.21	-62	Ceased
						-82.01		-86.21	-62	Minimal
						-83.01		-87.21	-62	Normal
					6025	-72.02	4.2	-76.22	-62	Ceased
						-73.02		-77.22	-62	Minimal
						-74.02		-78.22	-62	Normal
		6100	-78.14	4.2	-82.34	-62	Ceased			
			-79.14		-83.34	-62	Minimal			
			-80.14		-84.34	-62	Normal			



Contention Based Protocol Measurement											
U-NII-6 Band		Measurement Mode :			Conducted measurement(dBm)			at the antenna connector			
		Device Type :			Indoor Client			Antenna Gain :	4.2	dBi	
Operation Band	Operation Mode	Channel Bandwidth (MHz)	Threshold Level (dBm)	Channel Number	Channel Frequency (MHz)	Test Result					
						AWGN Signal Frequency (MHz)	Number of Times	Number of Detected	Detection Rate	Limit	Pass/Fail
U-NII 6	802.11ax	20MHz	-81.36	101	6455	6435	10	9	90.00%	90%	Pass
		160MHz	-85.34	111	6505	6430	10	9	90.00%	90%	Pass
			-78.26			6505	10	10	100.00%	90%	Pass
			-85.27			6580	10	9	90.00%	90%	Pass

Lowest Interference (AWGN) Level Check										
Operation Band	Operation Mode	Channel Bandwidth (MHz)	Channel Number	Channel Frequency (MHz)	AWGN Signal Frequency (MHz)	Injected(AWGN) power (dBm)	Antenna Gain (dBi)	Threshold Level (dBm)	Detection Limit (dBm)	EUT TX Status
U-NII 6	802.11ax	20MHz	101	6455	6455	-77.16	4.2	-81.36	-62	Ceased
						-78.16		-82.36	-62	Minimal
						-79.16		-83.36	-62	Normal
		160MHz	111	6505	6430	-81.14	4.2	-85.34	-62	Ceased
						-82.14		-86.34	-62	Minimal
						-83.14		-87.34	-62	Normal
					6505	-74.06	4.2	-78.26	-62	Ceased
						-75.06		-79.26	-62	Minimal
						-76.06		-80.26	-62	Normal
		6580	111	6580	-81.07	4.2	-85.27	-62	Ceased	
					-82.07		-86.27	-62	Minimal	
					-83.07		-87.27	-62	Normal	



Contention Based Protocol Measurement											
U-NII-7 Band		Measurement Mode :			Conducted measurement(dBm)			at the antenna connector			
		Device Type :			Indoor Client			Antenna Gain :	4.2	dBi	
Operation Band	Operation Mode	Channel Bandwidth (MHz)	Threshold Level (dBm)	Channel Number	Channel Frequency (MHz)	Test Result					
						AWGN Signal Frequency (MHz)	Number of Times	Number of Detected	Detection Rate	Limit	Pass/Fail
U-NII 7	802.11ax	20MHz	-82.34	149	6695	6695	10	9	90.00%	90%	Pass
		160MHz	-85.38	143	6665	6590	10	9	90.00%	90%	Pass
			-77.38			6665	10	9	90.00%	90%	Pass
			-84.23			6740	10	10	100.00%	90%	Pass

Lowest Interference (AWGN) Level Check											
Operation Band	Operation Mode	Channel Bandwidth (MHz)	Channel Number	Channel Frequency (MHz)	AWGN Signal Frequency (MHz)	Injected(AWGN) power (dBm)	Antenna Gain (dBi)	Threshold Level (dBm)	Detection Limit (dBm)	EUT TX Status	
U-NII 7	802.11ax	20MHz	149	6695	6695	-78.14	4.2	-82.34	-62	Ceased	
						-79.14		-83.34	-62	Minimal	
						-80.14		-84.34	-62	Normal	
		160MHz	143	6665	6590	-81.18	4.2	-85.38	-62	Ceased	
						-82.18		-86.38	-62	Minimal	
						-83.18		-87.38	-62	Normal	
						6665	-73.18	4.2	-77.38	-62	Ceased
							-74.18		-78.38	-62	Minimal
							-75.18		-79.38	-62	Normal
		6740	-80.03	4.2	-84.23	-62	Ceased				
			-81.03		-85.23	-62	Minimal				
			-82.03		-86.23	-62	Normal				



Contention Based Protocol Measurement											
U-NII-8 Band		Measurement Mode :			Conducted measurement(dBm)			at the antenna connector			
		Device Type :			Indoor Client			Antenna Gain :	4.2	dBi	
Operation Band	Operation Mode	Channel Bandwidth (MHz)	Threshold Level (dBm)	Channel Number	Channel Frequency (MHz)	Test Result					
						AWGN Signal Frequency (MHz)	Number of Times	Number of Detected	Detection Rate	Limit	Pass/Fail
U-NII 8	802.11ax	20MHz	-79.34	197	6935	6935	10	10	100.00%	90%	Pass
		160MHz	-83.25	207	6985	6910	10	10	100.00%	90%	Pass
			-76.3			6985	10	10	100.00%	90%	Pass
			-83.38			7060	10	9	90.00%	90%	Pass

Lowest Interference (AWGN) Level Check											
Operation Band	Operation Mode	Channel Bandwidth (MHz)	Channel Number	Channel Frequency (MHz)	AWGN Signal Frequency (MHz)	Injected(AWGN) power (dBm)	Antenna Gain (dBi)	Threshold Level (dBm)	Detection Limit (dBm)	EUT TX Status	
U-NII 8	802.11ax	20MHz	197	6935	6935	-75.14	4.2	-79.34	-62	Ceased	
						-76.14		-80.34	-62	Minimal	
						-77.14		-81.34	-62	Normal	
		160MHz	207	6985	6910	-79.05	4.2	-83.25	-62	Ceased	
						-80.05		-84.25	-62	Minimal	
						-81.05		-85.25	-62	Normal	
						6985	-72.1	4.2	-76.3	-62	Ceased
							-73.1		-77.3	-62	Minimal
							-74.1		-78.3	-62	Normal
		7060	-79.18	4.2	-83.38	-62	Ceased				
			-80.18		-84.38	-62	Minimal				
			-81.18		-85.38	-62	Normal				



Contention Based Protocol Threshold Level Verify Plot on U-NII 5

Frequency (MHz): 5975 MHz (20M)

Frequency (MHz): 5975 MHz (20M)

Measured Detection level

Test result is pass due to no transmission occur



Frequency (MHz): 5950 MHz (160M)

Frequency (MHz): 5950 MHz (160M)

Measured Detection level

Test result is pass due to no transmission occur





Frequency (MHz): 6025 MHz (160M)

Measured Detection level



Frequency (MHz): 6025 MHz (160M)

Test result is pass due to no transmission occur



Frequency (MHz): 6100 MHz (160M)

Measured Detection level



Frequency (MHz): 6100 MHz (160M)

Test result is pass due to no transmission occur





Contention Based Protocol Threshold Level Verify Plot on U-NII 6

Frequency (MHz): 6455 MHz (20M)

Frequency (MHz): 6455 MHz (20M)

Measured Detection level

Test result is pass due to no transmission occur



Frequency (MHz): 6430 MHz (160M)

Frequency (MHz): 6430 MHz (160M)

Measured Detection level

Test result is pass due to no transmission occur





Frequency (MHz): 6505 MHz (160M)

Measured Detection level



requency (MHz): 6505 MHz (160M)

Test result is pass due to no transmission occur



Frequency (MHz): 6580 MHz (160M)

Measured Detection level



requency (MHz): 6580 MHz (160M)

Test result is pass due to no transmission occur





Contention Based Protocol Threshold Level Verify Plot on U-NII 7

Frequency (MHz): 6695 MHz (20M)

Frequency (MHz): 6695 MHz (20M)

Measured Detection level

Test result is pass due to no transmission occur



Frequency (MHz): 6590 MHz (160M)

Frequency (MHz): 6590 MHz (160M)

Measured Detection level

Test result is pass due to no transmission occur





Frequency (MHz): 6665 MHz (160M)

Measured Detection level



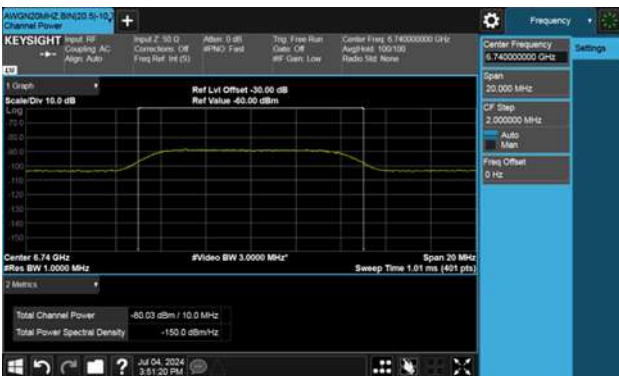
Frequency (MHz): 6665 MHz (160M)

Test result is pass due to no transmission occur



Frequency (MHz): 6740 MHz (160M)

Measured Detection level



Frequency (MHz): 6740 MHz (160M)

Test result is pass due to no transmission occur





Contention Based Protocol Threshold Level Verify Plot on U-NII 8

Frequency (MHz): 6935 MHz (20M)

Frequency (MHz): 6935 MHz (20M)

Measured Detection level

Test result is pass due to no transmission occur



Frequency (MHz): 6910 MHz (160M)

Frequency (MHz): 6910MHz (160M)

Measured Detection level

Test result is pass due to no transmission occur





Frequency (MHz): 6985 MHz (160M)

Measured Detection level



Frequency (MHz): 6985MHz (160M)

Test result is pass due to no transmission occur



Frequency (MHz): 7060 MHz (160M)

Measured Detection level



Frequency (MHz): 7060MHz (160M)

Test result is pass due to no transmission occur

