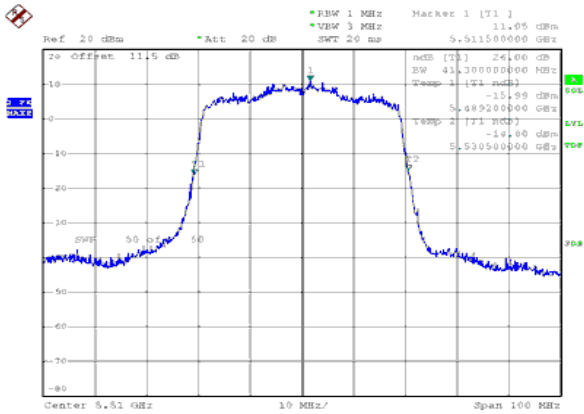
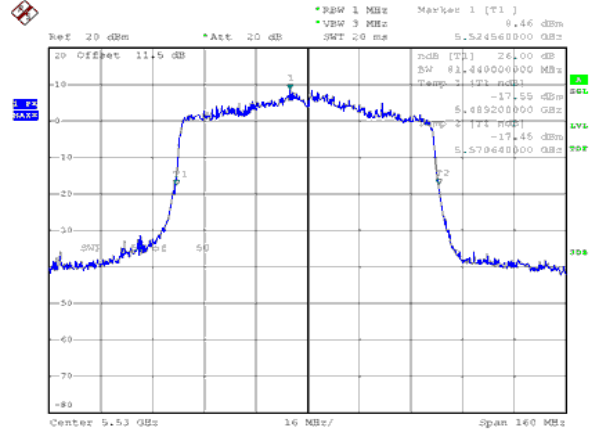




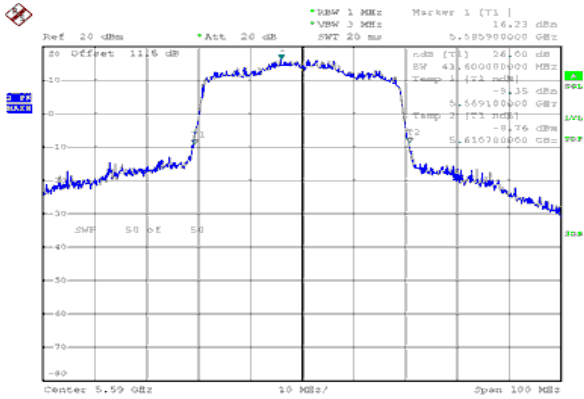
26dB Bandwidth, Band 3,ANT A
Modulation Type: 802.11ax HE40(14.6Mbps)
CH102



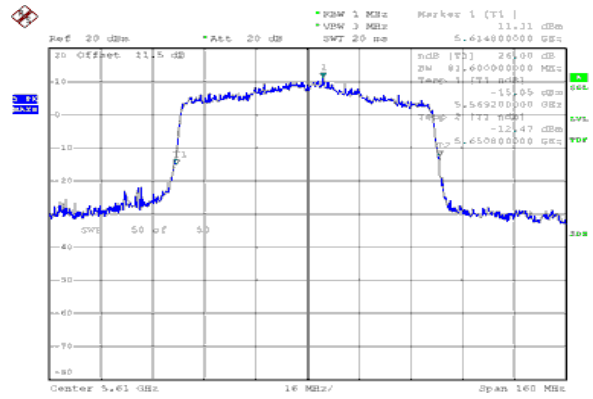
Modulation Type: 802.11ax HE80(30.6Mbps)
CH106



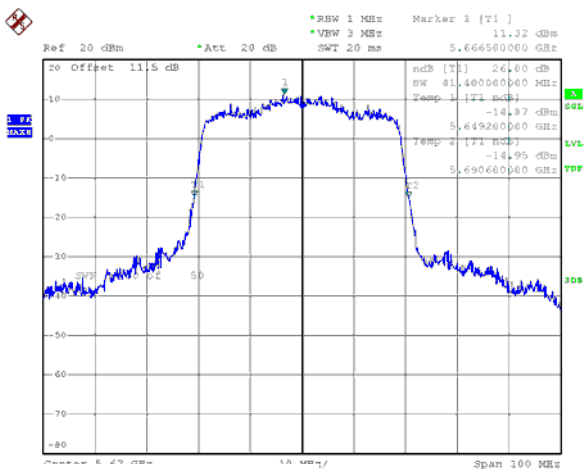
CH118



CH122



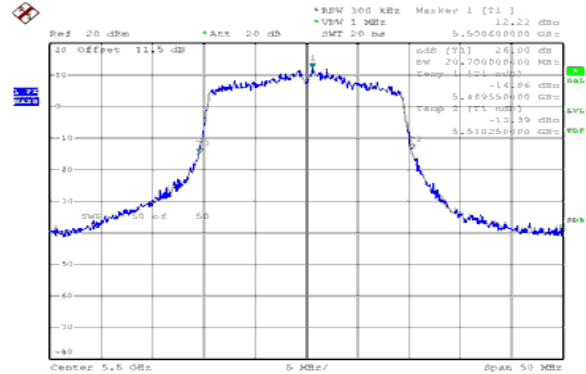
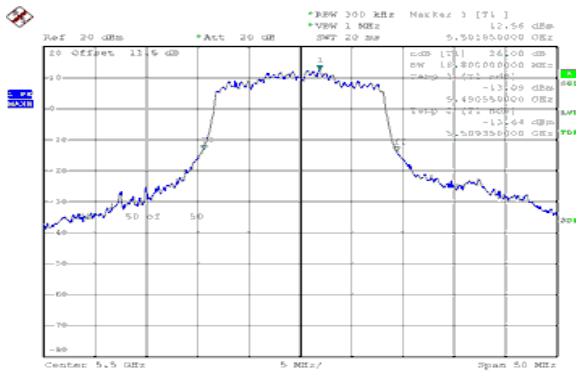
CH134





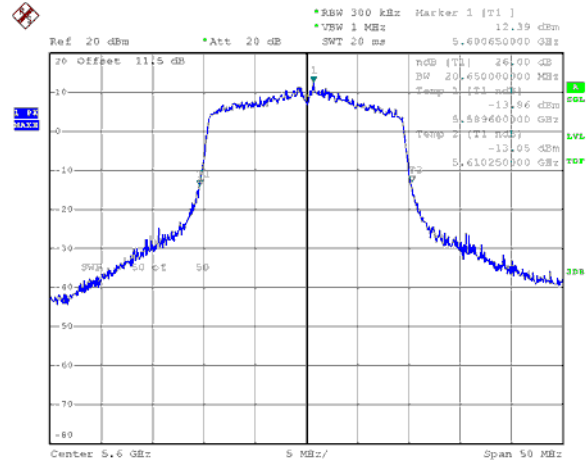
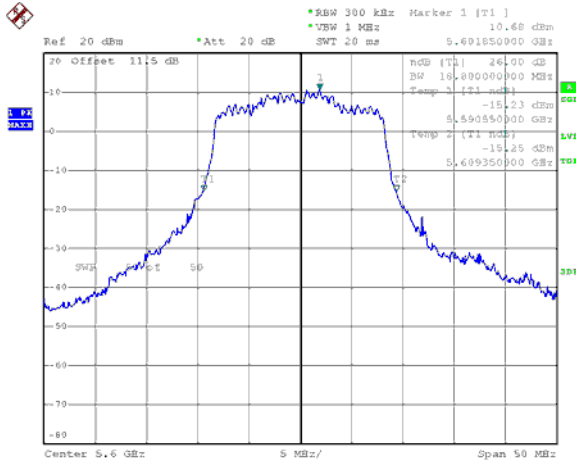
26dB Bandwidth, Band 3.ANT B
Modulation Type: 802.11a (6Mbps)
CH100

Modulation Type: 802.11ax HE20(7.3Mbps)
CH100



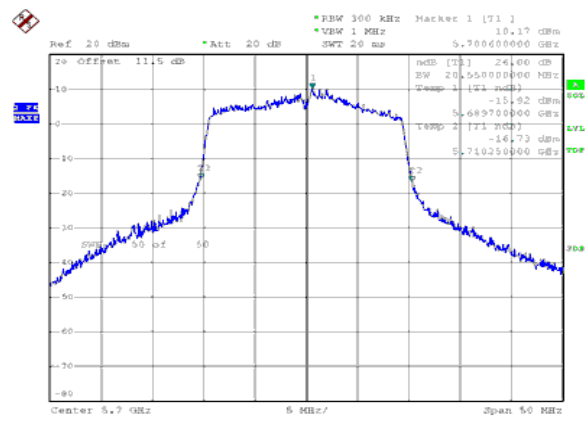
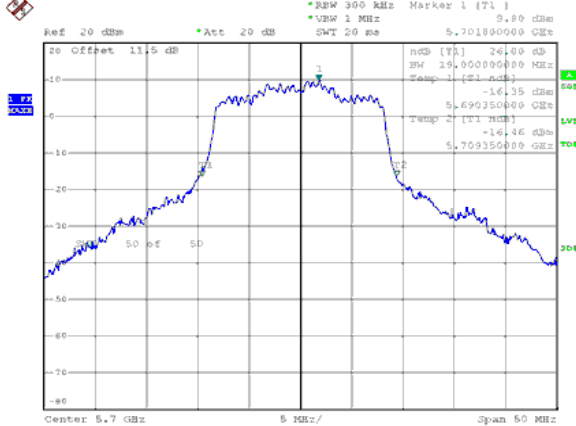
CH120

CH120



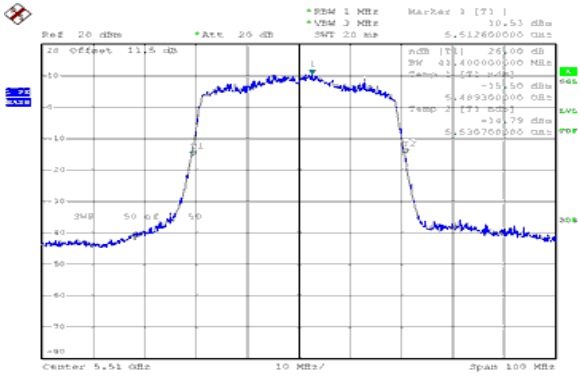
CH140

CH140

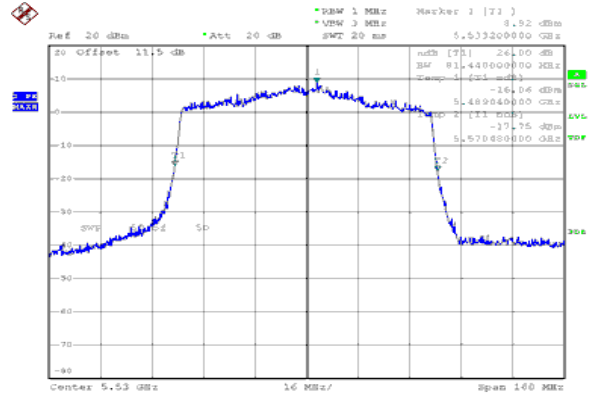




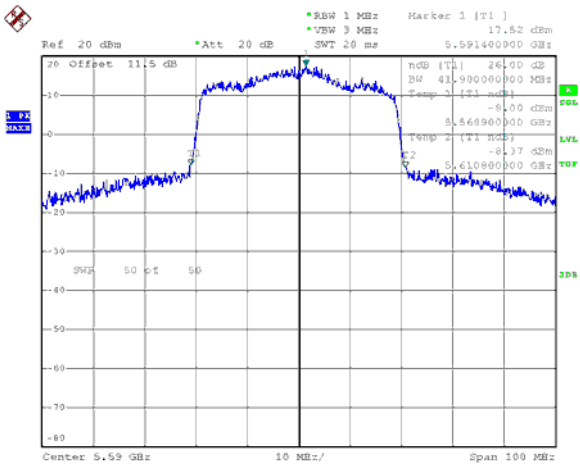
26dB Bandwidth, Band 3
Non-Beamforming, ANT B
Modulation Type: 802.11ax HE40(14.6Mbps)
CH102



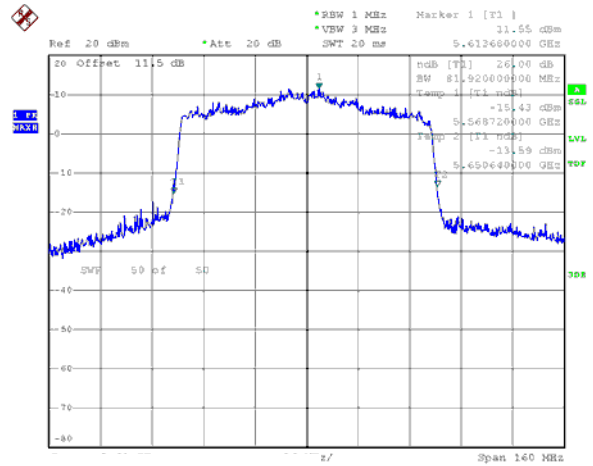
Modulation Type: 802.11ax HE80(30.6Mbps)
CH106



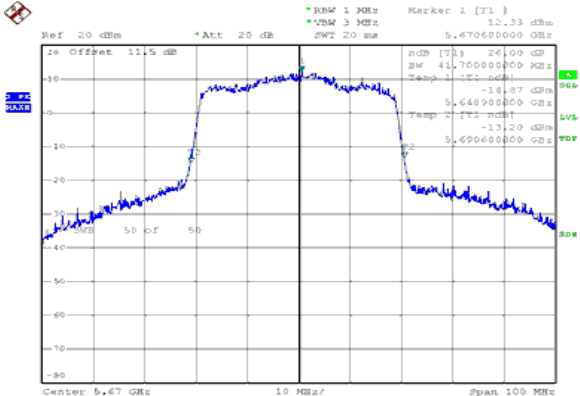
CH118



CH122

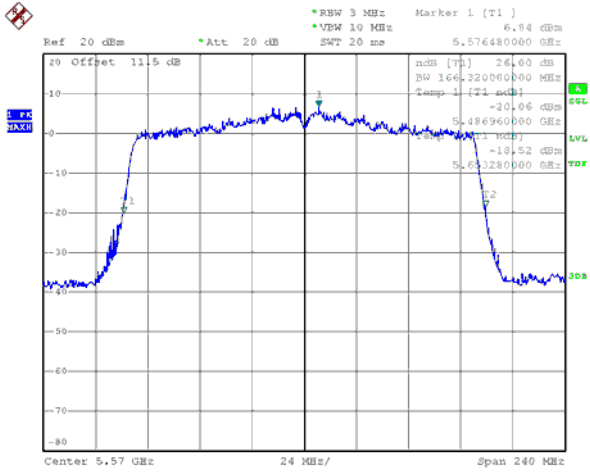


CH134

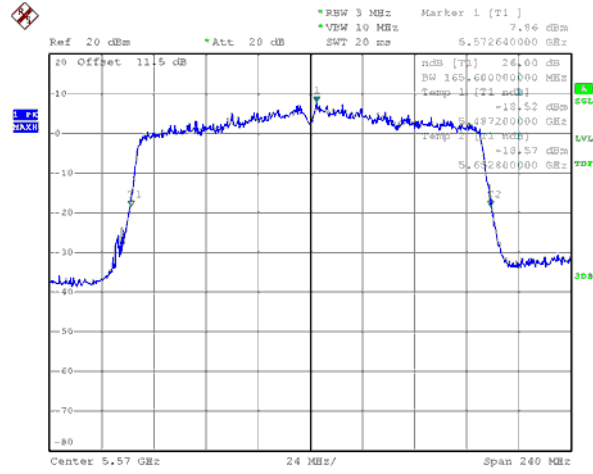




26dB Bandwidth, Band 3-ANT A
Modulation Type: 802. 11ax HE160 (61.3Mbps)
CH114



26dB Bandwidth, Band 3-ANT B
Modulation Type: 802. 11ax HE160 (61.3Mbps)
CH114

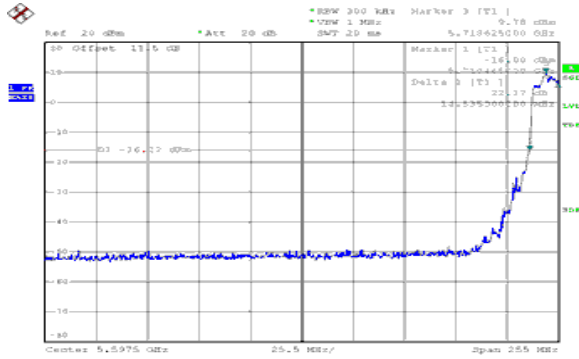




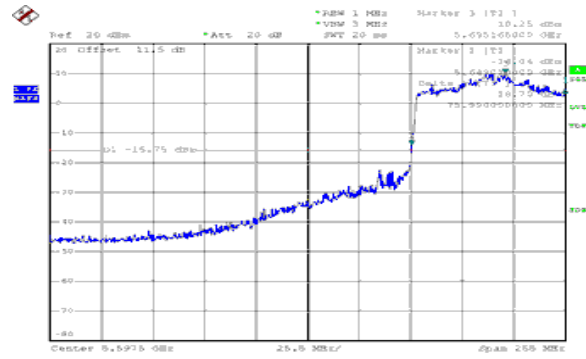
26dB Bandwidth -ANT A

Within 5470-5725MHz Band, Straddle Channel

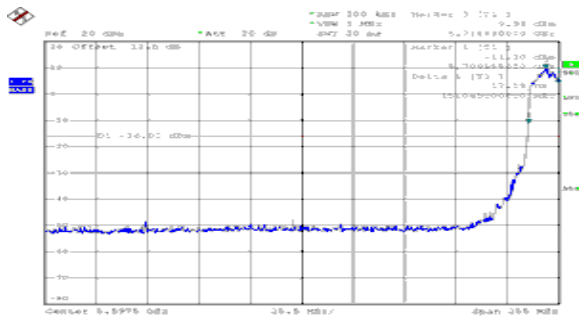
Modulation Type: 802.11a (6Mbps)
CH144



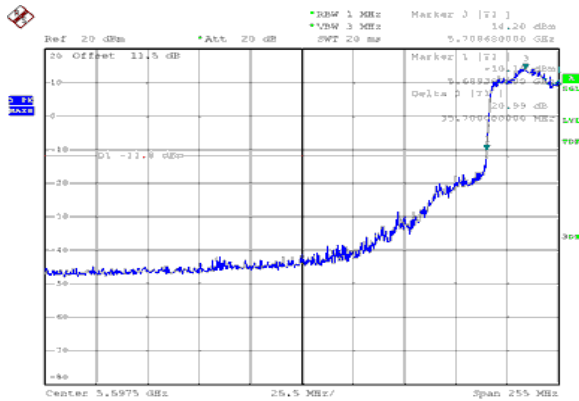
Modulation Type: 802.11ax HE80(30.6Mbps)
CH138



Modulation Type: 802.11ax HE20(7.3Mbps)
CH144



Modulation Type: 802.11ax HE40(14.6Mbps)
CH142

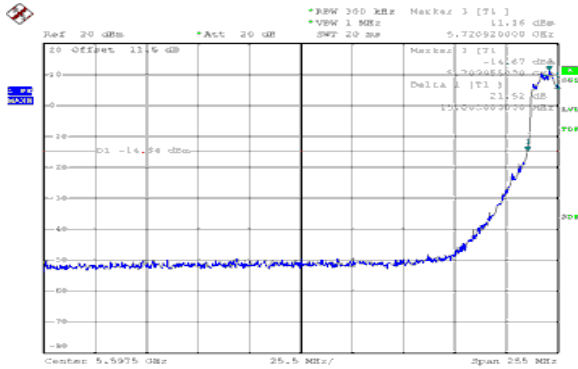




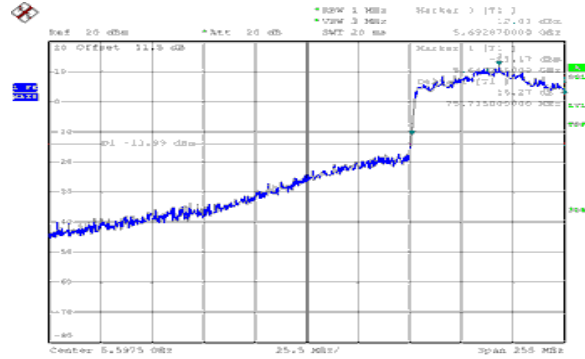
26dB Bandwidth -ANT B

Within 5470-5725MHz Band, Straddle Channel

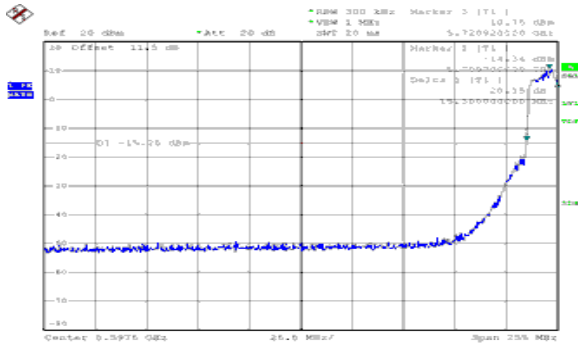
Modulation Type: 802.11a (6Mbps)
CH144



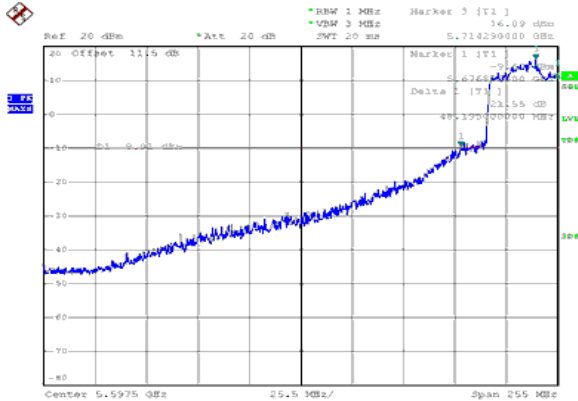
Modulation Type: 802.11ax HE80(30.6Mbps)
CH138



Modulation Type: 802.11ax HE20(7.3Mbps)
CH144

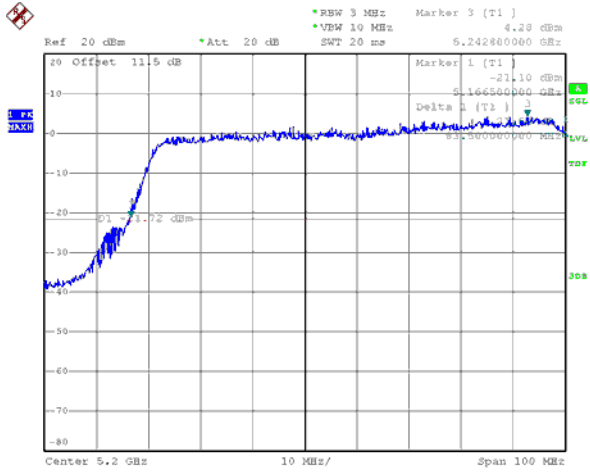


Modulation Type: 802.11ax HE40(14.6Mbps)
CH142

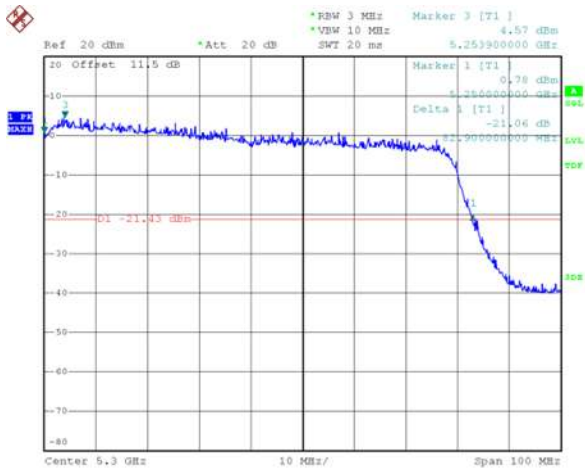




26dB Bandwidth-ANT A
Straddle Channel, Within 5150-5250MHz band
Modulation Type: 802. 11ax HE160 (61.3Mbps)
CH50

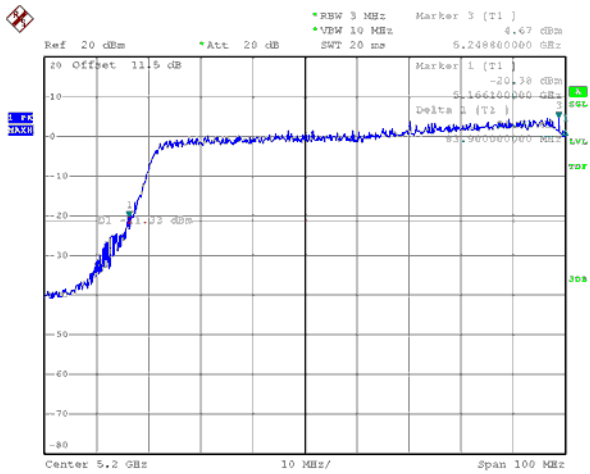


Straddle Channel, Extends across 5250MHz band
Modulation Type: 802. 11ax HE160 (61.3Mbps)
CH50

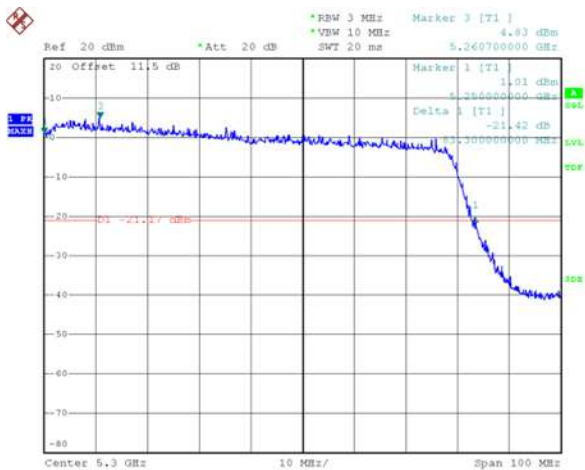




26dB Bandwidth-ANT B
Straddle Channel, Within 5150-5250MHz band
Modulation Type: 802. 11ax HE160 (61.3Mbps)
CH50



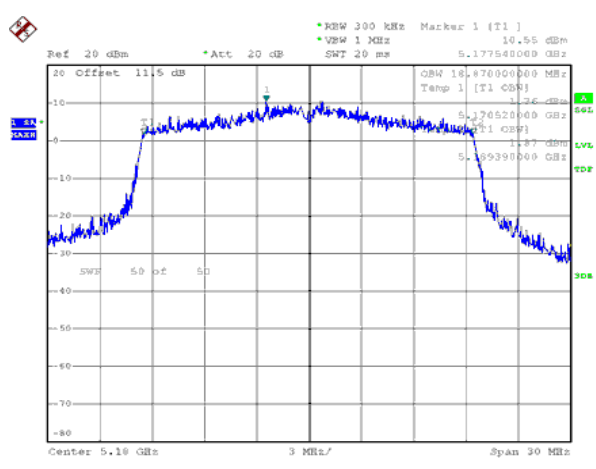
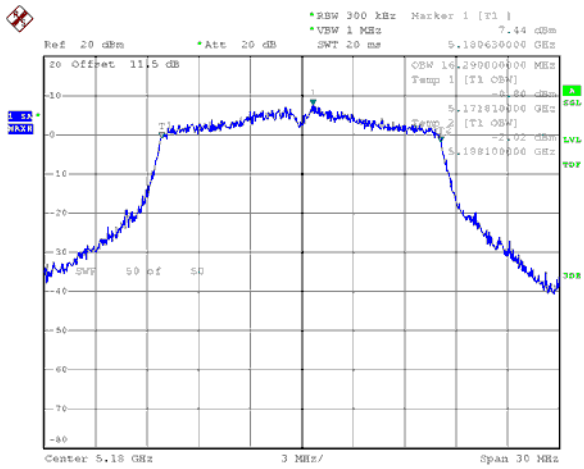
Straddle Channel, Extends across 5250MHz band
Modulation Type: 802. 11ax HE160 (61.3Mbps)
CH50





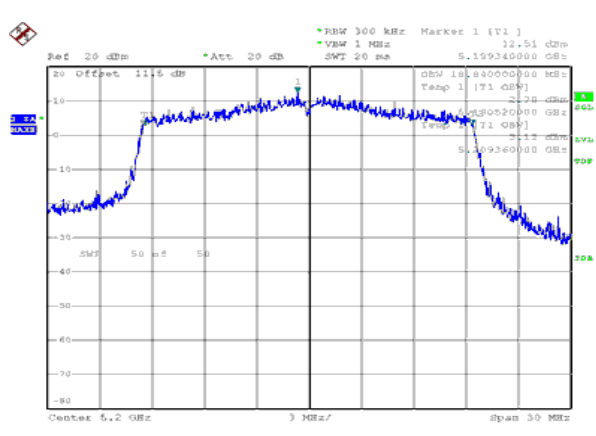
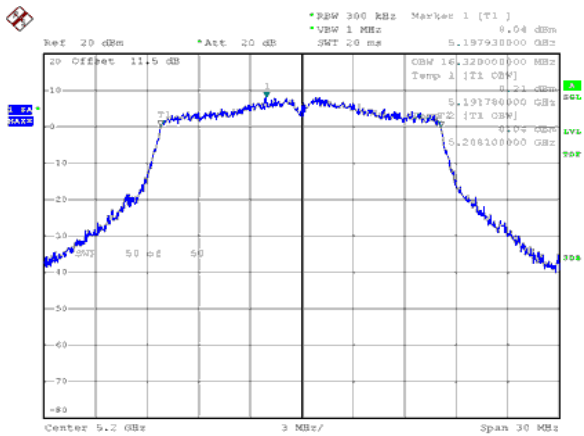
99% Bandwidth , Band 1-ANT A
Modulation Type: 802.11a (6Mbps)
CH36

Modulation Type: 802.11ax HE20(7.3Mbps)
CH36



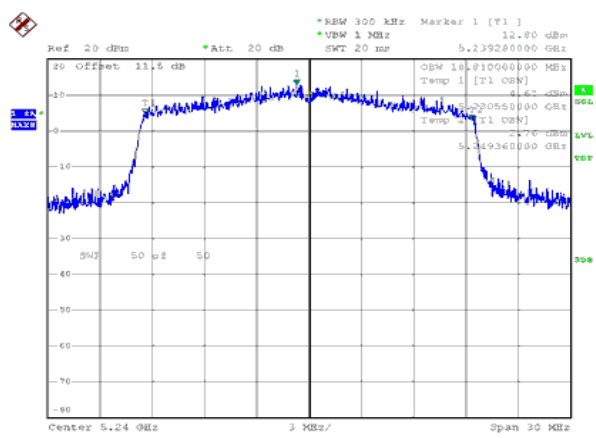
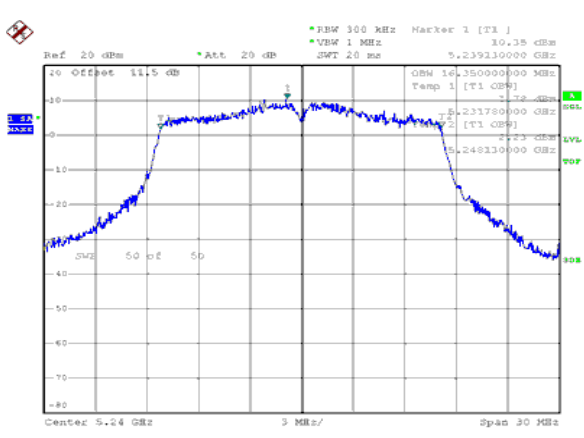
CH40

CH40



CH48

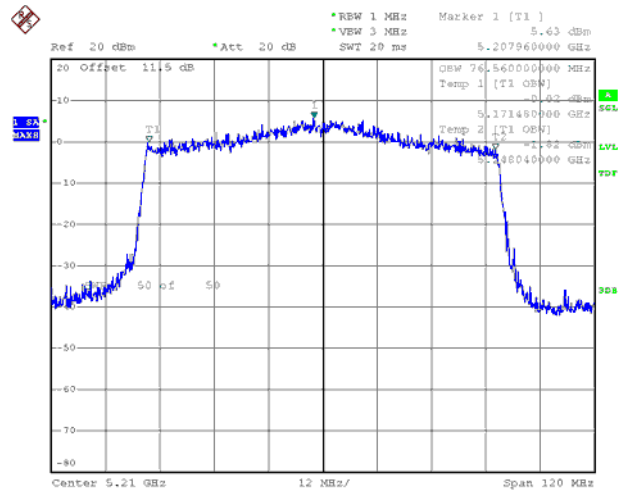
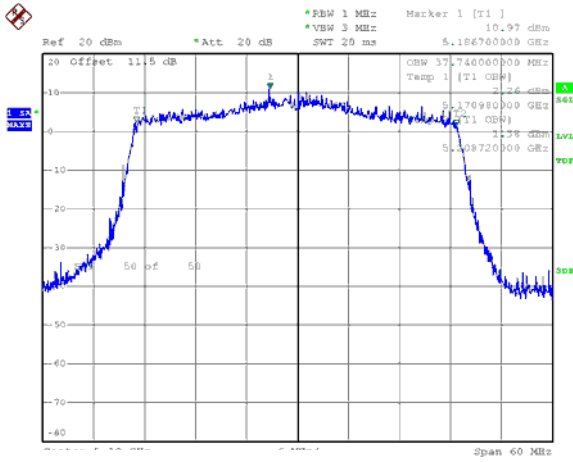
CH48



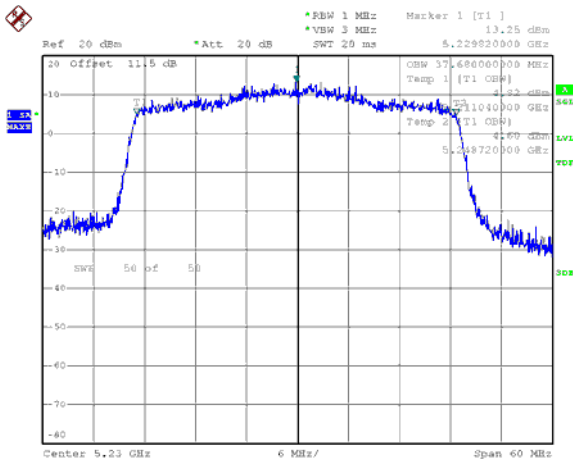


99% Bandwidth , Band 1-ANT A
Modulation Type: 802.11ax HE40(14.6Mbps)
CH38

Modulation Type: 802.11ax HE80(30.6Mbps)
CH42



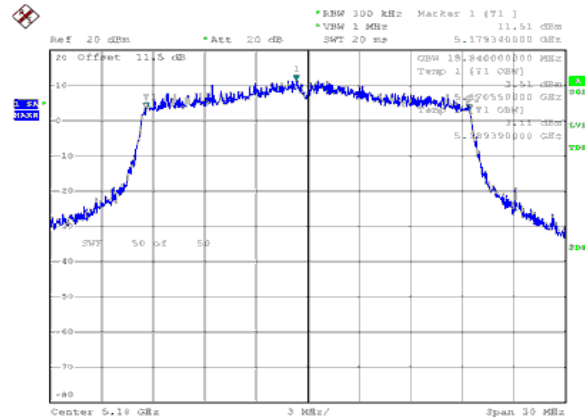
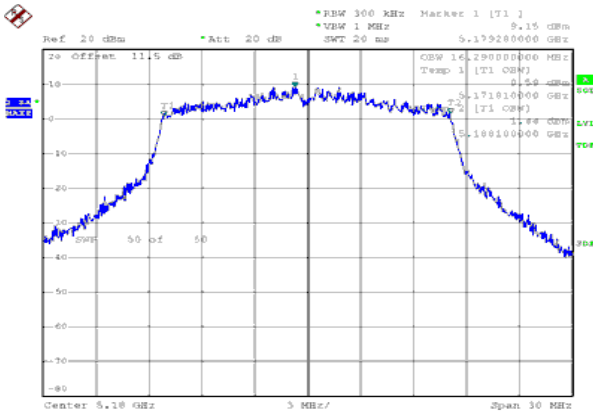
CH46





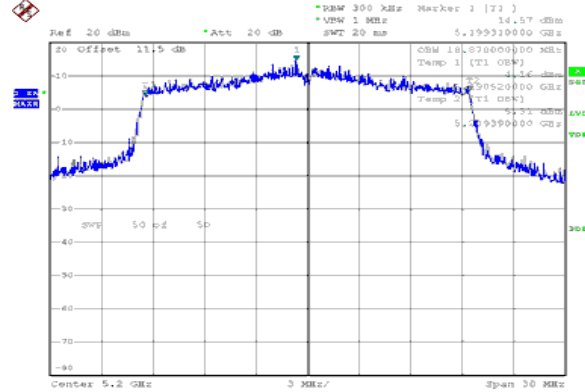
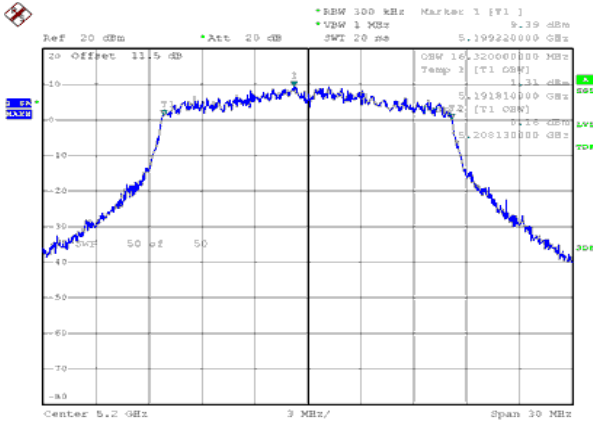
99% Bandwidth , Band 1-ANT B
Modulation Type: 802.11a (6Mbps)
CH36

Modulation Type: 802.11ax HE20(7.3Mbps)
CH36



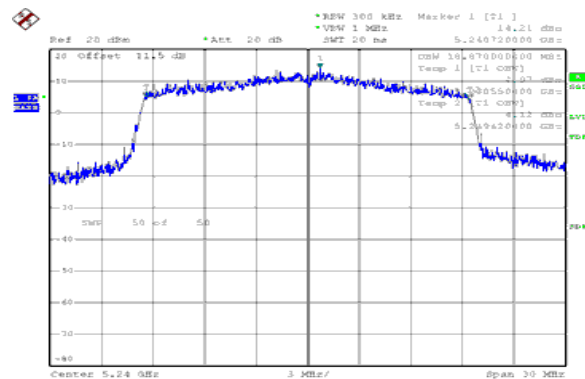
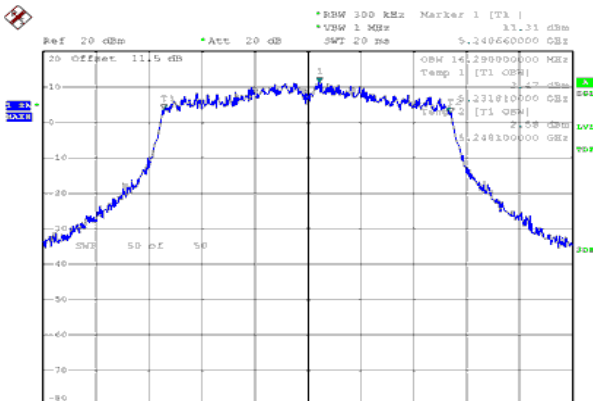
CH40

CH40



CH48

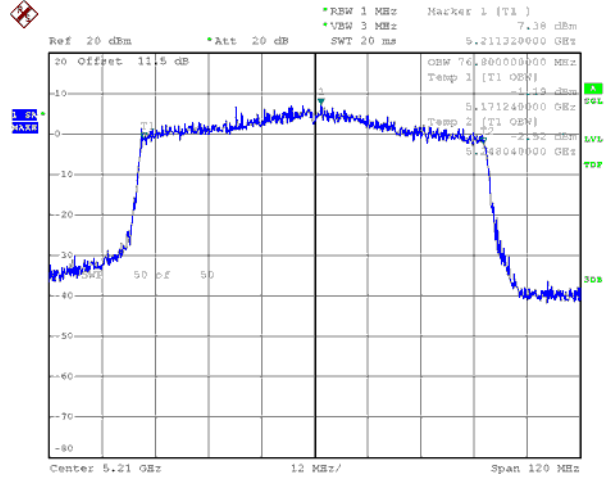
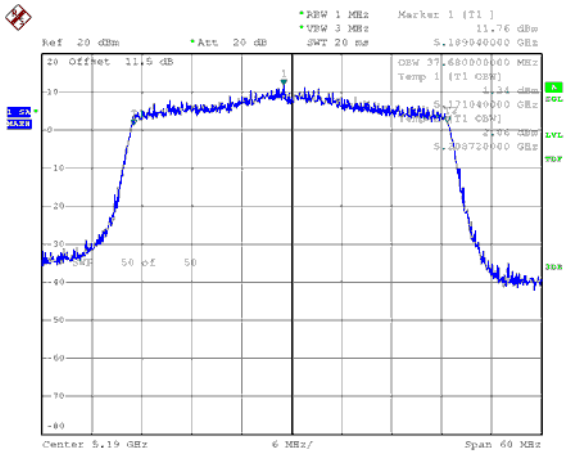
CH48



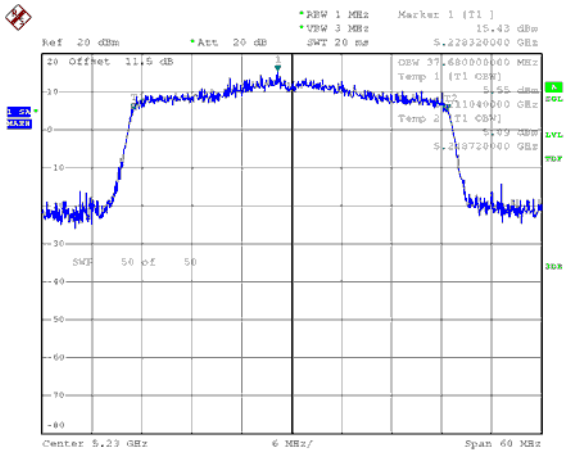


99% Bandwidth , Band 1- ANT B
Modulation Type: 802.11ax HE40(14.6Mbps)
CH38

Modulation Type: 802.11ax HE80(30.6Mbps)
CH42



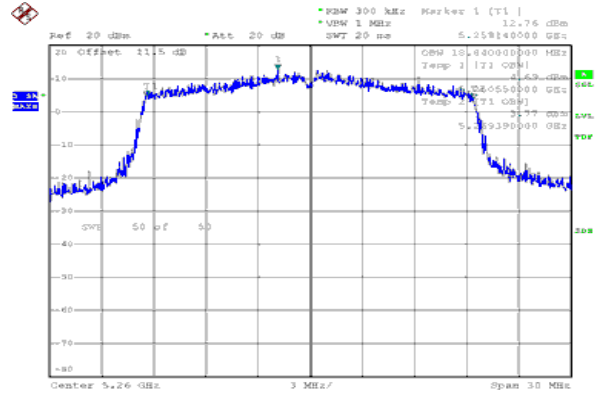
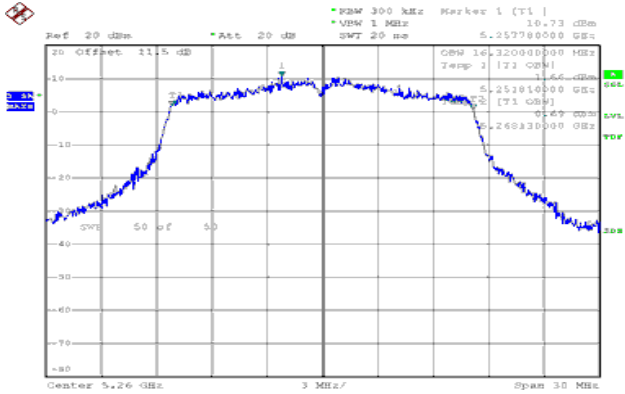
CH46





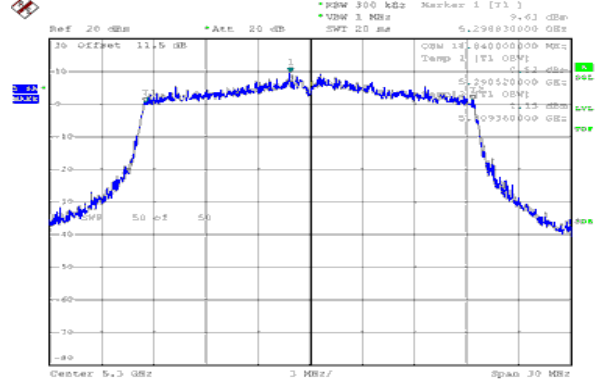
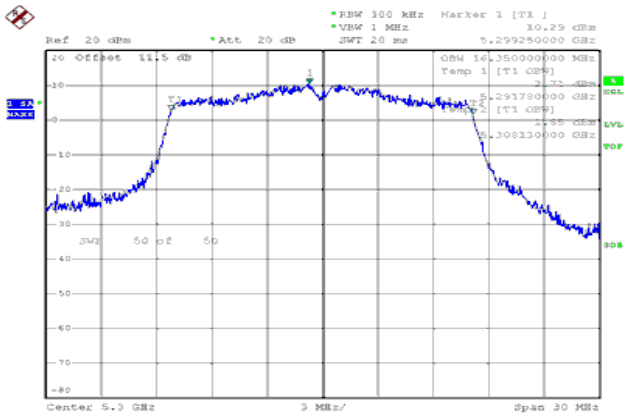
99% Bandwidth , Band 2-ANT A
Modulation Type: 802.11a (6Mbps)
CH52

Modulation Type: 802.11ax HE20(7.3Mbps)
CH52



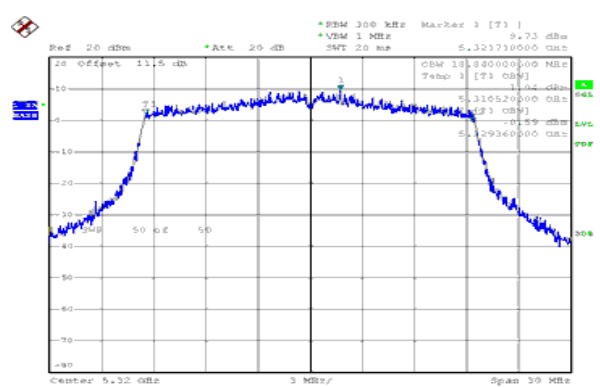
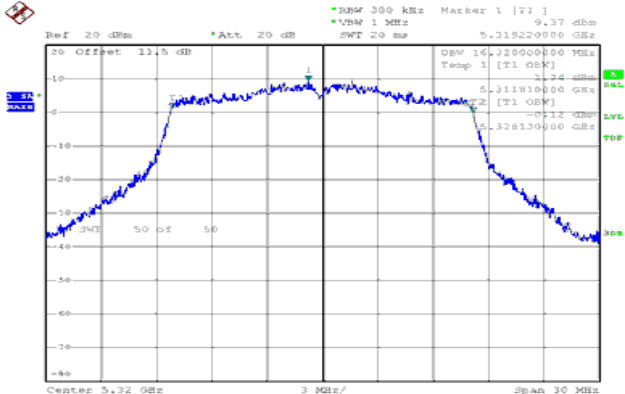
CH60

CH60



CH64

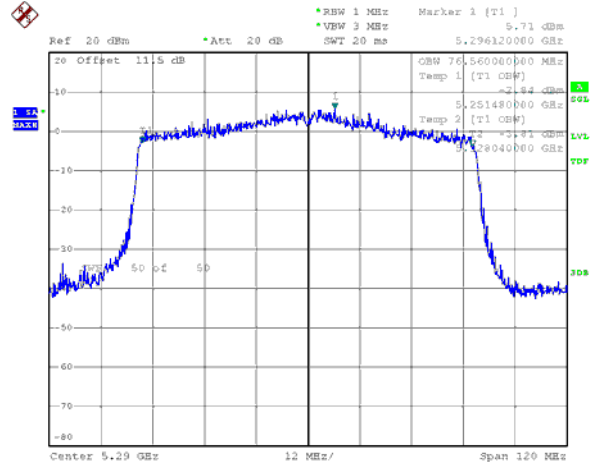
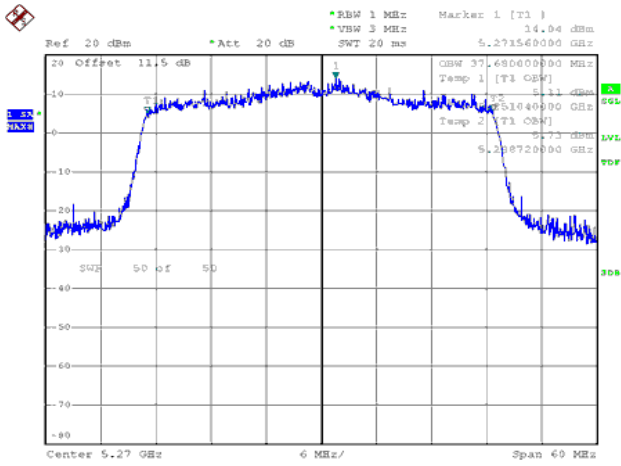
CH64



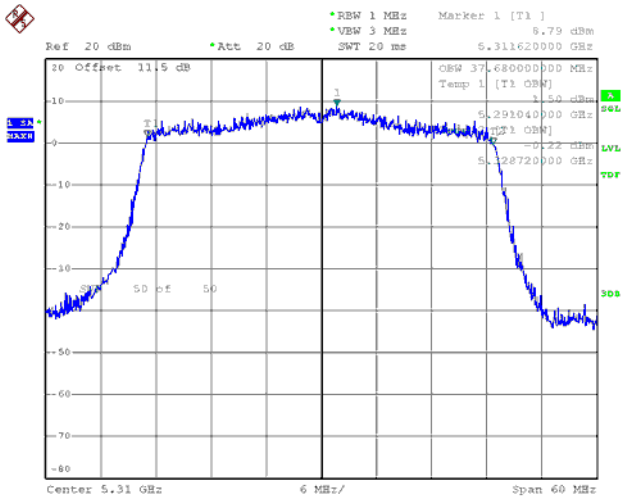


99% Bandwidth , Band 2-ANT A
Modulation Type: 802.11ax HE40(14.6Mbps)
CH54

Modulation Type: 802.11ax HE80(30.6Mbps)
CH58

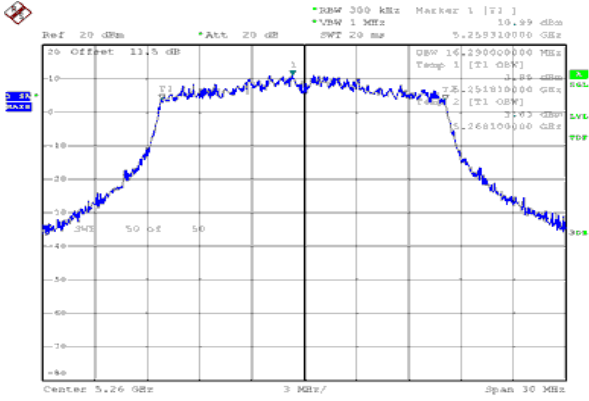


CH62

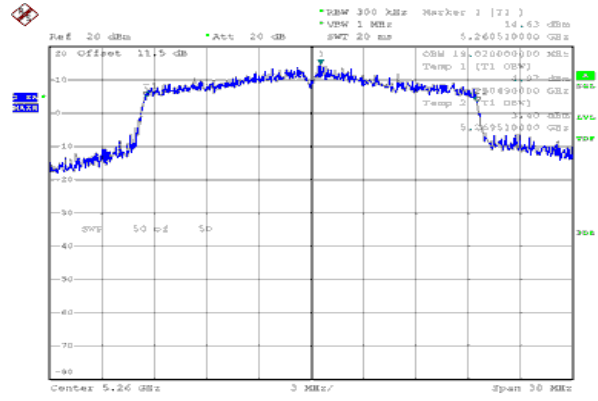




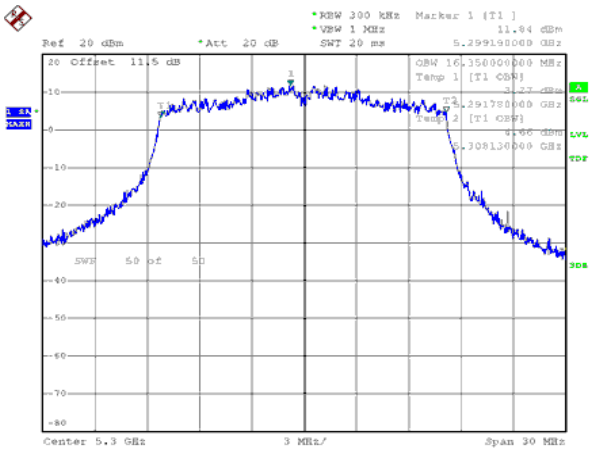
99% Bandwidth , Band 2- ANT B
Modulation Type: 802.11a (6Mbps)
CH52



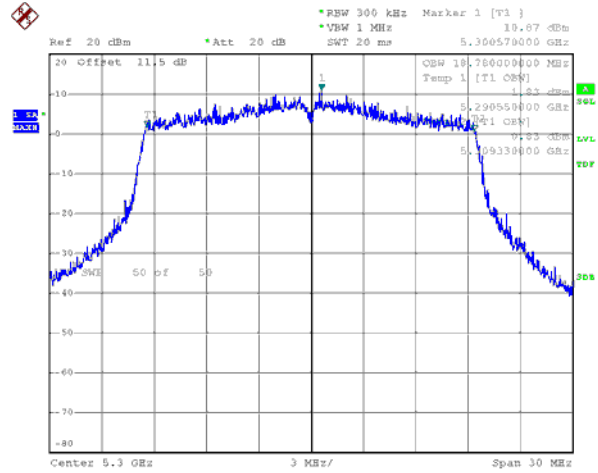
Modulation Type: 802.11ax HE20(7.3Mbps)
CH52



CH60

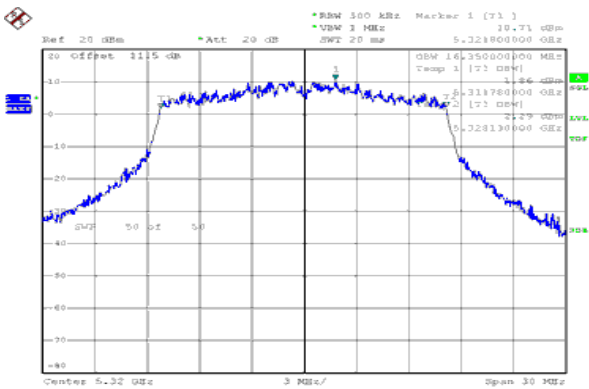


CH60

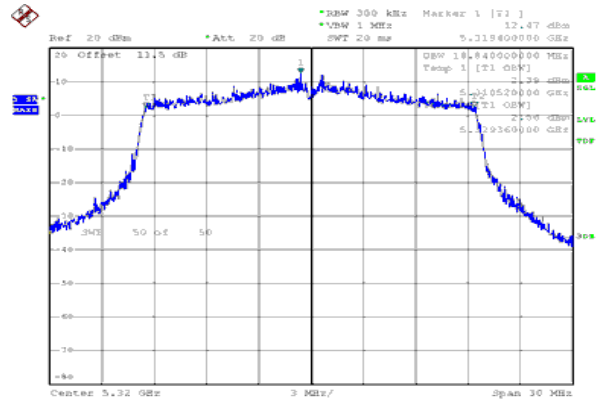


Da:

CH64

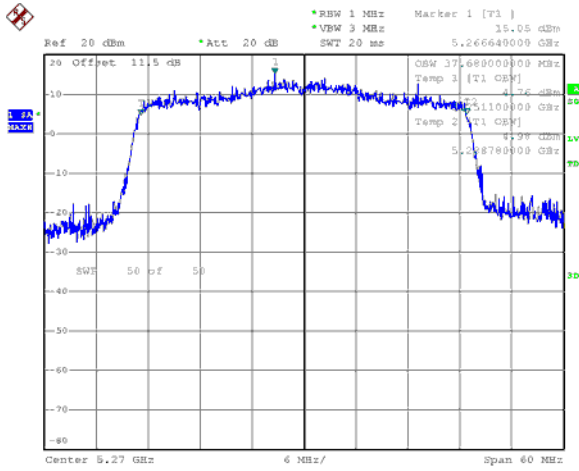


CH64

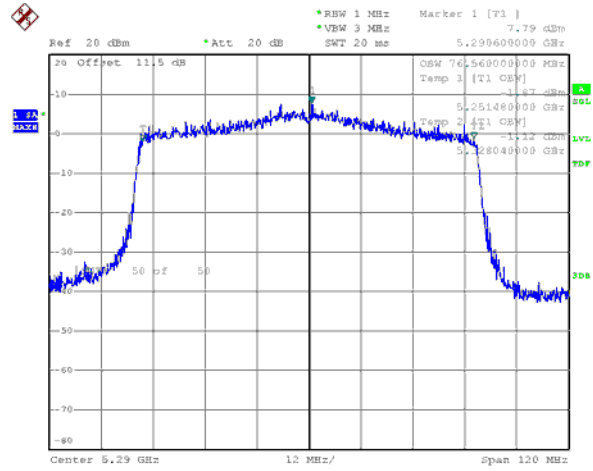




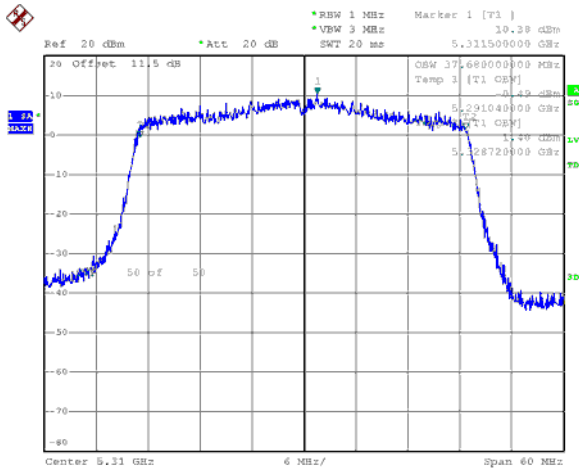
26dB Bandwidth, Band 2- ANT B
Modulation Type: 802.11ax HE40(14.6Mbps)
CH54



Modulation Type: 802.11ax HE80(30.6Mbps)
CH58



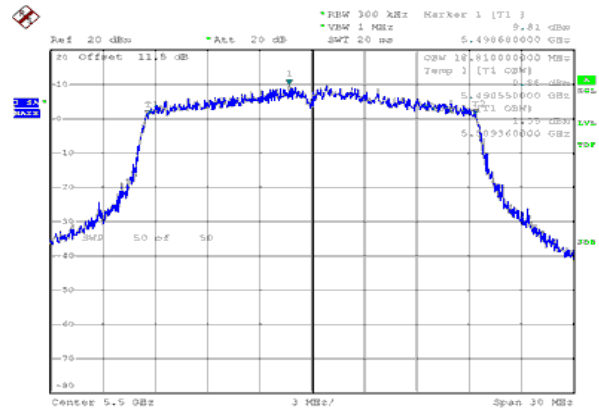
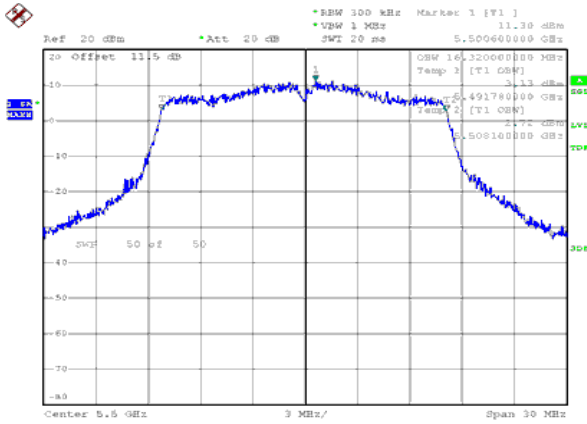
CH62





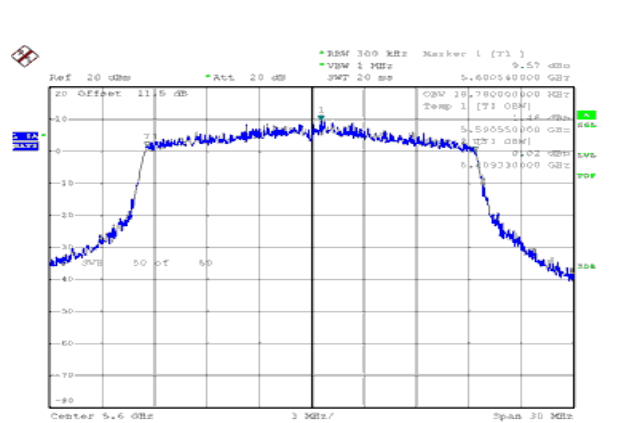
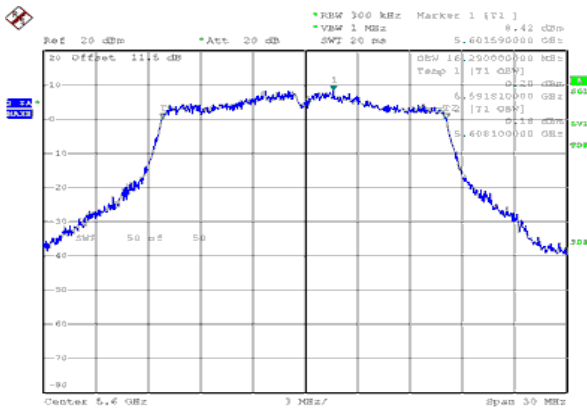
99% Bandwidth , Band 3-ANT A
Modulation Type: 802.11a (6Mbps)
CH100

Modulation Type: 802.11ax HE20(7.3Mbps)
CH100



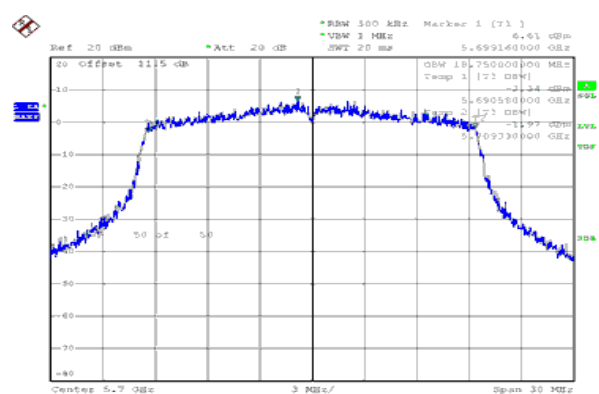
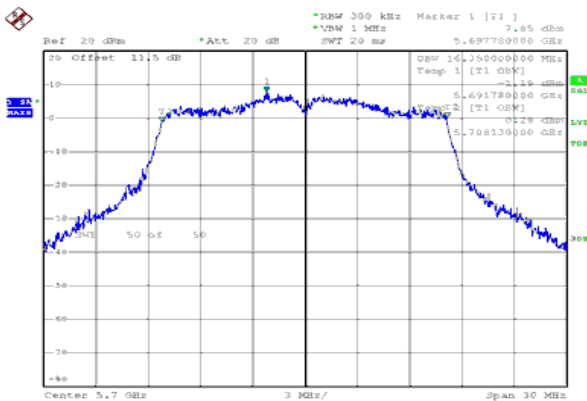
CH120

CH120



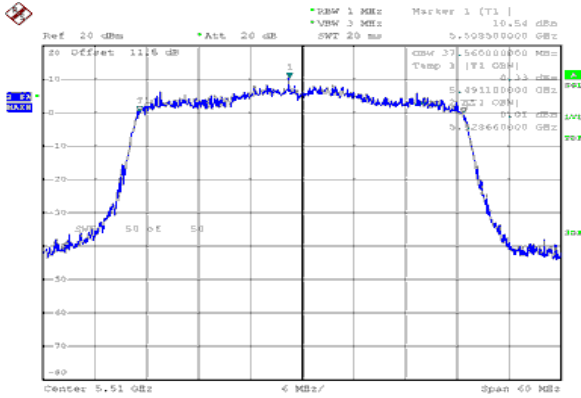
CH140

CH140

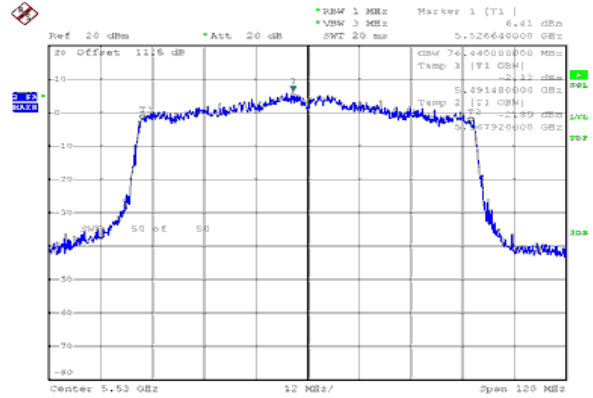




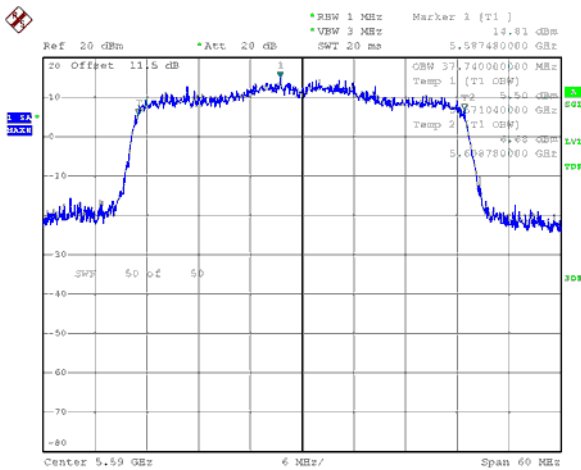
99% Bandwidth , Band 3,ANT A
Modulation Type: 802.11ax HE40(14.6Mbps)
CH102



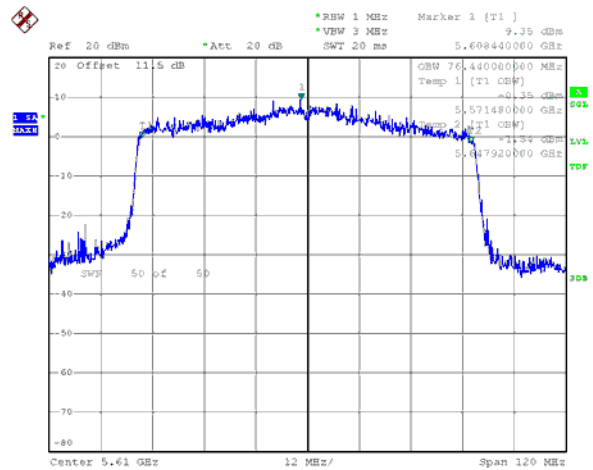
Modulation Type: 802.11ax HE80(30.6Mbps)
CH106



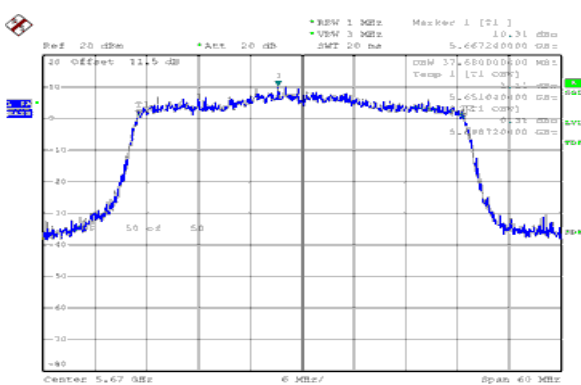
CH118



CH122



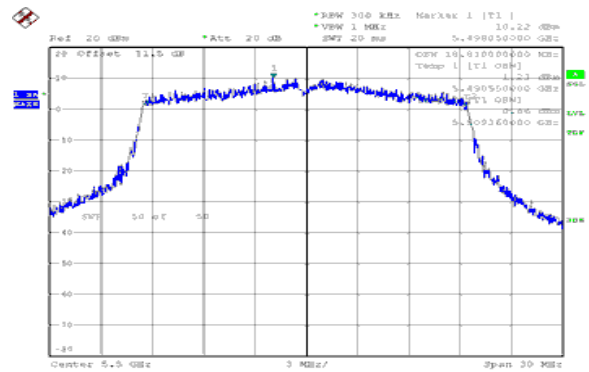
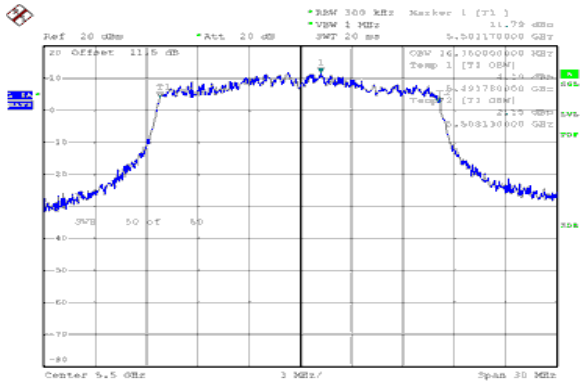
CH134





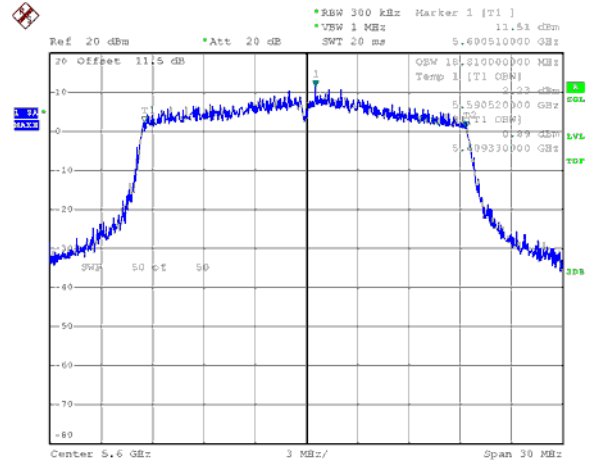
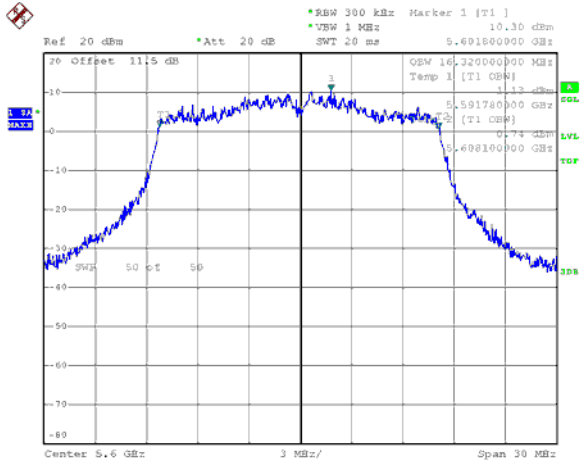
99% Bandwidth , Band 3.ANT B
Modulation Type: 802.11a (6Mbps)
CH100

Modulation Type: 802.11ax HE20(7.3Mbps)
CH100



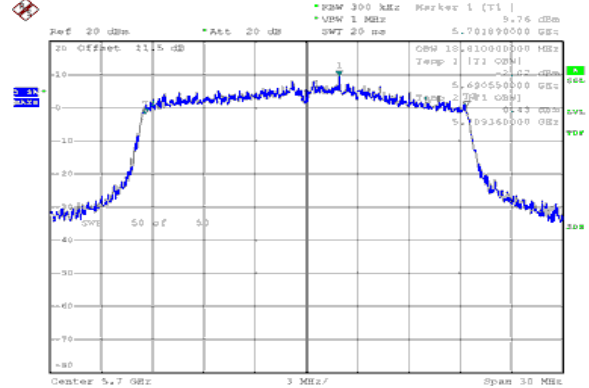
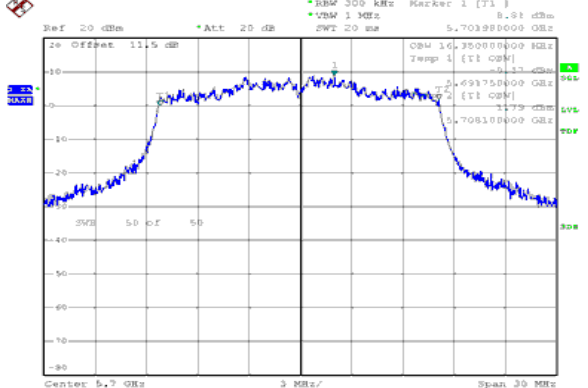
CH120

CH120



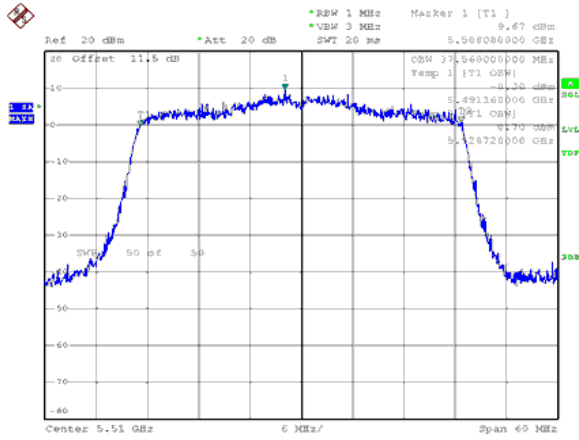
CH140

CH140

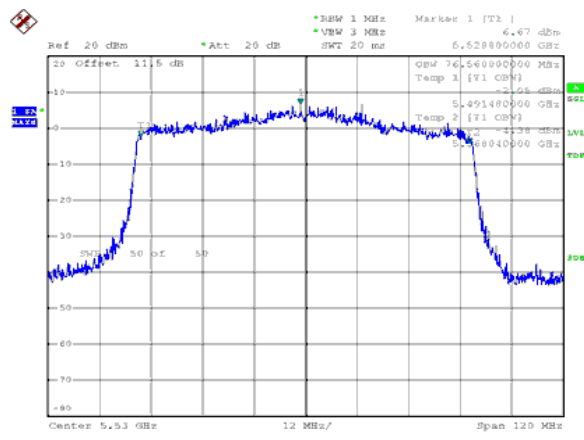




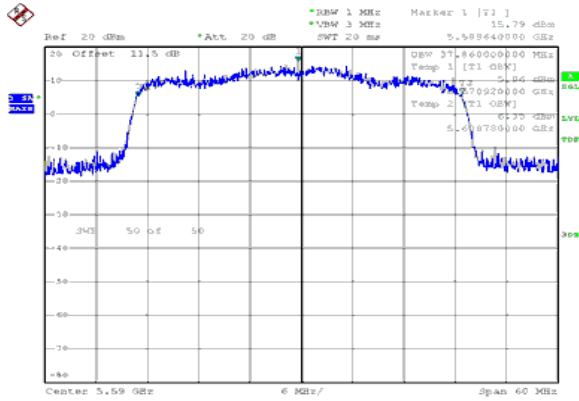
99% Bandwidth , Band 3
Non-Beamforming, ANT B
Modulation Type: 802.11ax HE40(14.6Mbps)
CH102



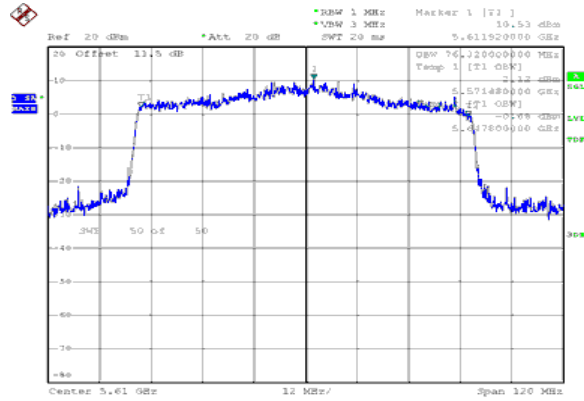
Modulation Type: 802.11ax HE80(30.6Mbps)
CH106



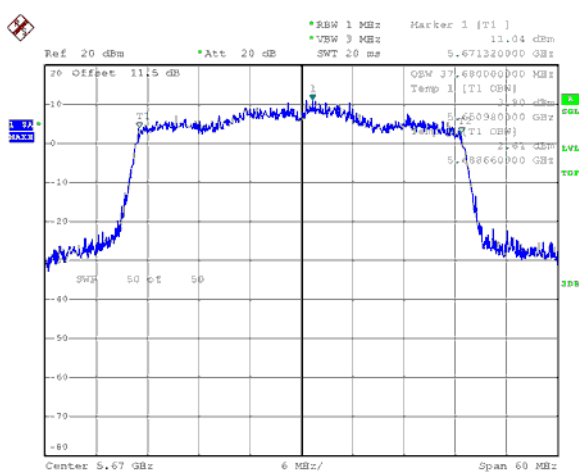
CH118



CH122

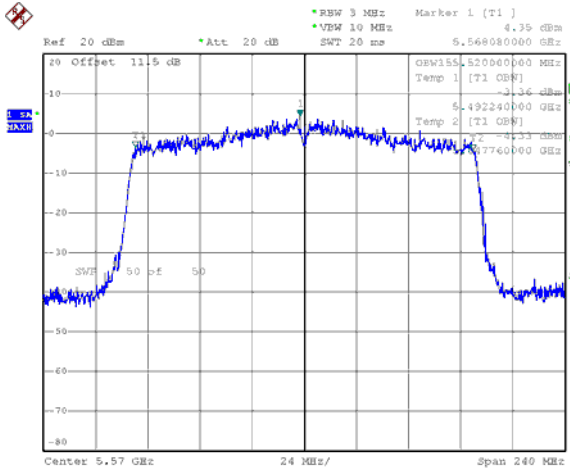


CH134

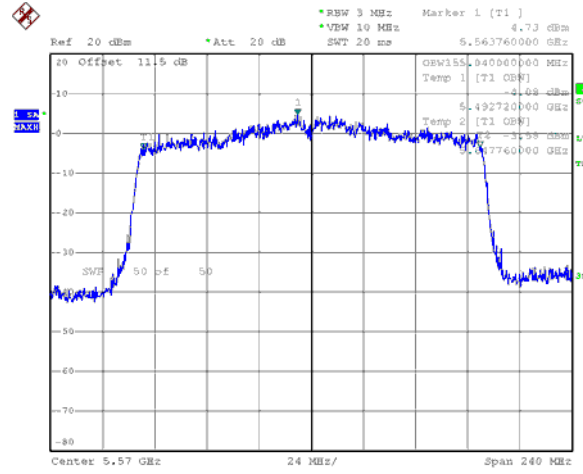




26dB Bandwidth, Band 3-ANT A
Modulation Type: 802. 11ax HE160 (61.3Mbps)
CH114



26dB Bandwidth, Band 3-ANT B
Modulation Type: 802. 11ax HE160 (61.3Mbps)
CH114

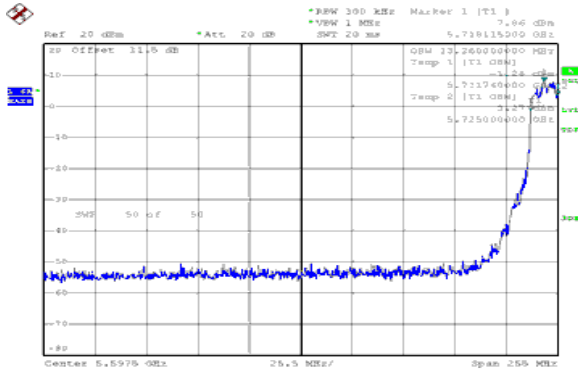




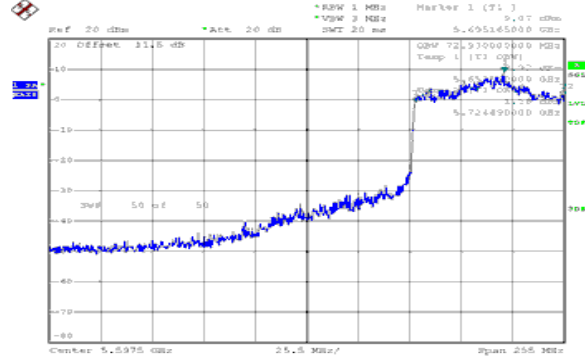
99% Bandwidth -ANT A

Within 5470-5725MHz Band, Straddle Channel

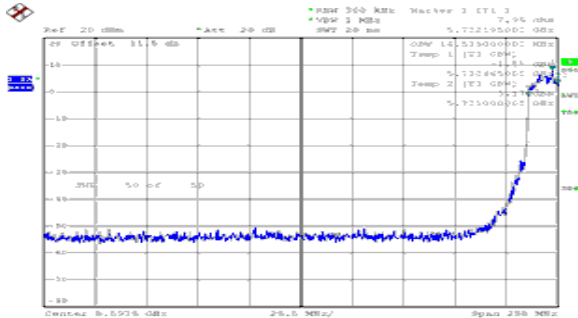
Modulation Type: 802.11a (6Mbps)
CH144



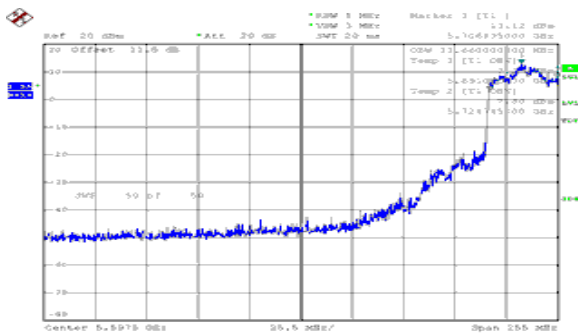
Modulation Type: 802.11ax HE80(30.6Mbps)
CH138



Modulation Type: 802.11ax HE20(7.3Mbps)
CH144



Modulation Type: 802.11ax HE40(14.6Mbps)
CH142

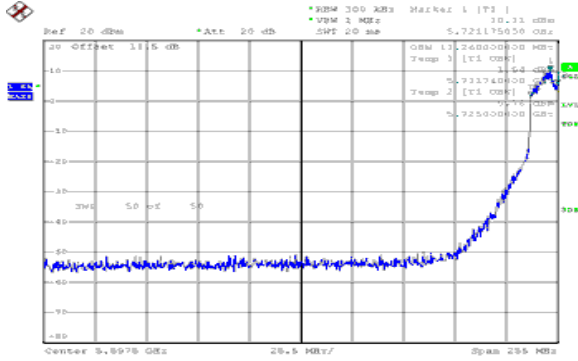




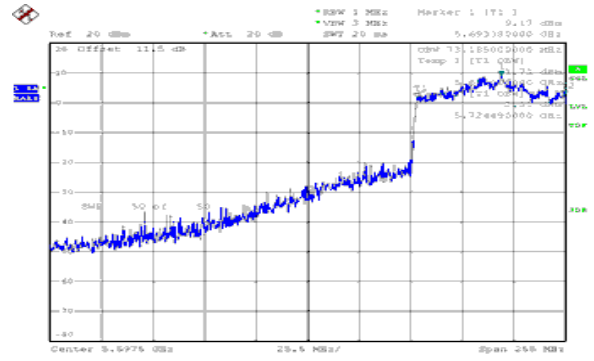
99% Bandwidth -ANT B

Within 5470-5725MHz Band, Straddle Channel

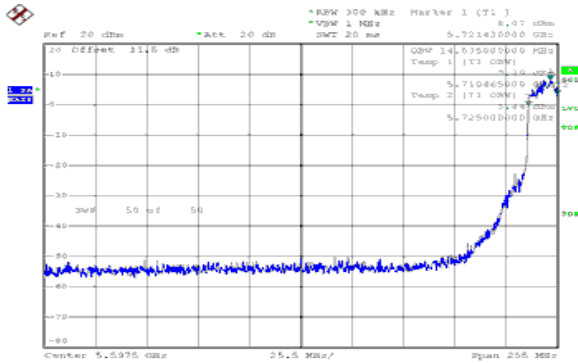
Modulation Type: 802.11a (6Mbps)
CH144



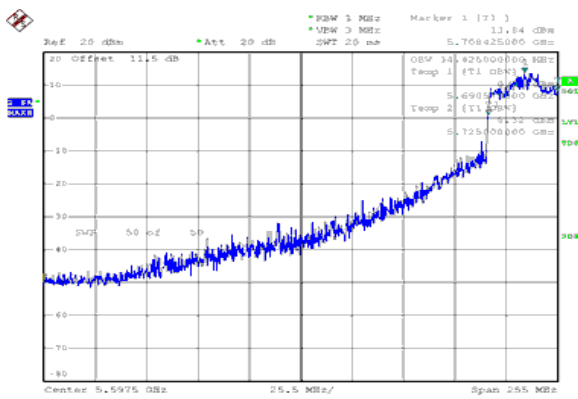
Modulation Type: 802.11ax HE80(30.6Mbps)
CH138



Modulation Type: 802.11ax HE20(7.3Mbps)
CH144

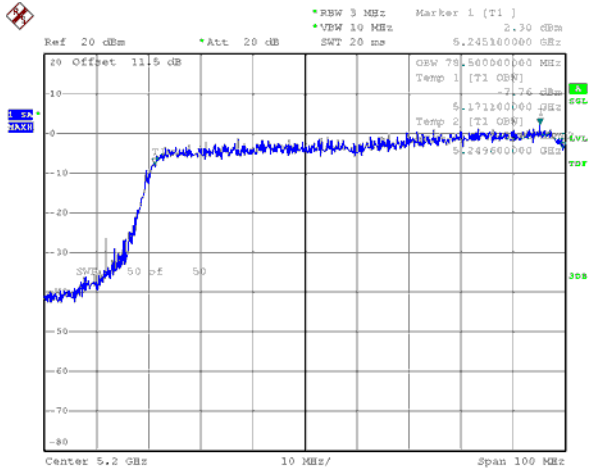


Modulation Type: 802.11ax HE40(14.6Mbps)
CH142

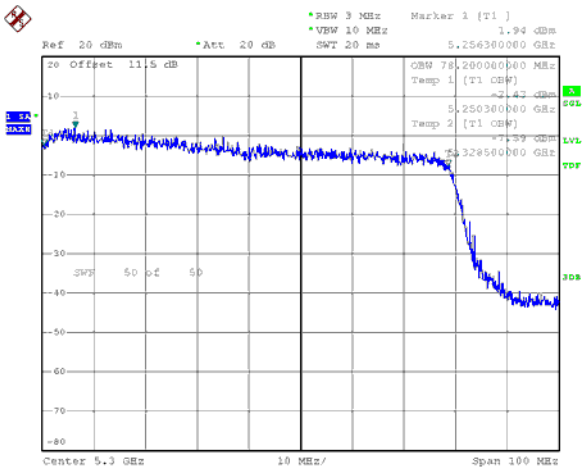




99% Bandwidth -ANT A
Straddle Channel, Within 5150-5250MHz band
Modulation Type: 802. 11ax HE160 (61.3Mbps)
CH50

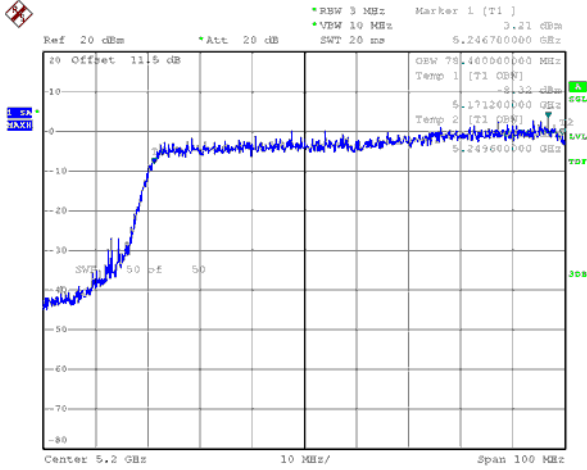


Straddle Channel, Extends across 5250MHz band
Modulation Type: 802. 11ax HE160 (61.3Mbps)
CH50

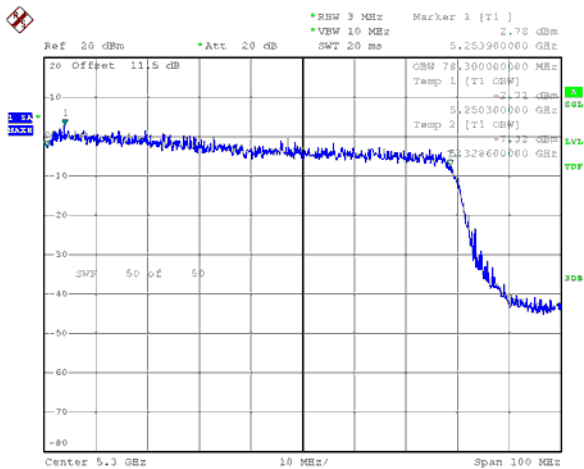




99% Bandwidth -ANT B
Straddle Channel, Within 5150-5250MHz band
Modulation Type: 802. 11ax HE160 (61.3Mbps)
CH50



Straddle Channel, Extends across 5250MHz band
Modulation Type: 802. 11ax HE160 (61.3Mbps)
CH50





10. Average Power

10.1. Test Limit

Output Power:

Frequency Band	Limit	
<input checked="" type="checkbox"/> 5.15~5.25GHz		
	Operating Mode	
<input checked="" type="checkbox"/>	Outdoor access point	The maximum conducted output power over the frequency band of operation shall not exceed 1 W (30dBm) provided the maximum antenna gain does not exceed 6 dBi. If transmitting antennas of directional gain greater than 6 dBi are used, both the maximum conducted output power and the maximum power spectral density shall be reduced by the amount in dB that the directional gain of the antenna exceeds 6 dBi. The maximum e.i.r.p. at any elevation angle above 30degrees as measured from the horizon must not exceed 125 mW (21 dBm).
<input type="checkbox"/>	Indoor access point	The maximum conducted output power over the frequency band of operation shall not exceed 1 W (30dBm) provided the maximum antenna gain does not exceed 6 dBi. If transmitting antennas of directional gain greater than 6 dBi are used, both the maximum conducted output power and the maximum power spectral density shall be reduced by the amount in dB that the directional gain of the antenna exceeds 6 dBi.
<input type="checkbox"/>	Fixed point-to-point access points	The maximum conducted output power over the frequency band of operation shall not exceed 1 W (30dBm). Fixed point-to-point U-NII devices may employ antennas with directional gain up to 23 dBi without any corresponding reduction in the maximum conducted output power or maximum power spectral density. For fixed point-to-point transmitters that employ a directional antenna gain greater than 23 dBi, a 1 dB reduction in maximum conducted output power and maximum power spectral density is required for each 1 dB of antenna gain in excess of 23 dBi.
<input type="checkbox"/>	client devices	The maximum conducted output power over the frequency band of operation shall not exceed 250 mW (24dBm) provided the maximum antenna gain does not exceed 6 dBi. If transmitting antennas of directional gain greater than 6 dBi are used, both the maximum conducted output power and the maximum power spectral density shall be reduced by the amount in dB that the directional gain of the antenna exceeds 6 dBi.



Frequency Band	Limit
<input checked="" type="checkbox"/> 5.25-5.35 GHz	The maximum conducted output power over the frequency bands of operation shall not exceed the lesser of 250 mW (24dBm) or 11 dBm 10 log B, where B is the 26 dB emission bandwidth in megahertz. If transmitting antennas of directional gain greater than 6 dBi are used, both the maximum conducted output power and the maximum power spectral density shall be reduced by the amount in dB that the directional gain of the antenna exceeds 6 dBi.
<input checked="" type="checkbox"/> 5.470-5.725 GHz	
<input checked="" type="checkbox"/> 5.725~5.85 GHz	

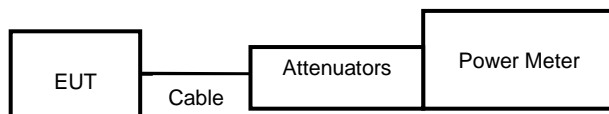
10.2. Test Procedure

According to the methods defined in ANSI C63.10-2013 Section 12.3

The transmitter output is connected to a power meter.

The cable assembly insertion loss of 11.5 dB (including 10 dB pad and 1.5 dB cable) was entered as an offset in the power meter to allow for direct reading of power.

10.3. Test Setup Layout





10.4. Test Result and Data

Non BeamForming
In the 5.2G Band

Modulation Type	Data Rate	Conducted Setting	Channel	Frequency (MHz)	Measured value of each antenna port (dBm)		Total power (dBm)	Total power (mW)	FCC Limit (dBm)
					ANT A	ANT B			
11a	6 Mbps	15	36	5180	14.63	15.92	18.33	68.124	30.00
11a	6 Mbps	15.5	40	5200	15.39	16.17	18.81	75.994	30.00
11a	6 Mbps	18	48	5240	17.21	18.27	20.78	119.745	30.00
11ax HE20	NSS1-MCS0	17	36	5180	16.56	17.88	20.28	106.666	30.00
11ax HE20	NSS1-MCS0	18	40	5200	18.08	19.16	21.66	146.683	30.00
11ax HE20	NSS1-MCS0	19	48	5240	18.93	19.40	22.18	165.259	30.00
11ax HE40	NSS1-MCS0	14	38	5190	13.67	14.82	17.29	53.620	30.00
11ax HE40	NSS1-MCS0	18	46	5230	17.11	18.32	20.77	119.325	30.00
11ax HE80	NSS1-MCS0	13.5	42	5210	12.49	13.87	16.24	42.120	30.00

Modulation Type	Data Rate	Channel (MHz)	Frequency (MHz)	Measured value of each antenna port (dBm)		Gain above 30° (dB)	E.I.R.P Power above 30° (dBm)	Total E.I.R.P above 30° (dBm)	Total E.I.R.P above 30° (mW)	E.I.R.P Limit (dBm)
				Chain 0	Chain 1					
11a	6 Mbps	36	5180	Chain 0	14.63	-2	12.63	16.33	42.98	21
				Chain 1	15.92		13.92			
11a	6 Mbps	40	5200	Chain 0	15.39	-2	13.39	16.81	47.95	21
				Chain 1	16.17		14.17			
11a	6 Mbps	48	5240	Chain 0	17.21	-2	15.21	18.78	75.55	21
				Chain 1	18.27		16.27			
11ax HE20	NSS1-MCS0	36	5180	Chain 0	16.56	-2	14.56	18.28	67.30	21
				Chain 1	17.88		15.88			
11ax HE20	NSS1-MCS0	40	5200	Chain 0	18.08	-2	16.08	19.66	92.55	21
				Chain 1	19.16		17.16			
11ax HE20	NSS1-MCS0	48	5240	Chain 0	19.48	-2	17.48	20.74	118.64	21
				Chain 1	19.97		17.97			
11ax HE40	NSS1-MCS0	38	5190	Chain 0	13.67	-2	11.67	15.29	33.83	21
				Chain 1	14.82		12.82			
11ax HE40	NSS1-MCS0	46	5230	Chain 0	17.11	-2	15.11	18.77	75.29	21
				Chain 1	18.32		16.32			
11ax HE80	NSS1-MCS0	42	5210	Chain 0	12.49	-2	10.49	14.24	26.58	21
				Chain 1	13.87		11.87			



Non BeamForming

In the 5.3G Band

Modulation Type	Data Rate	Conducted Setting	Channel	Frequency (MHz)	Measured value of each antenna port (dBm)		Total power (dBm)	Total power (mW)	FCC Limit (dBm)
					ANT A	ANT B			
11a	6 Mbps	15.5	52	5260	15.29	15.80	18.56	71.825	23.74
11a	6 Mbps	16.5	60	5300	15.18	15.93	18.58	72.135	23.74
11a	6 Mbps	16.5	64	5320	15.52	16.24	18.91	77.718	23.73
11ax HE20	NSS1-MCS0	16.5	52	5260	15.72	16.63	19.21	83.351	24.00
11ax HE20	NSS1-MCS0	17.5	60	5300	15.93	16.82	19.41	87.258	24.00
11ax HE20	NSS1-MCS0	17	64	5320	15.73	16.65	19.22	83.649	24.00
11ax HE40	NSS1-MCS0	18.5	54	5270	17.57	18.48	21.06	127.617	24.00
11ax HE40	NSS1-MCS0	15	62	5310	13.55	14.26	16.93	49.315	24.00
11ax HE80	NSS1-MCS0	14.5	58	5290	12.90	13.73	16.35	43.103	24.00

In the 5.5G Band

Modulation Type	Data Rate	Conducted Setting	Channel	Frequency (MHz)	Measured value of each antenna port (dBm)		Total power (dBm)	Total power (mW)	FCC Limit (dBm)
					ANT A	ANT B			
11a	6 Mbps	16	100	5500	14.71	14.77	17.75	59.572	22.44
11a	6 Mbps	16	120	5600	13.72	14.39	17.08	51.029	22.44
11a	6 Mbps	16	140	5700	14.61	15.45	18.06	63.982	22.45
11ax HE20	NSS1-MCS0	17	100	5500	15.33	15.69	18.52	71.187	22.70
11ax HE20	NSS1-MCS0	17	120	5600	14.53	15.21	17.89	61.569	22.70
11ax HE20	NSS1-MCS0	15	140	5700	13.35	14.27	16.84	48.357	22.70
11ax HE40	NSS1-MCS0	13.5	102	5510	11.89	12.18	15.05	31.972	22.70
11ax HE40	NSS1-MCS0	19	118	5590	16.92	17.43	20.19	104.539	22.70
11ax HE40	NSS1-MCS0	15.5	134	5670	13.87	14.89	17.42	55.210	22.70
11ax HE80	NSS1-MCS0	14	106	5530	11.91	12.55	15.25	33.513	22.70
11ax HE80	NSS1-MCS0	17	122	5610	14.30	15.18	17.77	59.876	22.70
11ax HE160	NSS1-MCS0	11	114	5570	8.88	9.83	12.39	17.343	22.70



Non BeamForming

In the 5.8G Band

Modulation Type	Data Rate	Conducted Setting	Channel	Frequency (MHz)	Measured value of each antenna port (dBm)		Total power (dBm)	Total power (mW)	FCC Limit (dBm)
					ANT A	ANT B			
11a	6 Mbps	19	149	5745	18.00	18.73	21.39	137.741	28.10
11a	6 Mbps	19	157	5785	17.97	18.65	21.33	135.944	28.10
11a	6 Mbps	19	165	5825	17.60	18.42	21.04	127.046	28.10
11ax HE20	NSS1-MCS0	19	149	5745	17.47	18.34	20.94	124.081	28.10
11ax HE20	NSS1-MCS0	19	157	5785	17.83	18.00	20.93	123.769	28.10
11ax HE20	NSS1-MCS0	19	165	5825	17.75	18.13	20.95	124.579	28.10
11ax HE40	NSS1-MCS0	19	151	5755	18.25	18.87	21.58	143.925	28.10
11ax HE40	NSS1-MCS0	19	159	5795	17.75	18.42	21.11	129.069	28.10
11ax HE80	NSS1-MCS0	17.5	155	5775	16.34	17.14	19.77	94.813	28.10



Non BeamForming

FCC Maximum Conducted Output Power (Within 5470-5725MHz band)										
RF Output Power(dBm)										
Setting	Modulation Type	Data Rate	Frequency (MHz)	W/O Duty Factor Measured value of each antenna port (dBm)		W/O duty factor Total power (dBm)	Duty Factor (dB)	With duty factor Total power (mW)	With duty factor Total power (dBm)	FCC Limit (dBm)
				ANT A	ANT B					
16	11a	6M	5720	11.71	12.48	15.12	0.23	34.295	15.35	21.32
17	11ax HE20	NSS1-MCS0	5720	12.10	12.99	15.58	0.37	39.337	15.95	21.47
19	11ax HE40	NSS1-MCS0	5710	14.84	15.74	18.32	0.35	73.681	18.67	22.70
17	11ax HE80	NSS1-MCS0	5690	12.56	13.76	16.21	0.38	45.621	16.59	22.70

FCC Maximum Conducted Output Power (Extends across 5725MHz band)										
RF Output Power(dBm)										
Setting	Modulation Type	Data Rate	Frequency (MHz)	W/O Duty Factor Measured value of each antenna port (dBm)		W/O duty factor Total power (dBm)	Duty Factor (dB)	With duty factor Total power (mW)	With duty factor Total power (dBm)	FCC Limit (dBm)
				ANT A	ANT B					
16	11a	6M	5720	3.17	4.36	6.82	0.23	5.065	7.05	28.10
17	11ax HE20	NSS1-MCS0	5720	5.19	5.13	8.17	0.37	7.146	8.54	28.10
19	11ax HE40	NSS1-MCS0	5710	3.46	3.53	6.51	0.35	4.848	6.86	28.10
17	11ax HE80	NSS1-MCS0	5690	-2.94	-2.51	0.29	0.38	1.167	0.67	28.10

Channel	Setting	Modulation Type	Data Rate	Frequency (MHz)	Avg Power Output (dBm)		Total Power (dBm)
					ANT A	ANT B	
Ch144	16	11a	6 Mbps	5720MHz	14.8	15.16	17.99
Ch144	17	11ax HE20	NSS1-MCS0	5720MHz	15.93	16.35	19.16
Ch142	19	11ax HE40	NSS1-MCS0	5710MHz	17.77	18.34	21.07
Ch138	17	11ax HE80	NSS1-MCS0	5690MHz	15.15	16.23	18.73

Note: Power Meter Average power is for reference only.



Non BeamForming

FCC Maximum Conducted Output Power (Within 5150-5250MHz band)

RF Output Power(dBm)

Setting	Modulation Type	Data Rate	Frequency (MHz)	W/O Duty Factor Measured value of each antenna port (dBm)		W/O duty factor Total power (dBm)	Duty Factor (dB)	With duty factor Total power (mW)	With duty factor Total power (dBm)	FCC Limit (dBm)
				ANT A	ANT B					
8	11ax HE160	NSS1-MCS0	5250	2.24	2.34	5.30	0.38	3.699	5.68	30.00

FCC Maximum Conducted Output Power (Extends across 5250MHz band)

RF Output Power(dBm)

Setting	Modulation Type	Data Rate	Frequency (MHz)	W/O Duty Factor Measured value of each antenna port (dBm)		W/O duty factor Total power (dBm)	Duty Factor (dB)	With duty factor Total power (mW)	With duty factor Total power (dBm)	FCC Limit (dBm)
				ANT A	ANT B					
8	11ax HE160	NSS1-MCS0	5250	1.58	2.08	4.85	0.38	3.332	5.23	24.00

Channel	Setting	Modulation Type	Data Rate	Frequency (MHz)	Avg Power Output (dBm)		Total Power (dBm)
					ANT A	ANT B	
50	8	11ax HE160	NSS1-MCS0	5250	7.79	8.16	10.99

Note: Power Meter Average power is for reference only.



BeamForming

In the 5.2G Band

Modulation Type	Data Rate	Conducted Setting	Channel	Frequency (MHz)	Measured value of each antenna port (dBm)		Total power (dBm)	Total power (mW)	FCC Limit (dBm)
					ANT A	ANT B			
11ax HE20	NSS1-MCS0	12.5	36	5180	12.67	13.26	15.99	39.676	27.54
11ax HE20	NSS1-MCS0	13	40	5200	13.36	13.78	16.59	45.555	27.54
11ax HE20	NSS1-MCS0	15	48	5240	15.05	15.18	18.13	64.950	27.54
11ax HE40	NSS1-MCS0	10.5	38	5190	10.45	11.24	13.87	24.396	27.54
11ax HE40	NSS1-MCS0	14.5	46	5230	14.07	14.81	17.47	55.796	27.54
11ax HE80	NSS1-MCS0	10	42	5210	9.42	10.40	12.95	19.715	27.54

Modulation Type	Data Rate	Channel (MHz)	Frequency (MHz)	Measured value of each antenna port (dBm)		Gain above 30° (dB)	E.I.R.P Power above 30° (dBm)	Total E.I.R.P above 30° (dBm)	Total E.I.R.P above 30° (mW)	E.I.R.P Limit (dBm)
				Chain 0	Chain 1					
11ax HE20	NSS1-MCS0	36	5180	Chain 0	12.67	1.01	13.68	17.00	50.06	21
				Chain 1	13.26					
11ax HE20	NSS1-MCS0	40	5200	Chain 0	13.36	1.01	14.37	17.60	57.48	21
				Chain 1	13.78					
11ax HE20	NSS1-MCS0	48	5240	Chain 0	15.05	1.01	16.06	19.14	81.96	21
				Chain 1	15.18					
11ax HE40	NSS1-MCS0	38	5190	Chain 0	10.45	1.01	11.46	14.88	30.78	21
				Chain 1	11.24					
11ax HE40	NSS1-MCS0	46	5230	Chain 0	14.07	1.01	15.08	18.48	70.41	21
				Chain 1	14.81					
11ax HE80	NSS1-MCS0	42	5210	Chain 0	9.42	1.01	10.43	13.96	24.88	21
				Chain 1	10.40					



BeamForming

In the 5.3G Band

Modulation Type	Data Rate	Conducted Setting	Channel	Frequency (MHz)	Measured value of each antenna port (dBm)		Total power (dBm)	Total power (mW)	FCC Limit (dBm)
					ANT A	ANT B			
11ax HE20	NSS1-MCS0	13	52	5260	12.49	12.81	15.66	36.840	21.53
11ax HE20	NSS1-MCS0	15	60	5300	13.47	13.87	16.68	46.611	21.53
11ax HE20	NSS1-MCS0	14	64	5320	12.60	13.22	15.93	39.186	21.53
11ax HE40	NSS1-MCS0	15	54	5270	14.48	14.96	17.74	59.387	21.53
11ax HE40	NSS1-MCS0	12	62	5310	10.68	11.00	13.85	24.284	21.53
11ax HE80	NSS1-MCS0	11.5	58	5290	10.32	10.64	13.49	22.352	21.53

In the 5.5G Band

Modulation Type	Data Rate	Conducted Setting	Channel	Frequency (MHz)	Measured value of each antenna port (dBm)		Total power (dBm)	Total power (mW)	FCC Limit (dBm)
					ANT A	ANT B			
11ax HE20	NSS1-MCS0	14.5	100	5500	12.81	13.17	16.00	39.848	20.94
11ax HE20	NSS1-MCS0	14	120	5600	12.12	12.99	15.59	36.200	20.94
11ax HE20	NSS1-MCS0	12.5	140	5700	10.91	11.74	14.36	27.259	20.94
11ax HE40	NSS1-MCS0	11	102	5510	9.26	9.95	12.63	18.319	20.94
11ax HE40	NSS1-MCS0	16.5	118	5590	14.21	15.12	17.70	58.872	20.94
11ax HE40	NSS1-MCS0	13.5	134	5670	11.31	12.32	14.85	30.582	20.94
11ax HE80	NSS1-MCS0	11	106	5530	9.60	10.38	13.02	20.035	20.94
11ax HE80	NSS1-MCS0	14	122	5610	11.84	12.74	15.32	34.069	20.94
11ax HE160	NSS1-MCS0	9	114	5570	6.59	7.66	10.17	10.395	20.94



BeamForming

In the 5.8G Band

Modulation Type	Data Rate	Conducted Setting	Channel	Frequency (MHz)	Measured value of each antenna port (dBm)		Total power (dBm)	Total power (mW)	FCC Limit (dBm)
					ANT A	ANT B			
11ax HE20	NSS1-MCS0	17	149	5745	15.67	16.22	18.96	78.777	26.62
11ax HE20	NSS1-MCS0	17	157	5785	15.31	17.17	19.35	86.082	26.62
11ax HE20	NSS1-MCS0	17	165	5825	15.50	16.17	18.86	76.881	26.62
11ax HE40	NSS1-MCS0	17	151	5755	16.16	16.64	19.42	87.437	26.62
11ax HE40	NSS1-MCS0	17.5	159	5795	16.05	16.69	19.39	86.938	26.62
11ax HE80	NSS1-MCS0	16	155	5775	14.64	15.10	17.89	61.467	26.62



BeamForming

FCC Maximum Conducted Output Power (Within 5470-5725MHz band)

RF Output Power(dBm)

Setting	Modulation Type	Data Rate	Frequency (MHz)	W/O Duty Factor Measured value of each antenna port (dBm)		W/O duty factor Total power (dBm)	Duty Factor (dB)	With duty factor Total power (mW)	With duty factor Total power (dBm)	FCC Limit (dBm)
				ANT A	ANT B					
15	11ax HE20	NSS1-MCS0	5720	11.87	12.72	15.33	0.34	36.864	15.67	19.71
17	11ax HE40	NSS1-MCS0	5710	14.49	15.31	17.93	0.37	67.602	18.30	20.94
15.5	11ax HE80	NSS1-MCS0	5690	12.07	13.25	15.71	0.40	40.834	16.11	20.94

FCC Maximum Conducted Output Power (Extends across 5725MHz band)

RF Output Power(dBm)

Setting	Modulation Type	Data Rate	Frequency (MHz)	W/O Duty Factor Measured value of each antenna port (dBm)		W/O duty factor Total power (dBm)	Duty Factor (dB)	With duty factor Total power (mW)	With duty factor Total power (dBm)	FCC Limit (dBm)
				ANT A	ANT B					
15	11ax HE20	NSS1-MCS0	5720	4.72	4.93	7.84	0.34	6.571	8.18	26.62
17	11ax HE40	NSS1-MCS0	5710	2.88	3.08	5.99	0.37	4.327	6.36	26.62
15.5	11ax HE80	NSS1-MCS0	5690	-3.73	-3.00	-0.34	0.40	1.014	0.06	26.62

Channel	Setting	Modulation Type	Data Rate	Frequency (MHz)	Avg Power Output (dBm)		Total Power (dBm)
					ANT A	ANT B	
Ch144	15	11ax HE20	NSS1-MCS0	5720MHz	13.85	14.12	17.00
Ch142	17	11ax HE40	NSS1-MCS0	5710MHz	15.67	16.32	19.02
Ch138	15.5	11ax HE80	NSS1-MCS0	5690MHz	13.24	14.46	16.90

Note: Power Meter Average power is for reference only.



BeamForming

FCC Maximum Conducted Output Power (Within 5150-5250MHz band)

RF Output Power(dBm)

Setting	Modulation Type	Data Rate	Frequency (MHz)	W/O Duty Factor Measured value of each antenna port (dBm)		W/O duty factor Total power (dBm)	Duty Factor (dB)	With duty factor Total power (mW)	With duty factor Total power (dBm)	FCC Limit (dBm)
				ANT A	ANT B					
4.5	11ax HE160	NSS1-MCS0	5250	1.55	1.68	4.63	0.36	3.152	4.99	27.54

FCC Maximum Conducted Output Power (Extends across 5250MHz band)

RF Output Power(dBm)

Setting	Modulation Type	Data Rate	Frequency (MHz)	W/O Duty Factor Measured value of each antenna port (dBm)		W/O duty factor Total power (dBm)	Duty Factor (dB)	With duty factor Total power (mW)	With duty factor Total power (dBm)	FCC Limit (dBm)
				ANT A	ANT B					
4.5	11ax HE160	NSS1-MCS0	5250	1.23	1.88	4.58	0.36	3.117	4.94	21.53

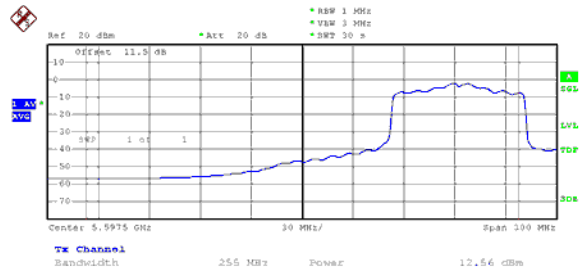
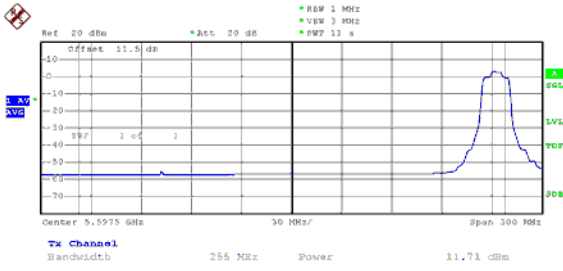
Channel	Setting	Modulation Type	Data Rate	Frequency (MHz)	Avg Power Output (dBm)		Total Power (dBm)
					ANT A	ANT B	
50	4.5	11ax HE160	NSS1-MCS0	5250	4.93	5.24	8.10

Note: Power Meter Average power is for reference only.

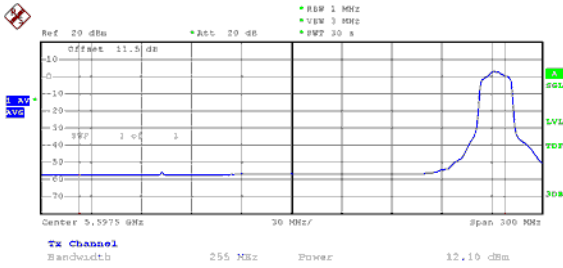


Non-Beamforming, ANT A
Within 5470-5725MHz Band, Straddle Channel
Modulation Type: 802.11a (6Mbps)
CH144

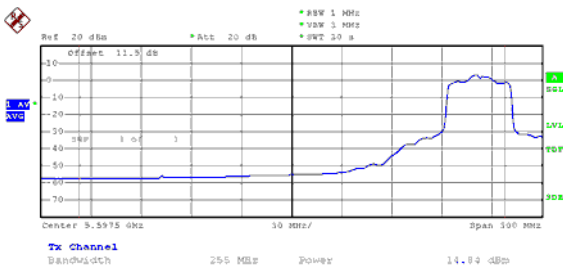
Modulation Type: 802.11ax HE80(30.6Mbps)
CH138



Modulation Type: 802.11ax HE20(7.3Mbps)
CH144



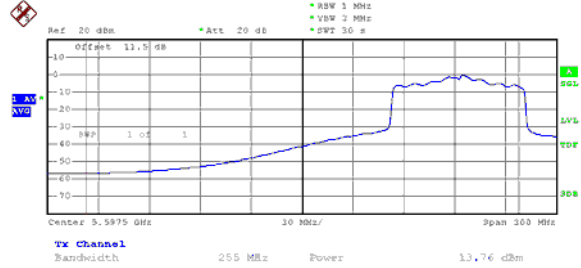
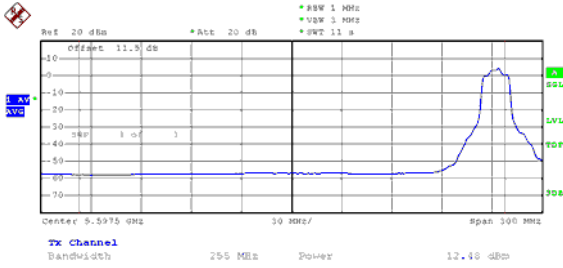
Modulation Type: 802.11ax HE40(14.6Mbps)
CH142



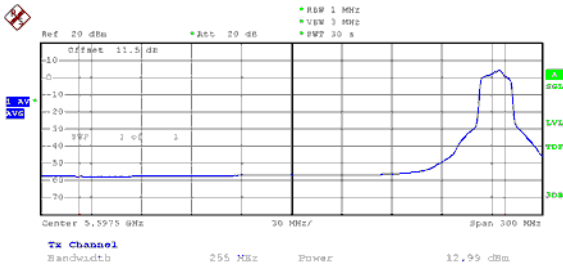


Non-Beamforming, ANT B
Within 5470-5725MHz Band, Straddle Channel
Modulation Type: 802.11a (6Mbps)
CH144

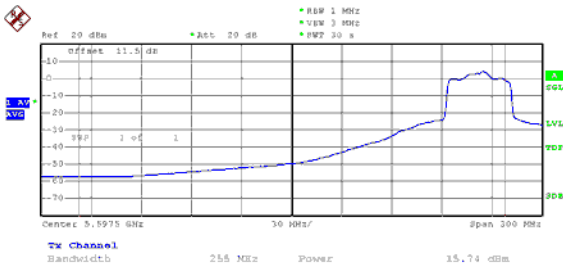
Modulation Type: 802.11ax HE80(30.6Mbps)
CH138



Modulation Type: 802.11ax HE20(7.3Mbps)
CH144



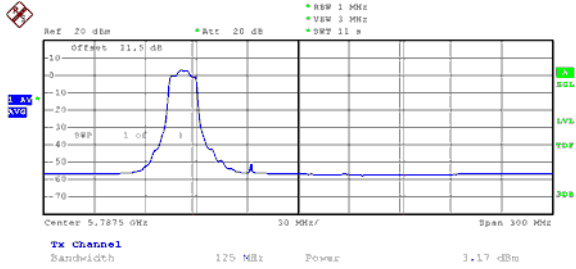
Modulation Type: 802.11ax HE40(14.6Mbps)
CH142



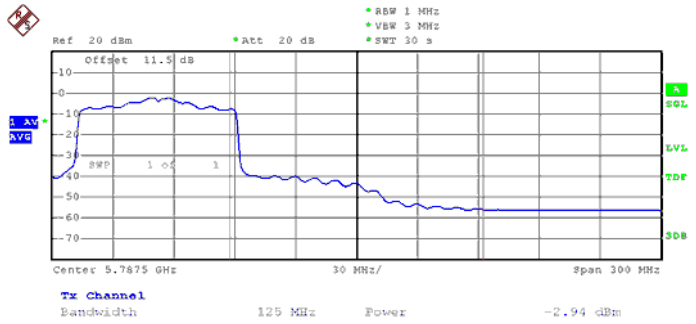


Non-Beamforming, ANT A
Extends across 5725MHz Band, Straddle Channel

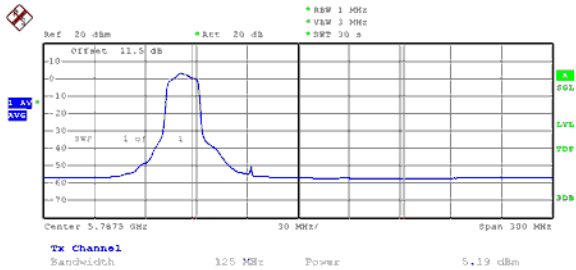
Modulation Type: 802.11a (6Mbps)
CH144



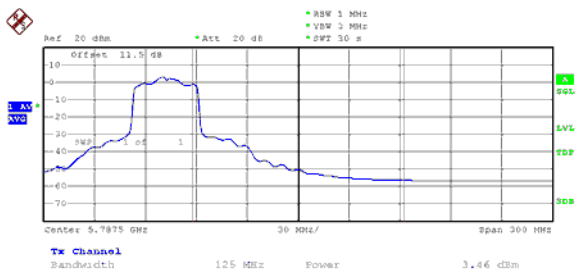
Modulation Type: 802.11ax HE80(30.6Mbps)
CH138



Modulation Type: 802.11ax HE20(7.3Mbps)
CH144



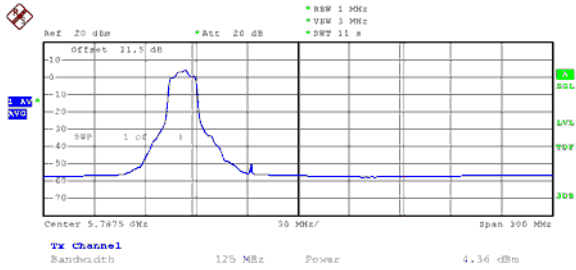
Modulation Type: 802.11ax HE40(14.6Mbps)
CH142



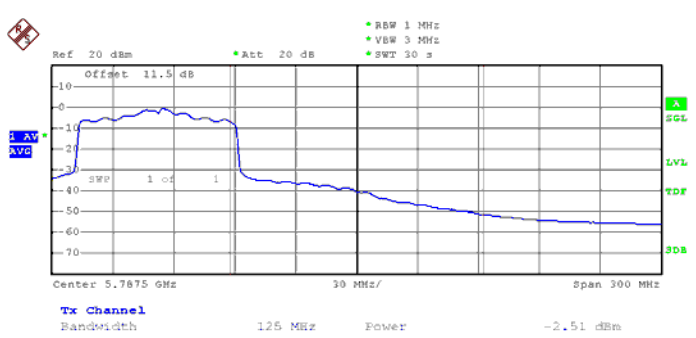


Non-Beamforming, ANT B
Extends across 5725MHz Band, Straddle Channel

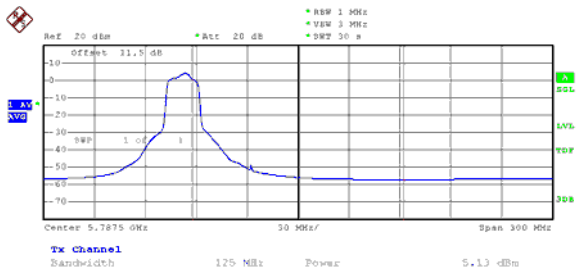
Modulation Type: 802.11a (6Mbps)
CH144



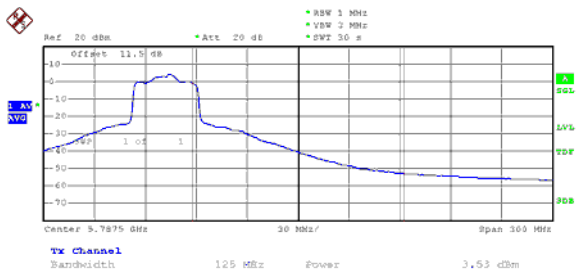
Modulation Type: 802.11ax HE80(30.6Mbps)
CH138



Modulation Type: 802.11ax HE20(7.3Mbps)
CH144

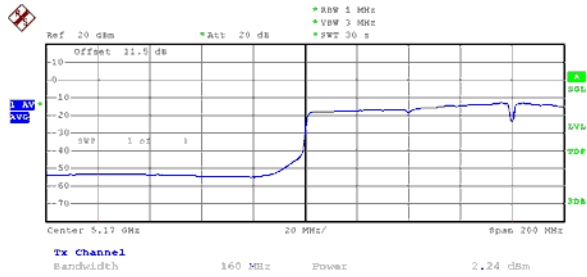


Modulation Type: 802.11ax HE40(14.6Mbps)
CH142

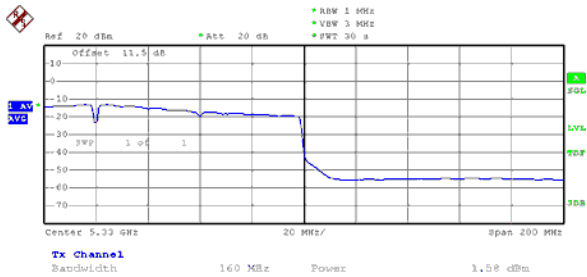




Non-Beamforming, ANT A
Straddle Channel, Within 5150-5250MHz band
Modulation Type: 802. 11ax HE160 (61.3Mbps)
CH50

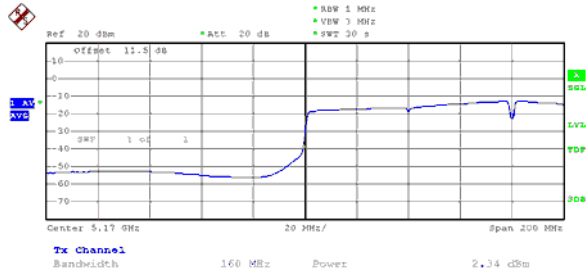


Straddle Channel, Extends across 5250MHz band
Modulation Type: 802. 11ax HE160 (61.3Mbps)
CH50

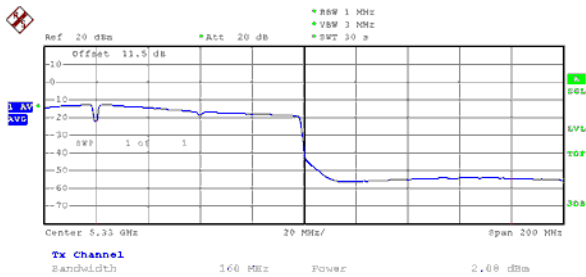




Non-Beamforming, ANT B
Straddle Channel, Within 5150-5250MHz band
Modulation Type: 802. 11ax HE160 (61.3Mbps)
CH50

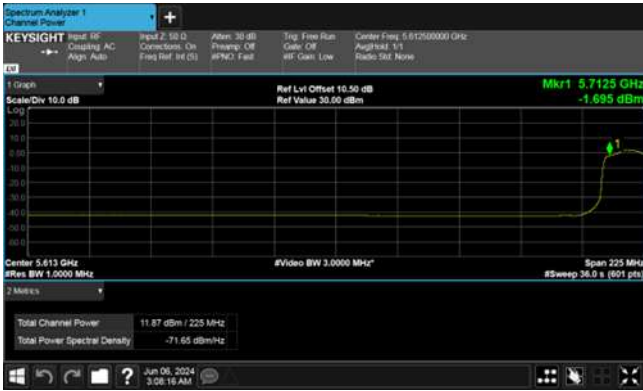


Straddle Channel, Extends across 5250MHz band
Modulation Type: 802. 11ax HE160 (61.3Mbps)
CH50





Beamforming, ANT A
Within 5470-5725MHz Band, Straddle Channel
Modulation Type: 802.11ax HE20(7.3Mbps)
CH144



Modulation Type: 802.11ax HE40(14.6Mbps)
CH142



Modulation Type: 802.11ax HE80(30.6Mbps)
CH138

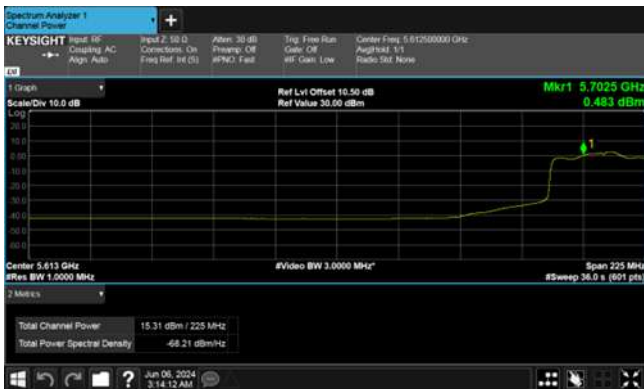




Beamforming, ANT B
Within 5470-5725MHz Band, Straddle Channel
Modulation Type: 802.11ax HE20(7.3Mbps)
CH144



Modulation Type: 802.11ax HE40(14.6Mbps)
CH142



Modulation Type: 802.11ax HE80(30.6Mbps)
CH138

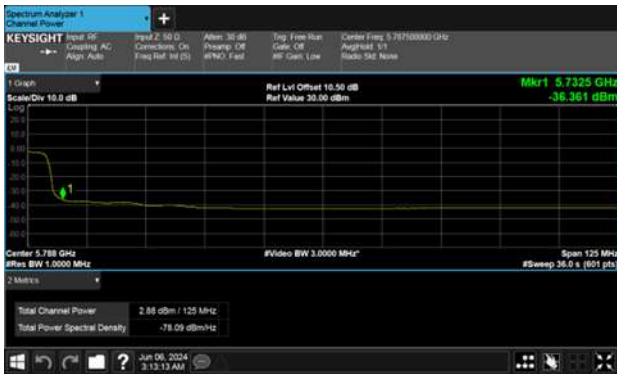




Beamforming, ANT A
Extends across 5725MHz Band, Straddle Channel
Modulation Type: 802.11ax HE20(7.3Mbps)
CH144



Modulation Type: 802.11ax HE40(14.6Mbps)
CH142



Modulation Type: 802.11ax HE80(30.6Mbps)
CH138

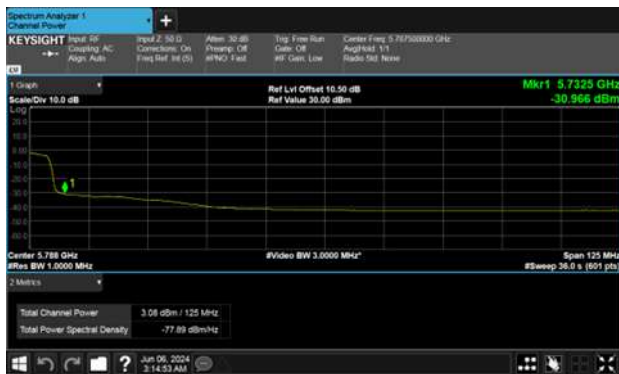




Beamforming, ANT B
Extends across 5725MHz Band, Straddle Channel
Modulation Type: 802.11ax HE20(7.3Mbps)
CH144



Modulation Type: 802.11ax HE40(14.6Mbps)
CH142



Modulation Type: 802.11ax HE80(30.6Mbps)
CH138





Beamforming, ANT A
Straddle Channel, Within 5150-5250MHz band
Modulation Type: 802. 11ax HE160 (61.3Mbps)
CH50



Straddle Channel, Extends across 5250MHz band
Modulation Type: 802. 11ax HE160 (61.3Mbps)
CH50





Beamforming, ANT B
Straddle Channel, Within 5150-5250MHz band
Modulation Type: 802. 11ax HE160 (61.3Mbps)
CH50



Straddle Channel, Extends across 5250MHz band
Modulation Type: 802. 11ax HE160 (61.3Mbps)
CH50





11. Power Spectral Density

11.1. Test Limit

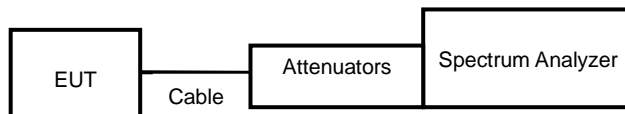
PSD:

Frequency Band		Limit
<input checked="" type="checkbox"/>	5.15~5.25GHz	
	Operating Mode	
<input checked="" type="checkbox"/>	Outdoor access point	17 dBm/MHz
<input type="checkbox"/>	Indoor access point	17 dBm/MHz
<input type="checkbox"/>	Fixed point-to-point access points	17 dBm/MHz
<input type="checkbox"/>	Mobile and portable client devices	11 dBm/MHz
<input checked="" type="checkbox"/>	5.725~5.85 GHz	11 dBm/MHz
<input checked="" type="checkbox"/>	5.470-5.725 GHz	11 dBm/MHz
<input checked="" type="checkbox"/>	5.725~5.85 GHz	30 dBm/500kHz

11.2. Test Procedure

Reference to KDB789033 D02 General UNII Test Procedures New Rules v02r01

11.3. Test Setup Layout



**11.4. Test Result and Data****In the 5.2G Band**

Modulation Type	Channel	Frequency (MHz)	Meas PSD (dBm/MHz)		Sum chain (dBm)	Duty Cycle CF(dB)	Total Corr'd PSD (dBm/MHz)	PSD Limit (dBm/MHz)
			ANT A	ANT B				
11a	36	5180	4.22	5.78	8.08	0.23	8.31	14.54
11a	40	5200	5.25	6.32	8.83	0.23	9.06	14.54
11a	48	5240	6.96	8.07	10.56	0.23	10.79	14.54
11ax HE20	36	5180	5.63	7.18	9.48	0.37	9.85	14.54
11ax HE20	40	5200	7.17	8.38	10.83	0.37	11.20	14.54
11ax HE20	48	5240	8.07	8.88	11.50	0.37	11.87	14.54
11ax HE40	38	5190	0.30	1.64	4.03	0.35	4.38	14.54
11ax HE40	46	5230	3.51	4.90	7.27	0.35	7.62	14.54
11ax HE80	42	5210	-3.74	-2.19	0.11	0.38	0.49	14.54

In the 5.3G Band

Modulation Type	Channel	Frequency (MHz)	Meas PSD (dBm/MHz)		Sum chain (dBm)	Duty Cycle CF(dB)	Total Corr'd PSD (dBm/MHz)	PSD Limit (dBm/MHz)
			ANT A	ANT B				
11a	52	5260	4.37	5.33	7.89	0.23	8.12	8.53
11a	60	5300	4.23	5.25	7.78	0.23	8.01	8.53
11a	64	5320	4.38	5.51	7.99	0.23	8.22	8.53
11ax HE20	52	5260	4.56	5.50	8.07	0.37	8.44	8.53
11ax HE20	60	5300	4.39	5.50	7.99	0.37	8.36	8.53
11ax HE20	64	5320	4.08	5.20	7.69	0.37	8.06	8.53
11ax HE40	54	5270	3.75	4.72	7.27	0.35	7.62	8.53
11ax HE40	62	5310	-0.52	0.52	3.04	0.35	3.39	8.53
11ax HE80	58	5290	-3.46	-2.57	0.02	0.38	0.40	8.53



In the 5.5G Band

Modulation Type	Channel (MHz)	Frequency (MHz)	Meas PSD (dBm/MHz)		Sum chain (dBm)	Duty Cycle CF(dB)	Total Corr'd PSD (dBm/MHz)	PSD Limit (dBm/MHz)
			ANT A	ANT B				
11a	100	5500	4.09	4.84	7.49	0.23	7.72	7.94
11a	120	5600	3.79	5.20	7.56	0.23	7.79	7.94
11a	140	5700	3.82	5.34	7.66	0.23	7.89	7.94
11a	144	5720	3.65	4.82	7.28	0.23	7.51	7.94
11ax HE20	100	5500	4.10	4.87	7.51	0.37	7.88	7.94
11ax HE20	120	5600	3.83	5.17	7.56	0.37	7.93	7.94
11ax HE20	140	5700	1.75	3.32	5.62	0.37	5.99	7.94
11ax HE20	144	5720	3.52	4.81	7.22	0.37	7.59	7.94
11ax HE40	102	5510	-0.95	-0.73	2.17	0.35	2.52	7.94
11ax HE40	118	5590	3.39	4.82	7.17	0.35	7.52	7.94
11ax HE40	134	5670	-0.44	1.03	3.37	0.35	3.72	7.94
11ax HE40	142	5710	3.38	4.77	7.14	0.35	7.49	7.94
11ax HE80	106	5530	-3.43	-3.05	-0.23	0.38	0.15	7.94
11ax HE80	122	5610	-0.83	0.25	2.75	0.38	3.13	7.94
11ax HE80	138	5690	-0.99	0.48	2.82	0.38	3.20	7.94

In the 5.8G Band

Modulation Type	Channel (MHz)	Frequency (MHz)	Meas PSD (dBm/MHz)		Sum chain (dBm)	Duty Cycle CF(dB)	10log(500kHz/RBW) CF (dB)	Total Corr'd PSD (dBm/500kHz)	PSD Limit (dBm/500kHz)
			ANT A	ANT B					
11a	149	5745	8.39	9.46	11.97	0.23	-3.01	9.19	26.62
11a	157	5785	9.03	9.99	12.55	0.23	-3.01	9.77	26.62
11a	165	5825	8.43	9.61	12.07	0.23	-3.01	9.29	26.62
11ax HE20	149	5745	7.44	8.67	11.11	0.37	-3.01	8.47	26.62
11ax HE20	157	5785	7.37	8.70	11.10	0.37	-3.01	8.46	26.62
11ax HE20	165	5825	7.43	8.90	11.24	0.37	-3.01	8.60	26.62
11ax HE40	151	5755	4.41	5.80	8.17	0.35	-3.01	5.51	26.62
11ax HE40	159	5795	4.28	5.74	8.08	0.35	-3.01	5.42	26.62
11ax HE80	155	5775	0.07	1.47	3.84	0.38	-3.01	1.21	26.62



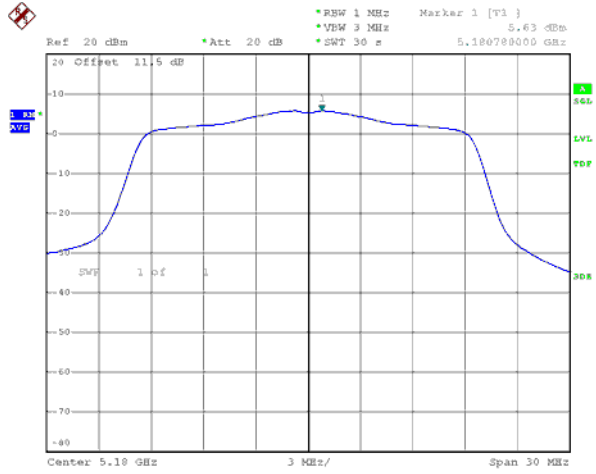
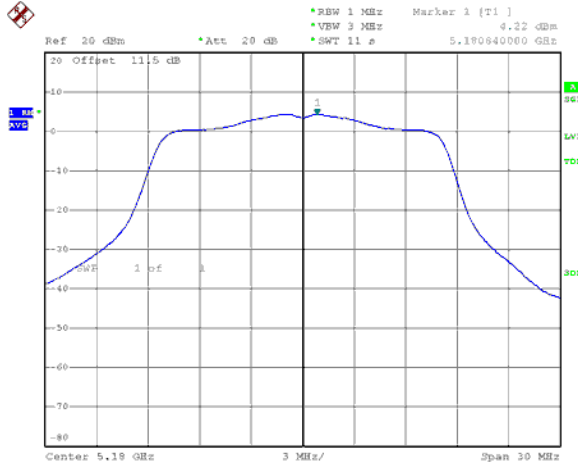
802.11ax(160)

Modulation Type	Channel (MHz)	Frequency (MHz)	Meas PSD (dBm/MHz)		Sum chain (dBm)	Duty Cycle CF(dB)	Total Corr'd PSD (dBm/MHz)	PSD Limit (dBm/MHz)
			ANT A	ANT B				
11ac HE160	50	5210	-11.95	-11.63	-8.78	0.38	-8.40	14.54
11ac HE160		5290	-11.94	-11.71	-8.81	0.38	-8.43	8.53
11ac HE160	114	5570	-9.30	-8.32	-5.77	0.38	-5.39	7.94



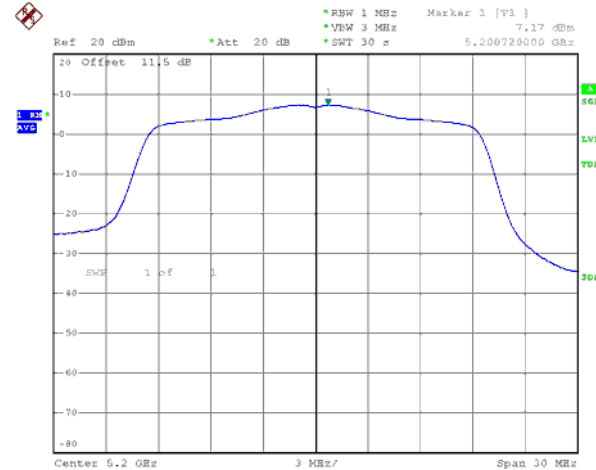
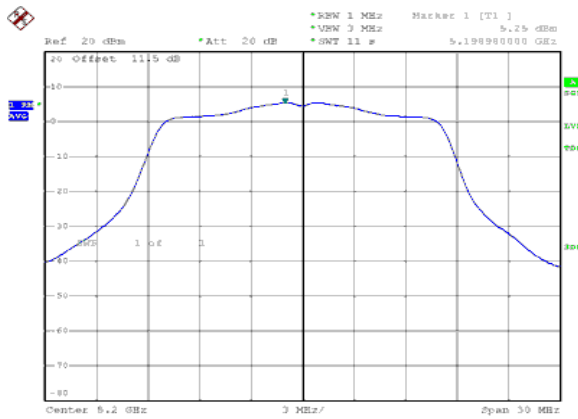
Band 1
Non-Beamforming, ANT A
Modulation Type: 802.11a (6Mbps)
CH36

Modulation Type: 802.11ax HE20(7.3Mbps)
CH36



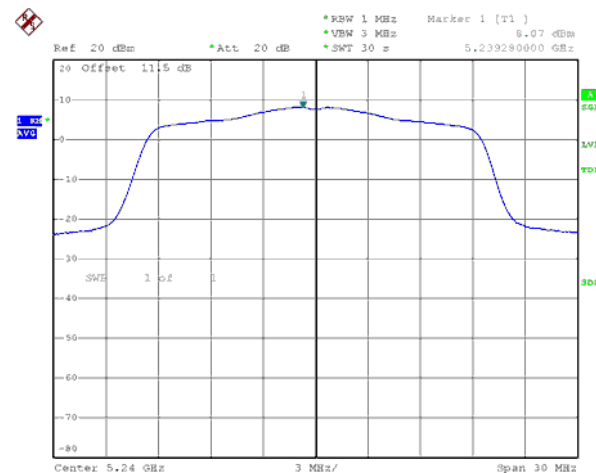
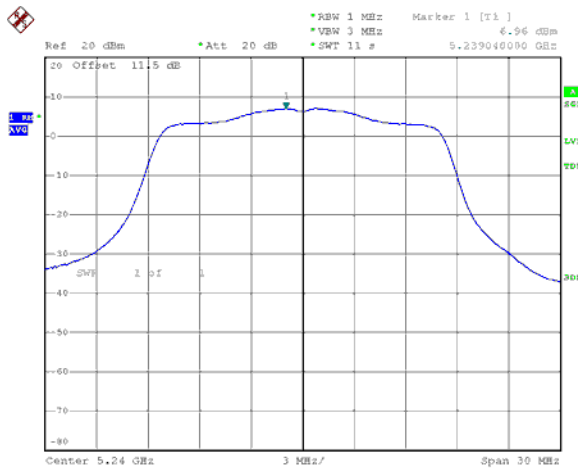
CH40

CH40



CH48

CH48

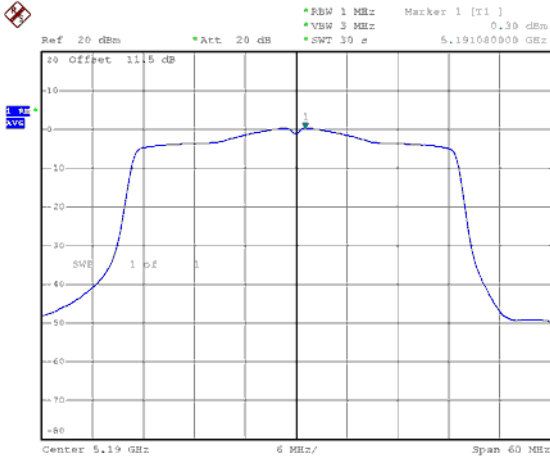




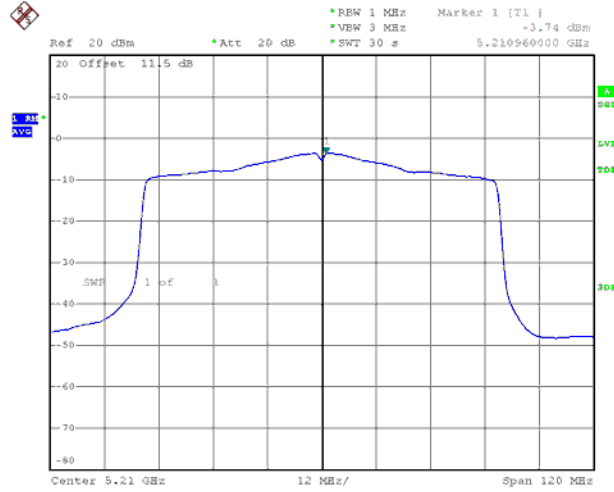
Band 1

Non-Beamforming, ANT A

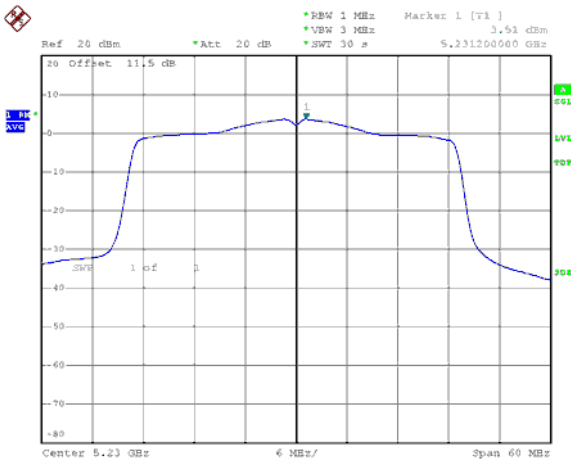
Modulation Type: 802.11ax HE40(14.6Mbps)
CH38



Modulation Type: 802.11ax HE80(30.6Mbps)
CH42



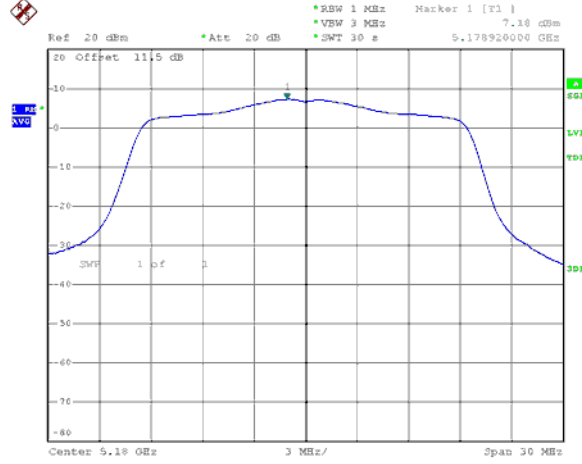
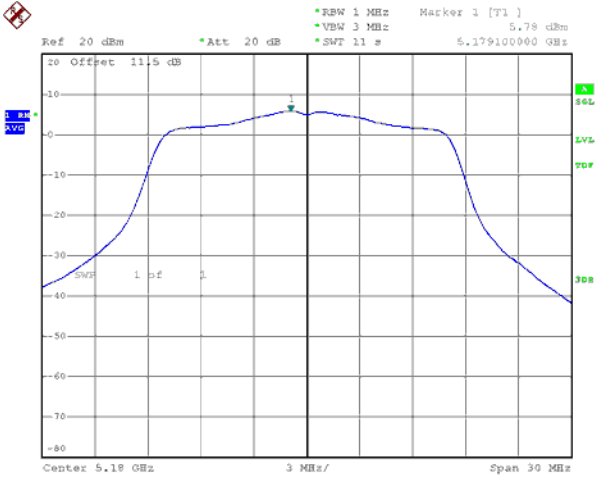
CH46





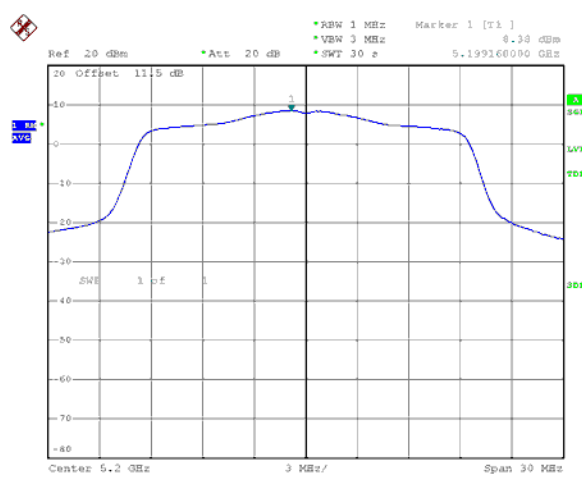
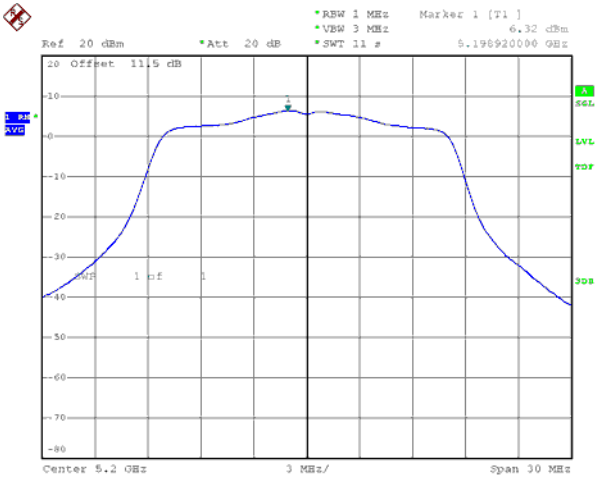
Band 1
Non-Beamforming, ANT B
Modulation Type: 802.11a (6Mbps)
CH36

Modulation Type: 802.11ax HE20(7.3Mbps)
CH36



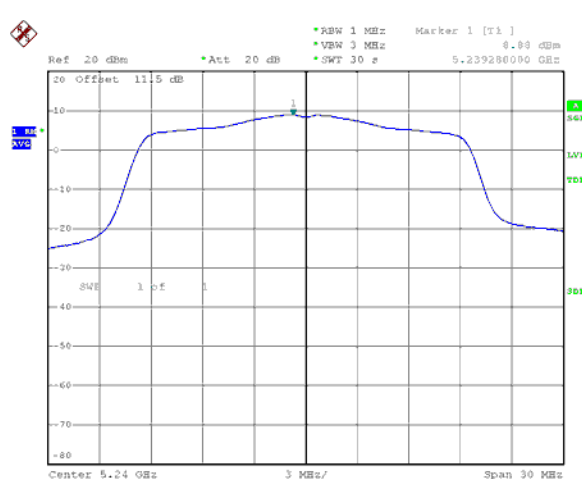
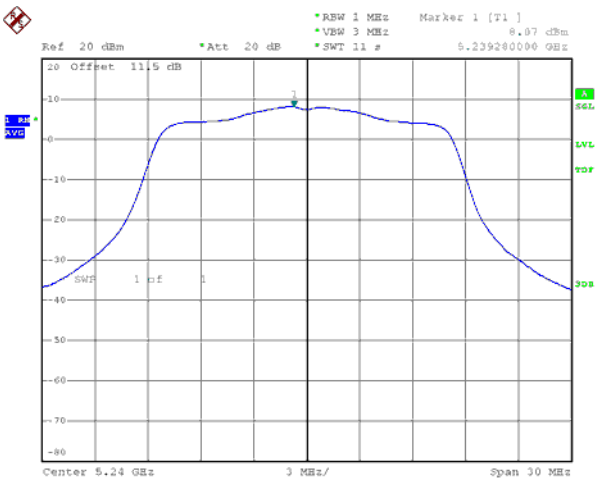
CH40

CH40



CH48

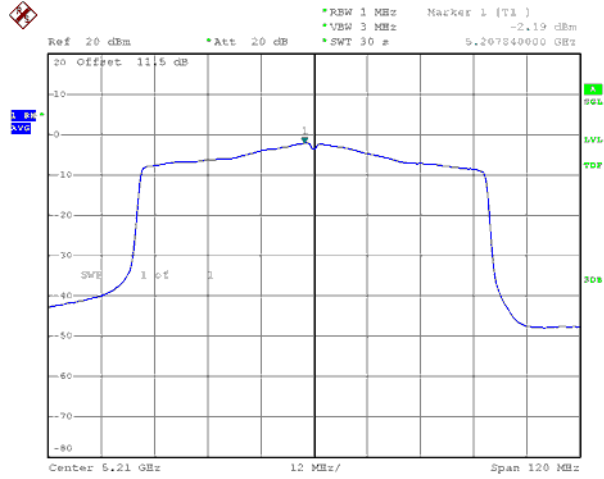
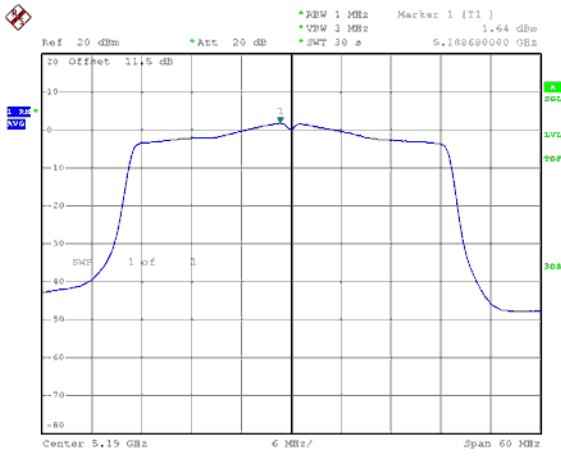
CH48



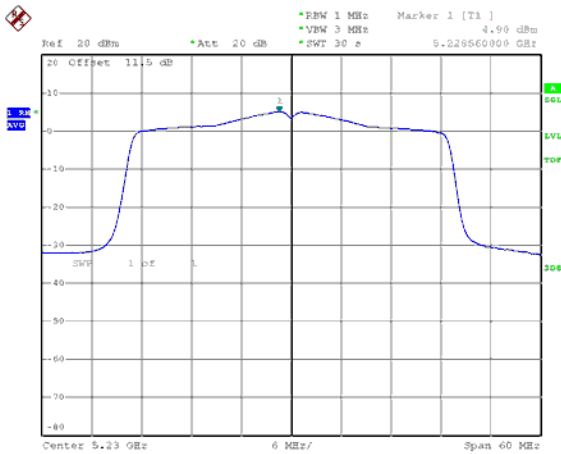


Band 1
Non-Beamforming, ANT B
Modulation Type: 802.11ax HE40(14.6Mbps)
CH38

Modulation Type: 802.11ax HE80(30.6Mbps)
CH42



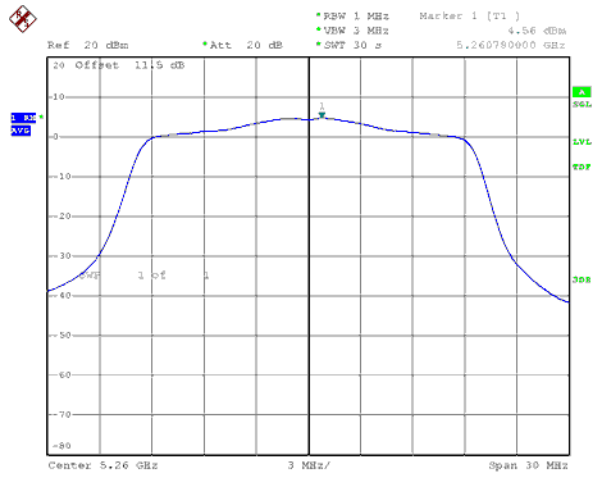
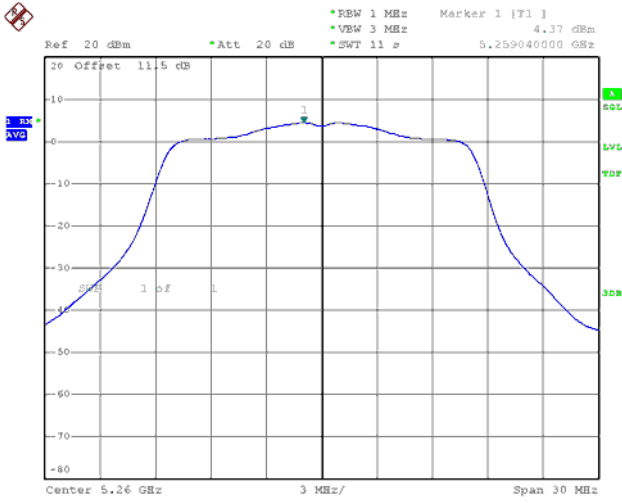
CH46



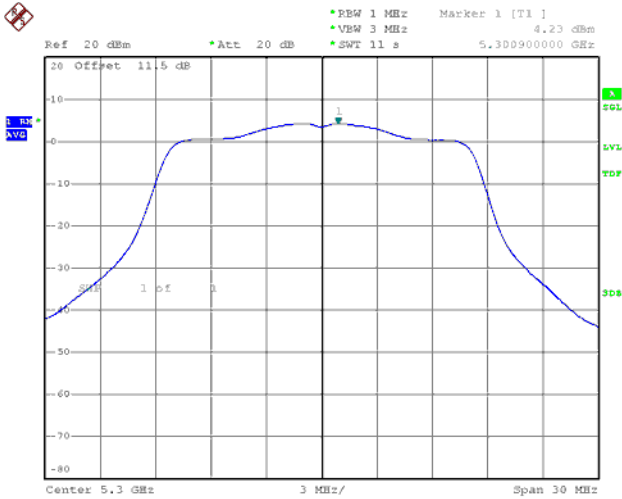


Band 2
Non-Beamforming, ANT A
Modulation Type: 802.11a (6Mbps)
CH52

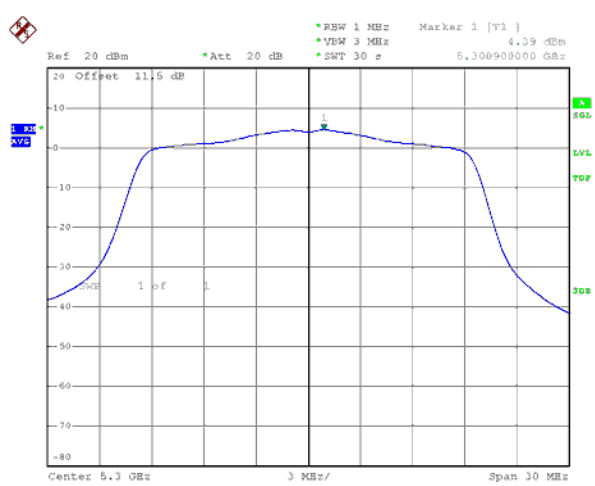
Modulation Type: 802.11ax HE20(7.3Mbps)
CH52



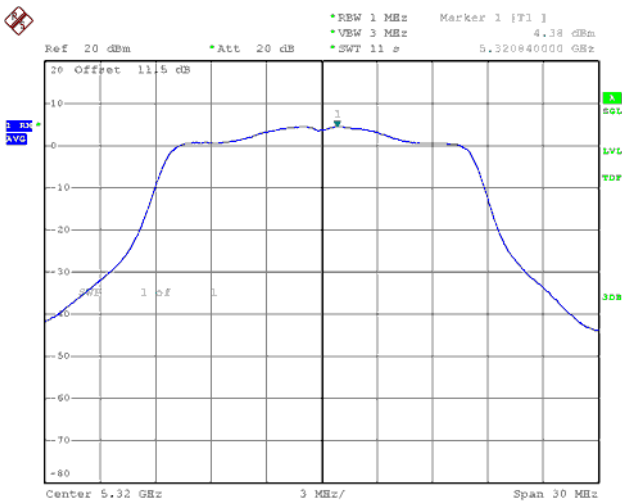
CH60



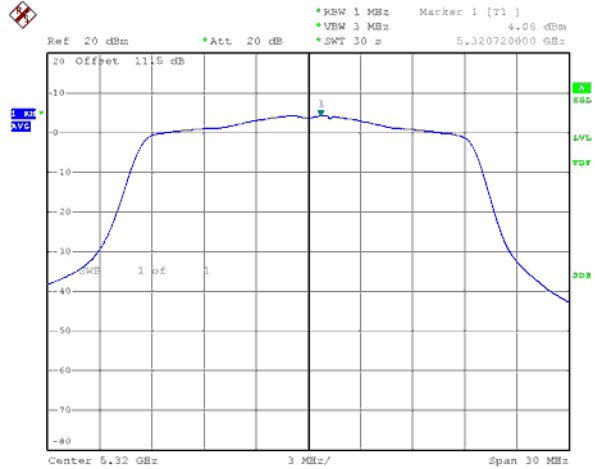
CH60



CH64



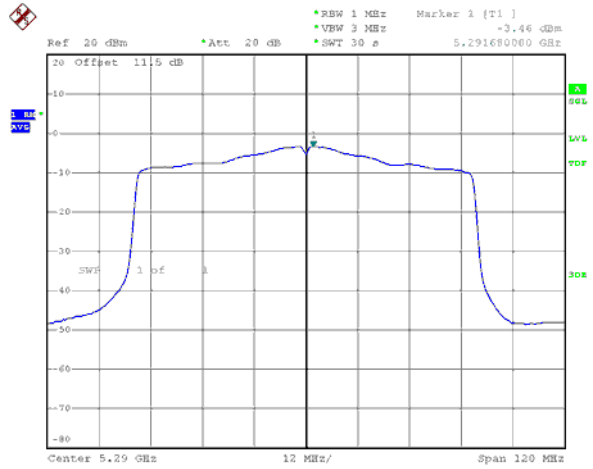
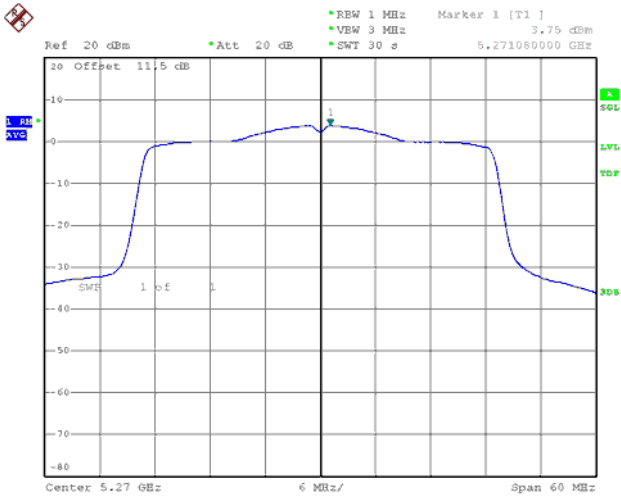
CH64



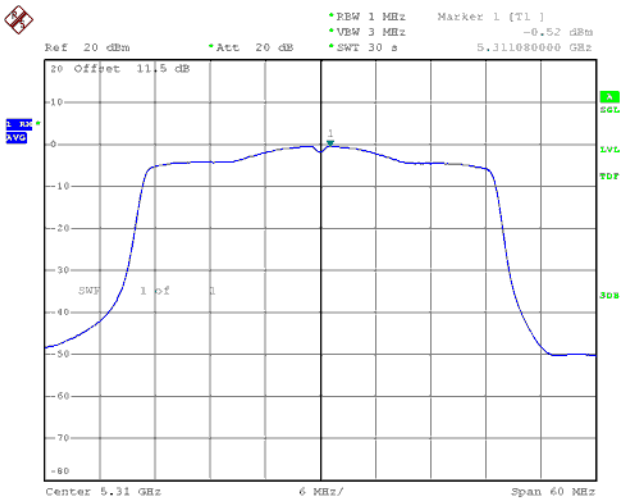


Band 2
Non-Beamforming, ANT A
Modulation Type: 802.11ax HE40(14.6Mbps)
CH54

Modulation Type: 802.11ax HE80(30.6Mbps)
CH58



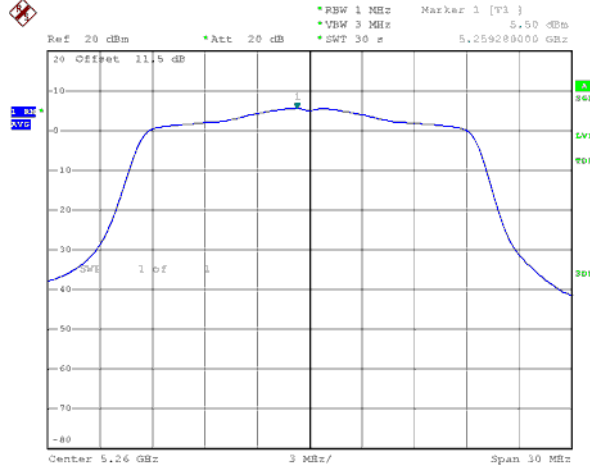
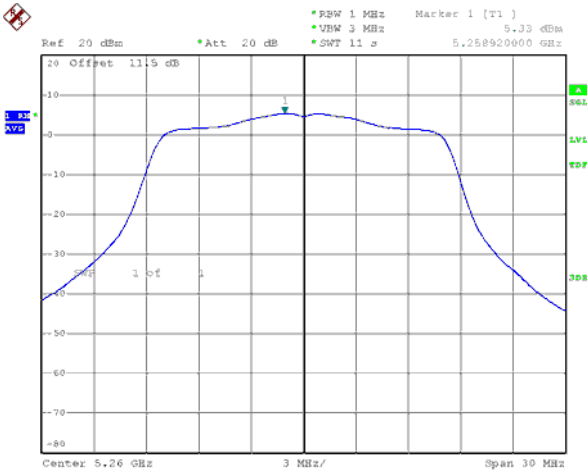
CH62





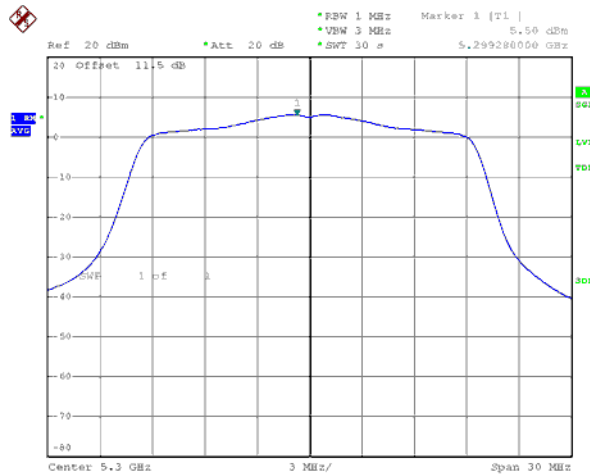
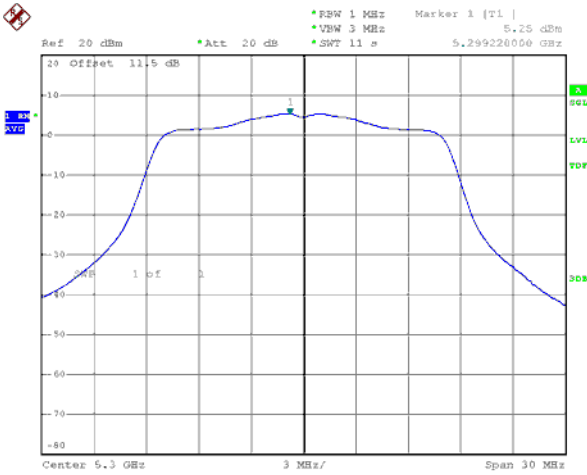
Band 2
Non-Beamforming, ANT B
Modulation Type: 802.11a (6Mbps)
CH52

Modulation Type: 802.11ax HE20(7.3Mbps)
CH52



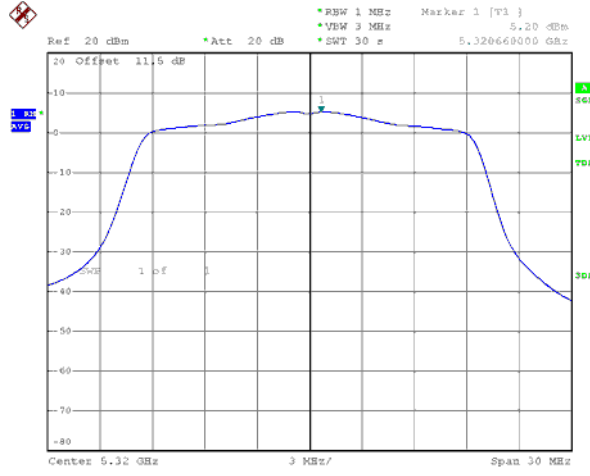
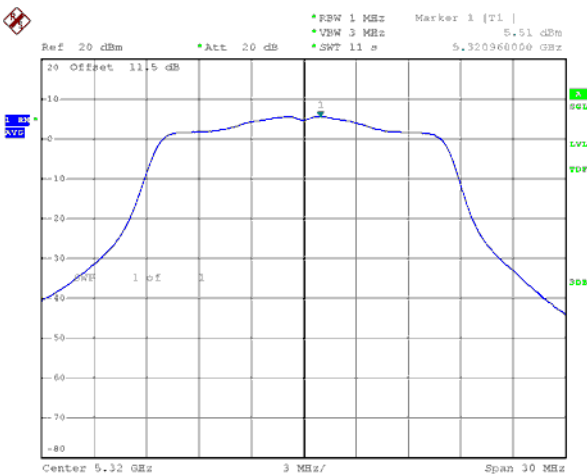
CH60

CH60



CH64

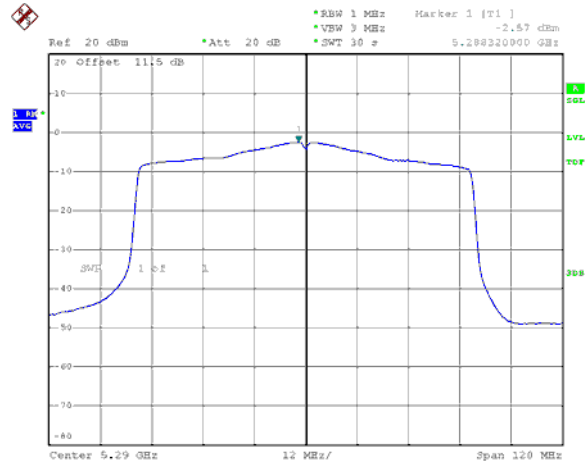
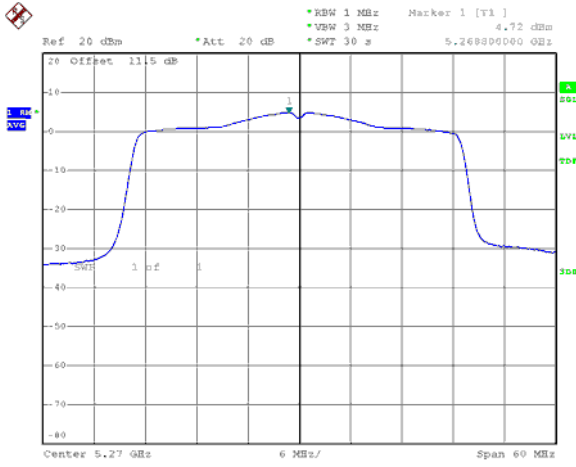
CH64



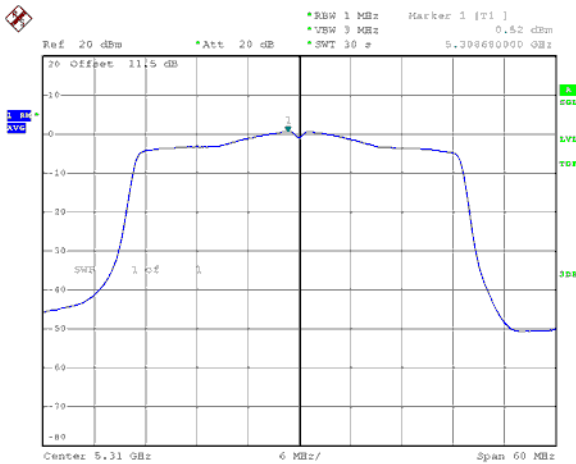


Band 2
Non-Beamforming, ANT B
Modulation Type: 802.11ax HE40(14.6Mbps)
CH54

Modulation Type: 802.11ax HE80(30.6Mbps)
CH58



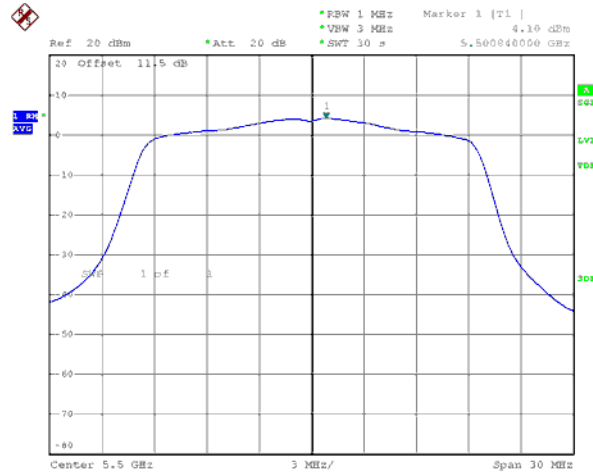
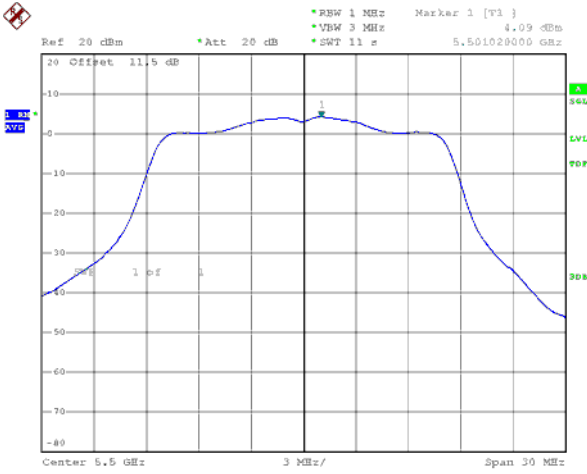
CH62





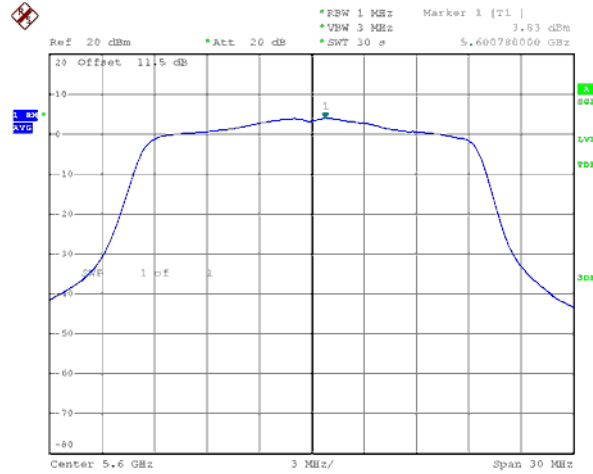
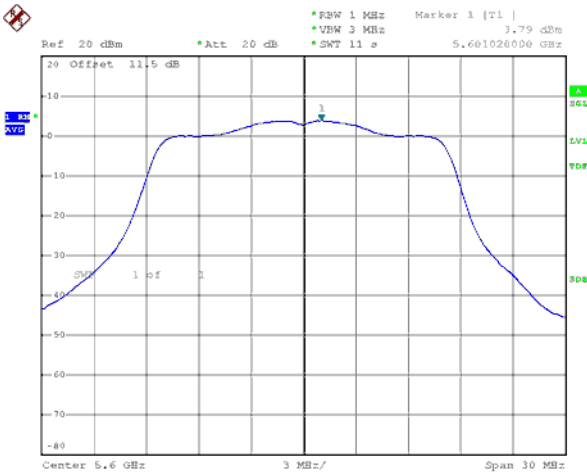
Band 3
Non-Beamforming, ANT A
Modulation Type: 802.11a (6Mbps)
CH100

Modulation Type: 802.11ax HE20(7.3Mbps)
CH100



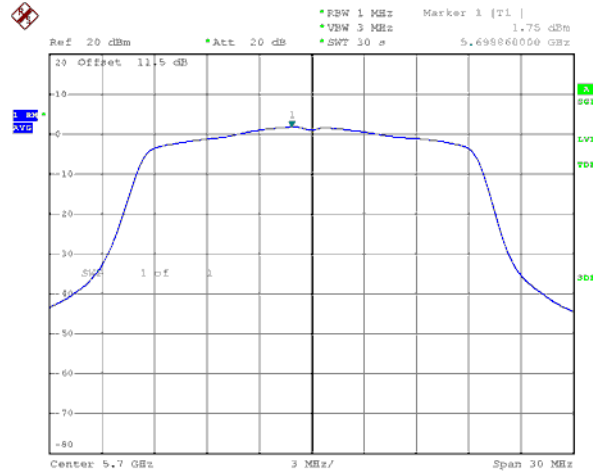
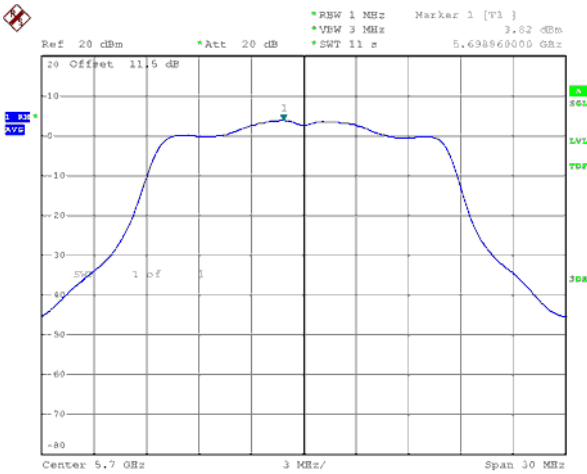
CH120

CH120



CH140

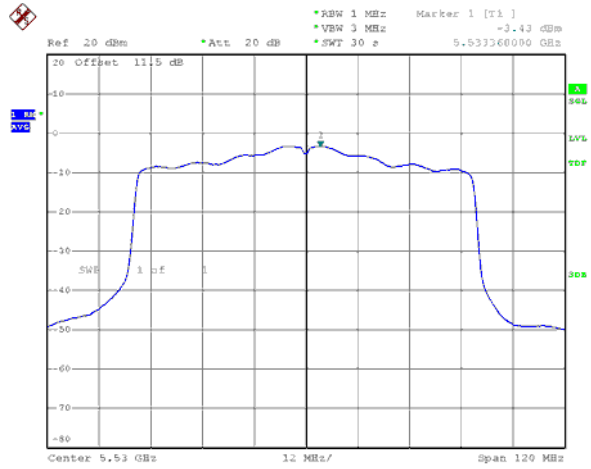
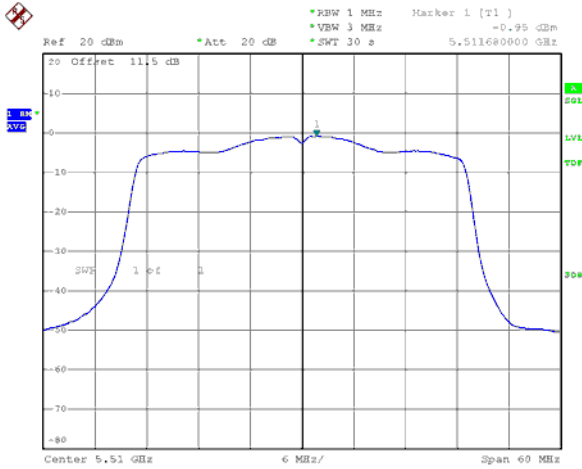
CH140



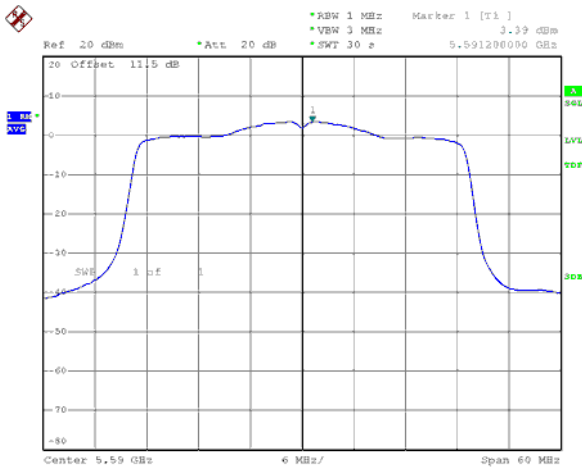


Band 3
Non-Beamforming, ANT A
Modulation Type: 802.11ax HE40(14.6Mbps)
CH102

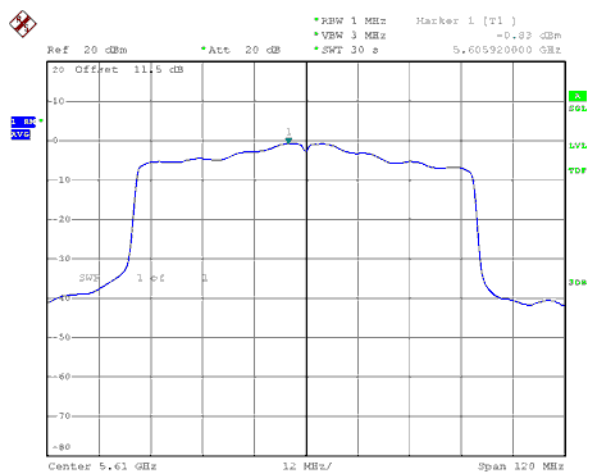
Modulation Type: 802.11ax HE80(30.6Mbps)
CH106



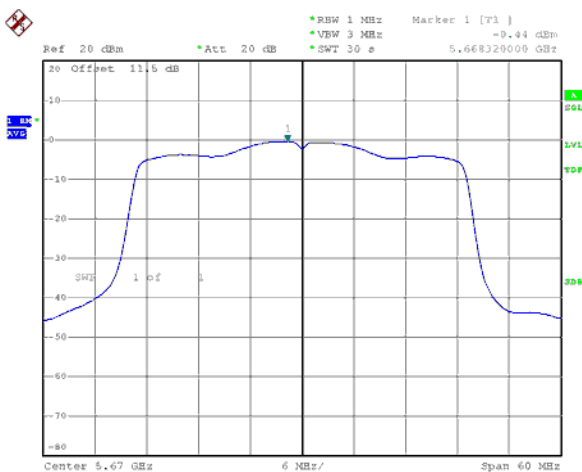
CH118



CH122



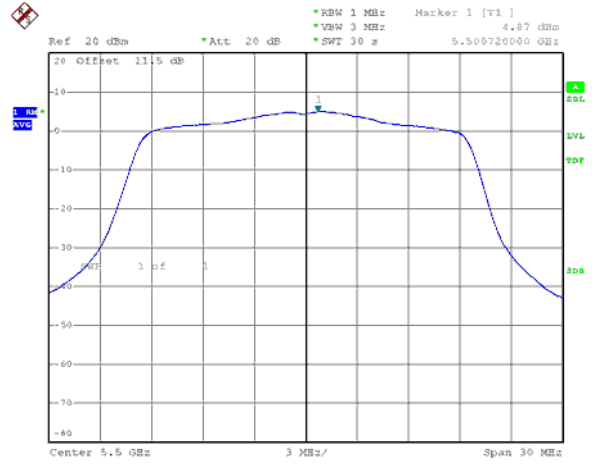
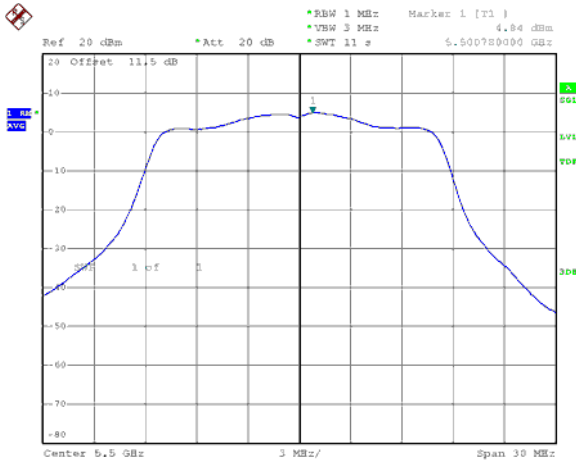
CH134





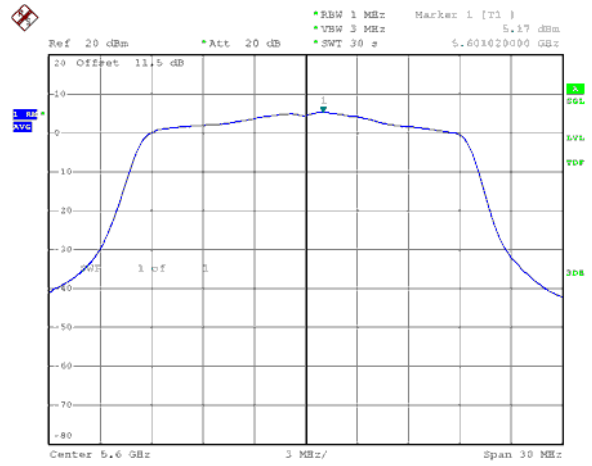
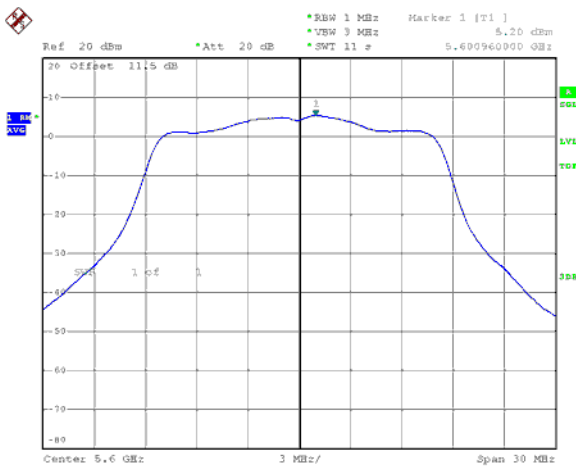
Band 3
Non-Beamforming, ANT B
Modulation Type: 802.11a (6Mbps)
CH100

Modulation Type: 802.11ax HE20(7.3Mbps)
CH100



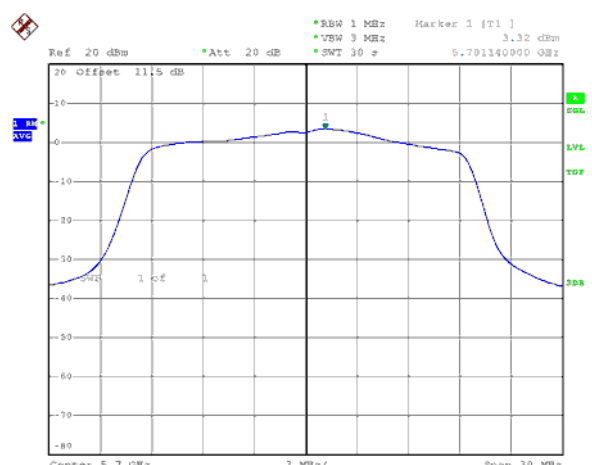
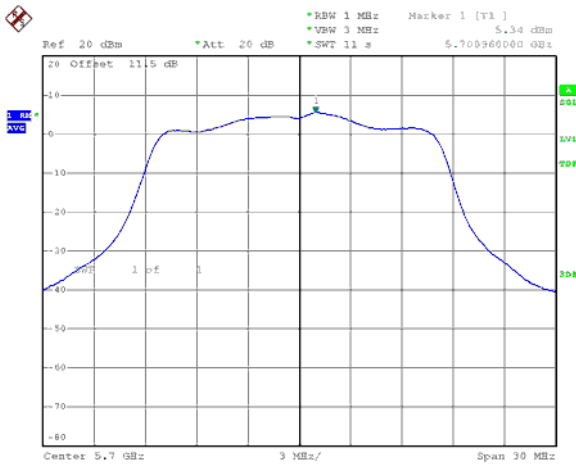
CH120

CH120



CH140

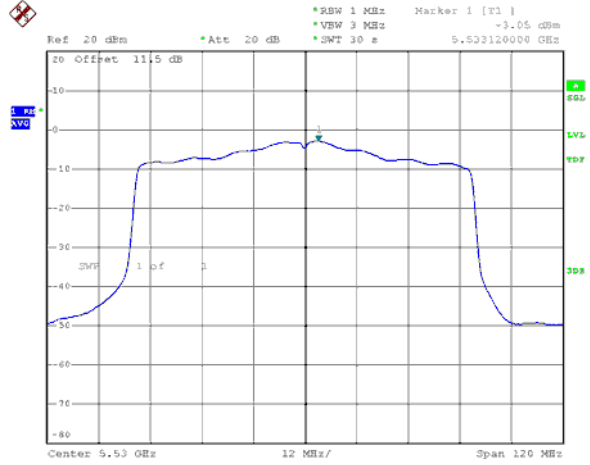
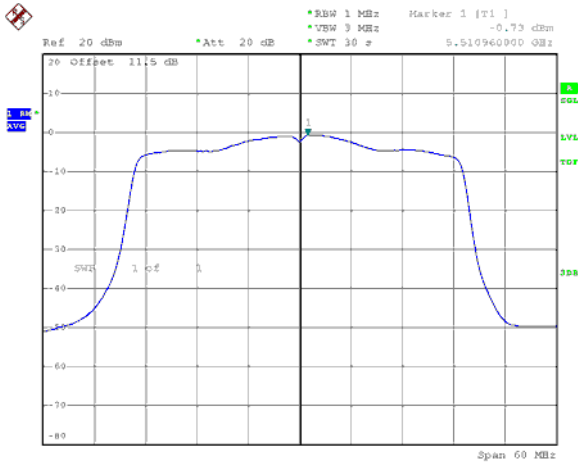
CH140



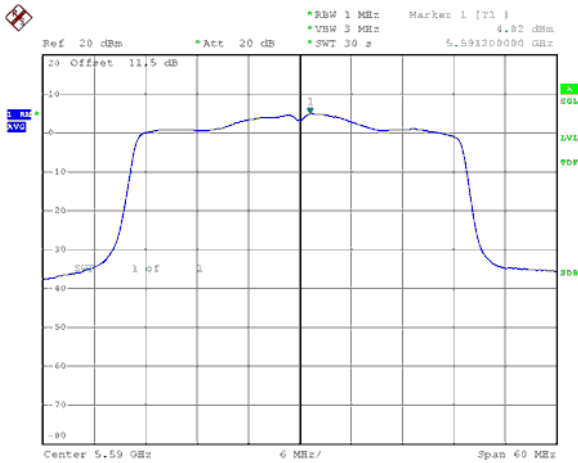


Band 3Non-Beamforming, ANT B
Modulation Type: 802.11ax HE40(14.6Mbps)
CH102

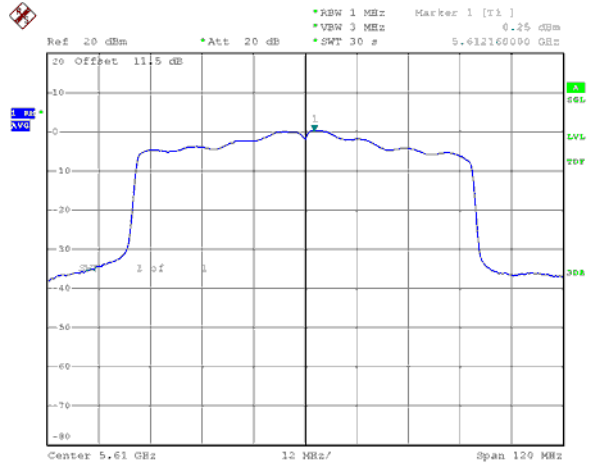
Modulation Type: 802.11ax HE80(30.6Mbps)
CH106



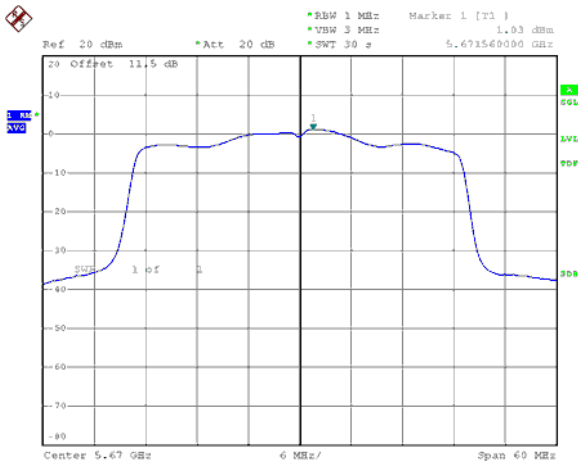
CH118



CH122



CH134



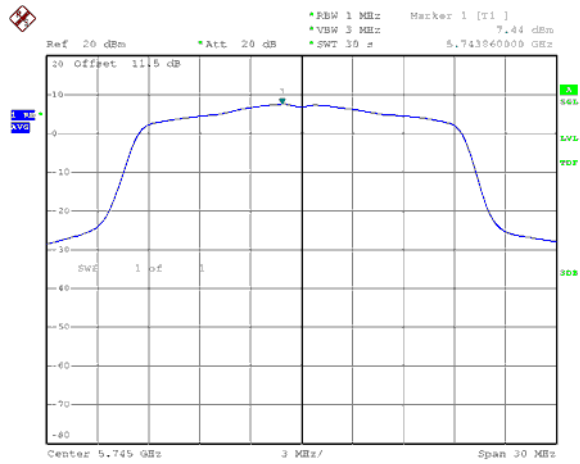
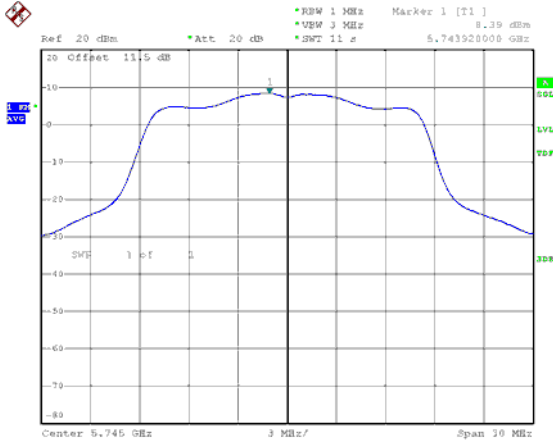


Band 4

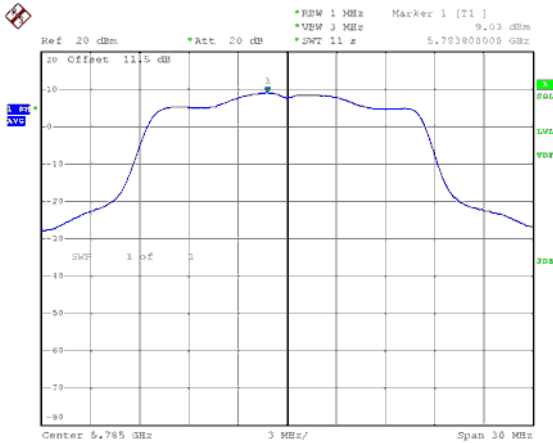
Non-Beamforming, ANT A

Modulation Type: 802.11a (6Mbps)
CH149

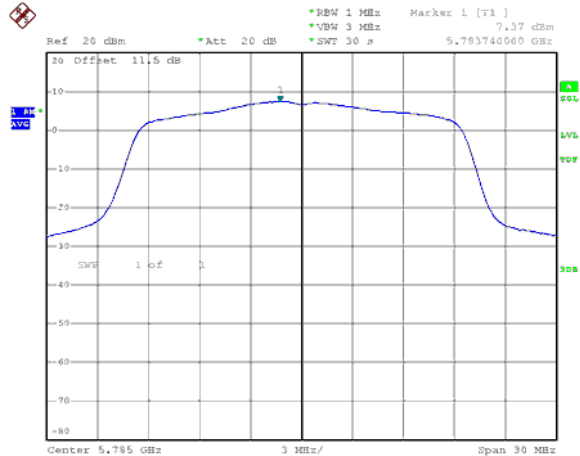
Modulation Type: 802.11ax HE20(7.3Mbps)
CH149



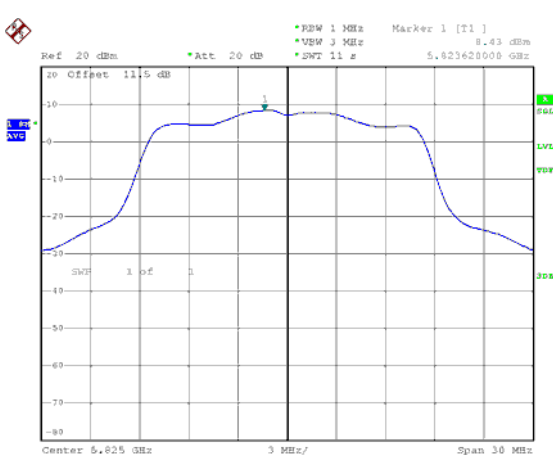
CH157



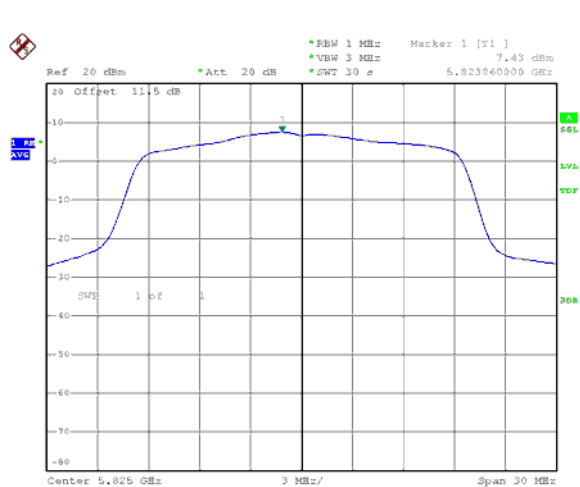
CH157



CH165



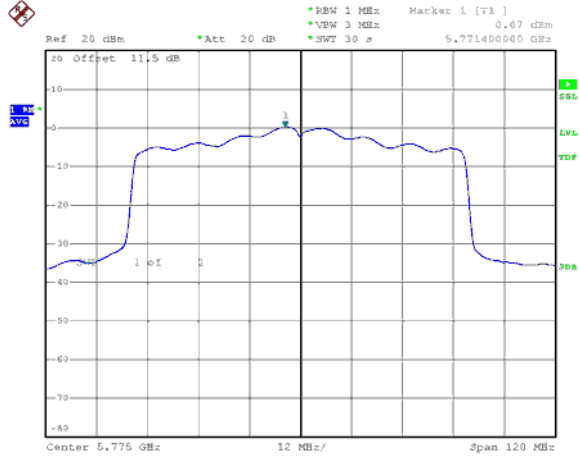
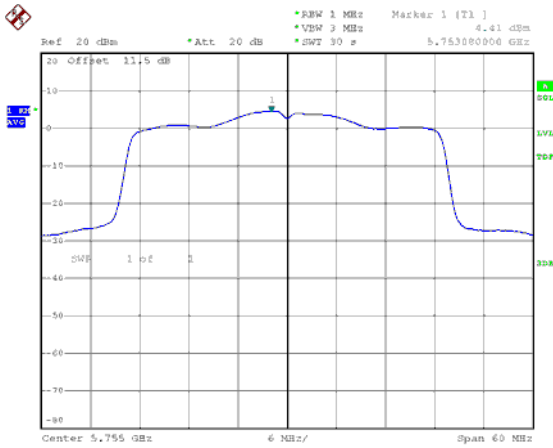
CH165



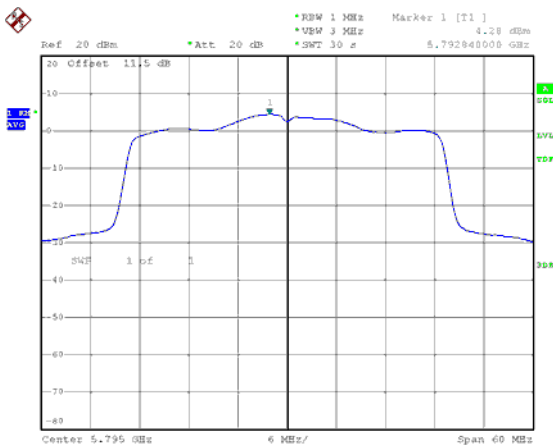


Band 4
Non-Beamforming, ANT A
Modulation Type: 802.11ax HE40(14.6Mbps)
CH151

Modulation Type: 802.11ax HE80(30.6Mbps)
CH155

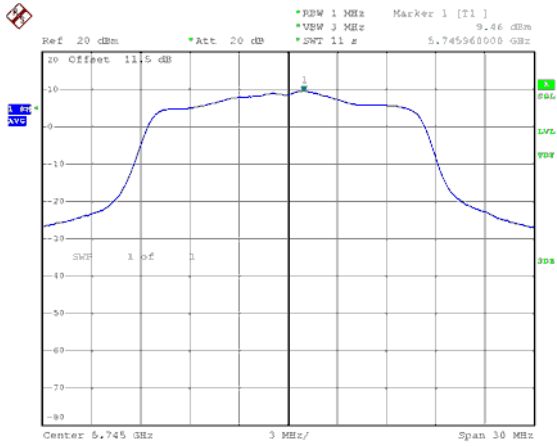


CH159

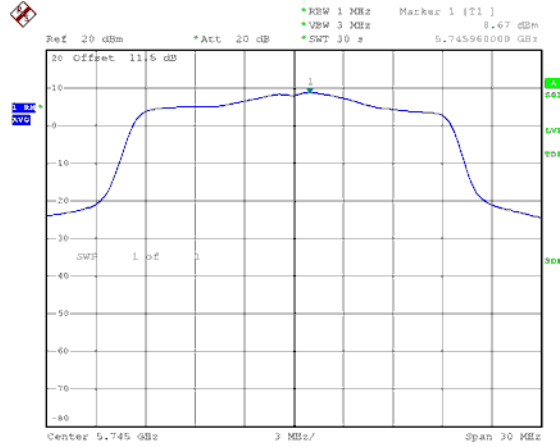




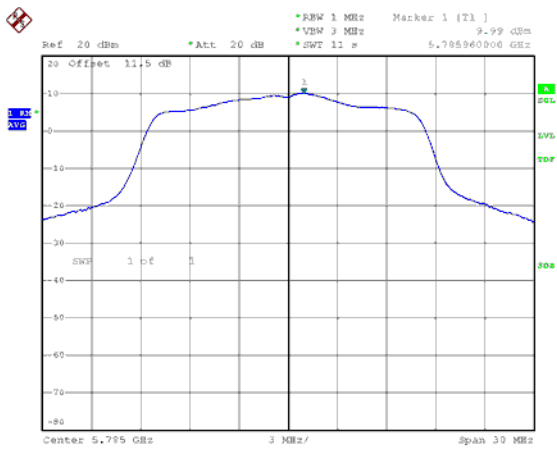
Band 4
Non-Beamforming, ANT B
Modulation Type: 802.11a (6Mbps)
CH149



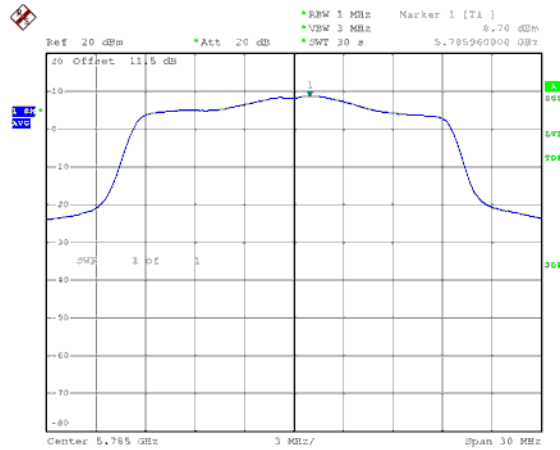
Modulation Type: 802.11ax HE20(7.3Mbps)
CH149



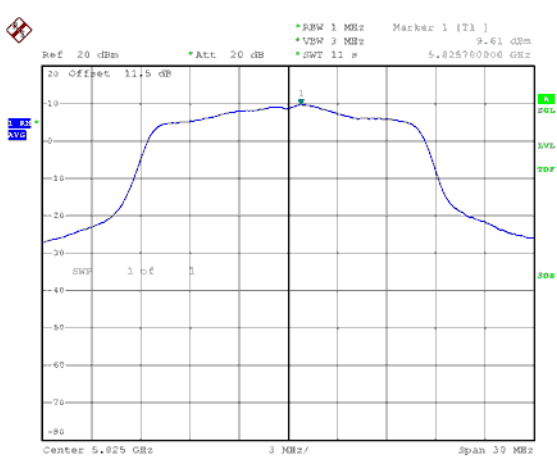
CH157



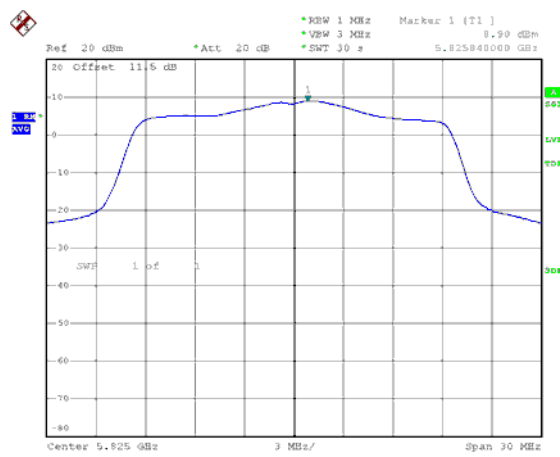
CH157



CH165



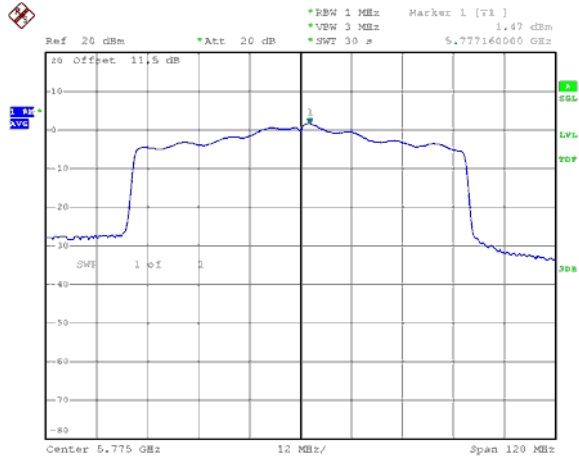
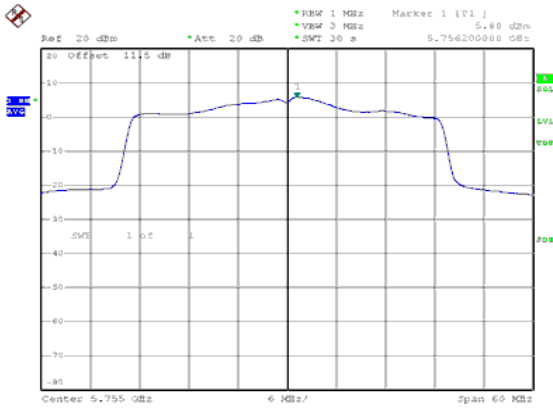
CH165



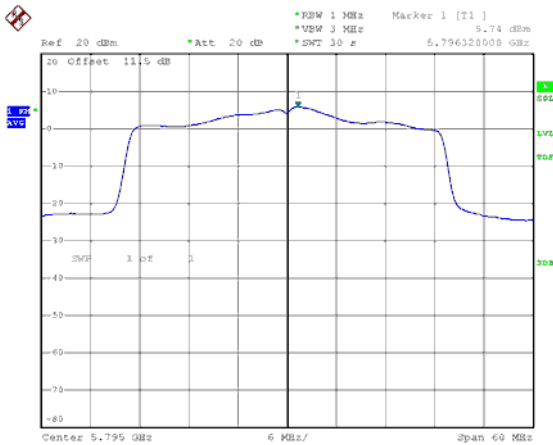


Band 4
Non-Beamforming, ANT B
Modulation Type: 802.11ax HE40(14.6Mbps)
CH151

Modulation Type: 802.11ax HE80(30.6Mbps)
CH155

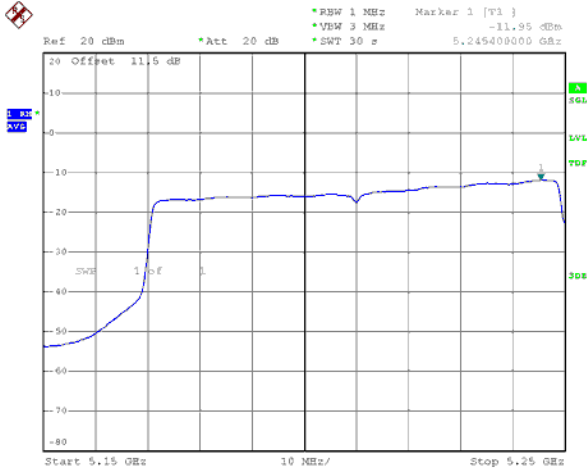


CH159

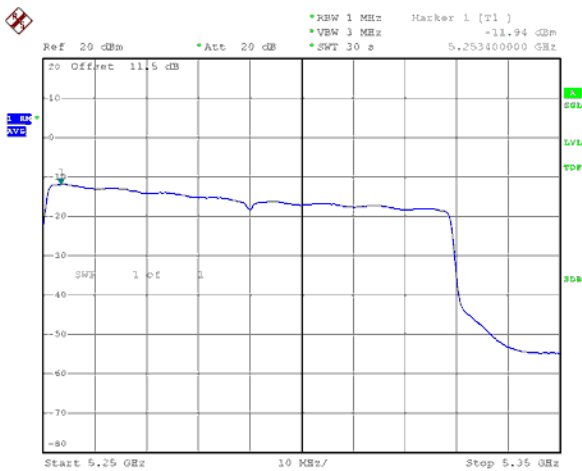




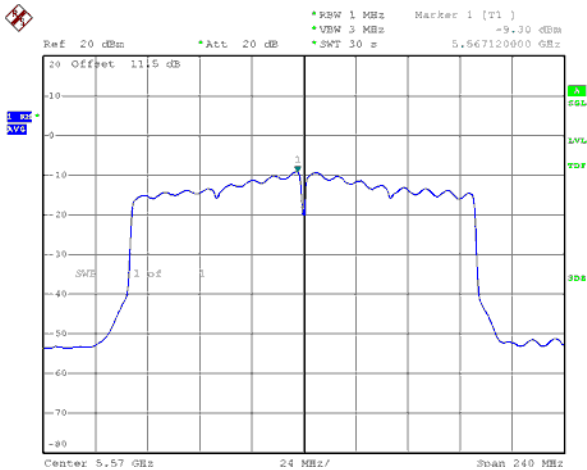
Non-Beamforming, ANT A
Straddle Channel, Within 5150-5250MHz band
Modulation Type: 802. 11ax HE160 (61.3Mbps)
CH50



Straddle Channel, Extends across 5250MHz band
Modulation Type: 802. 11ax HE160 (61.3Mbps)
CH50

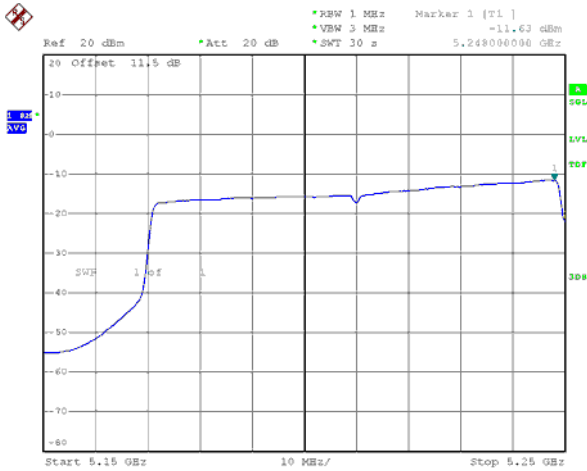


Modulation Type: 802. 11ax HE160 (61.3Mbps)
CH114

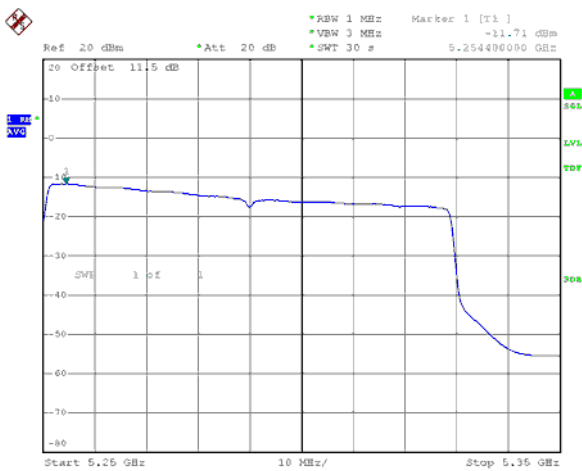




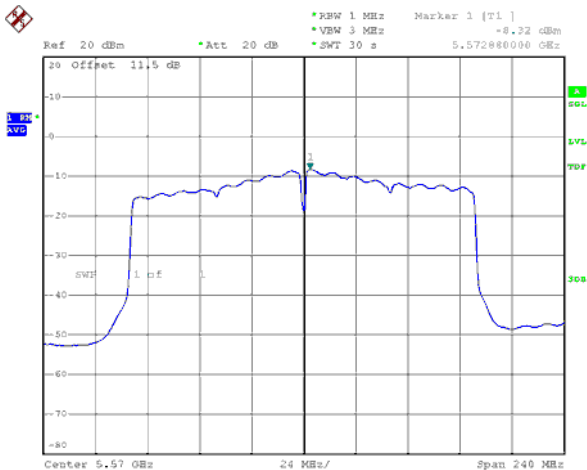
Non-Beamforming, ANT B
Straddle Channel, Within 5150-5250MHz band
Modulation Type: 802. 11ax HE160 (61.3Mbps)
CH50



Straddle Channel, Extends across 5250MHz band
Modulation Type: 802. 11ax HE160 (61.3Mbps)
CH50

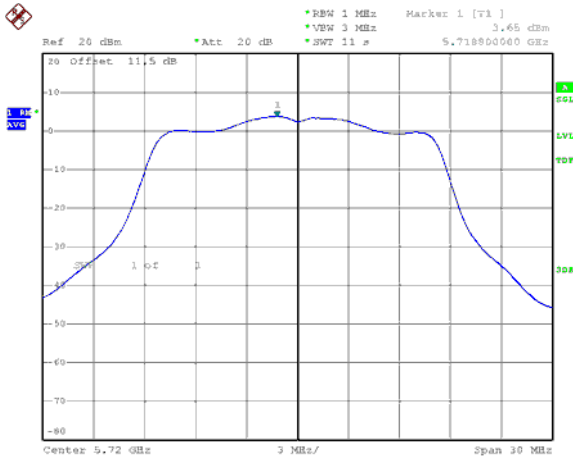


Modulation Type: 802. 11ax HE160 (61.3Mbps)
CH114

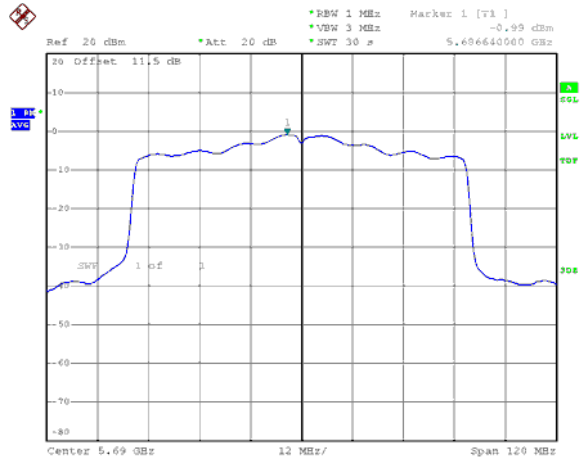




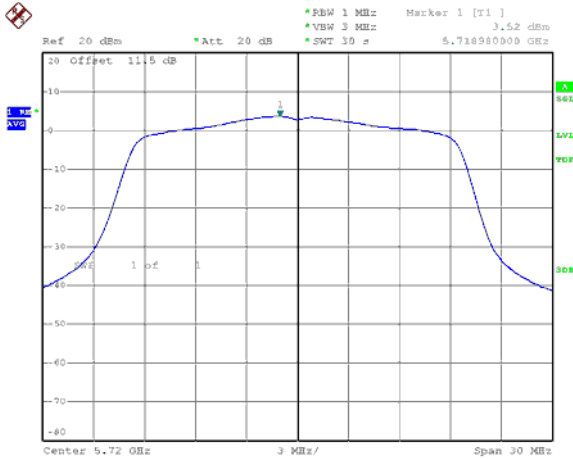
Non-Beamforming, ANT A
Straddle Channel
Modulation Type: 802.11a (6Mbps)
CH144



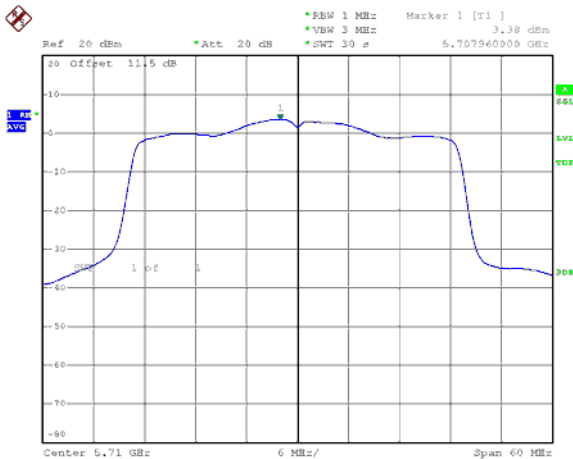
Modulation Type: 802.11ax HE80(30.6Mbps)
CH138



Modulation Type: 802.11ax HE20(7.3Mbps)
CH144

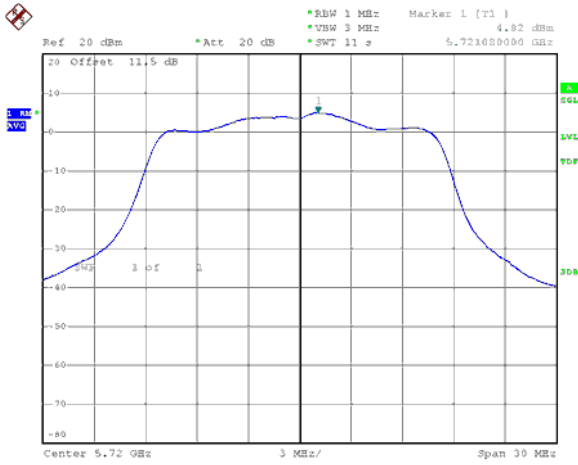


Modulation Type: 802.11ax HE40(14.6Mbps)
CH142

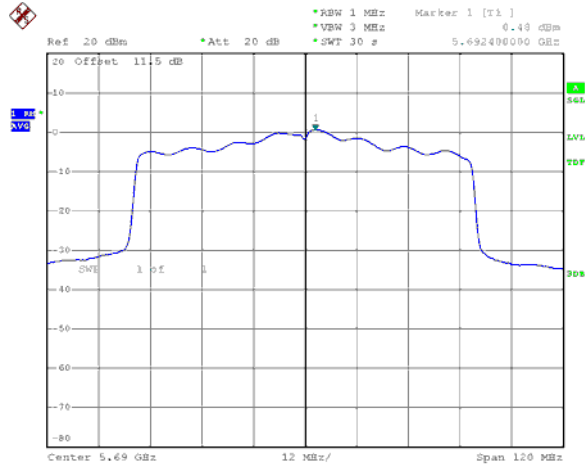




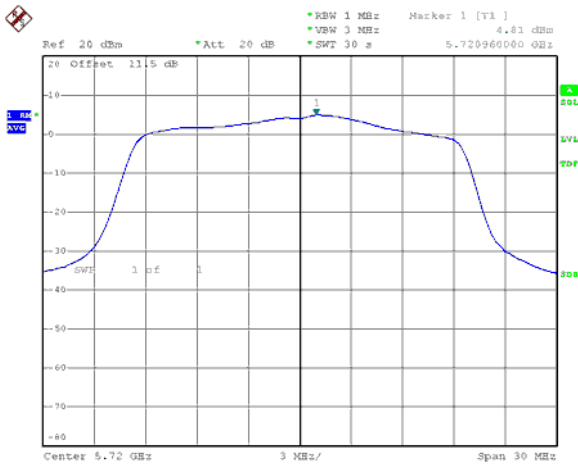
Non-Beamforming, ANT B
Straddle Channel
Modulation Type: 802.11a (6Mbps)
CH144



Modulation Type: 802.11ax HE80(30.6Mbps)
CH138



Modulation Type: 802.11ax HE20(7.3Mbps)
CH144



Modulation Type: 802.11ax HE40(14.6Mbps)
CH142

