



10. Average Power

10.1. Test Limit

Output Power:

Frequency Band	Limit	
<input checked="" type="checkbox"/> 5.15~5.25GHz		
Operating Mode		
<input type="checkbox"/>	Outdoor access point	The maximum conducted output power over the frequency band of operation shall not exceed 1 W (30dBm) provided the maximum antenna gain does not exceed 6 dBi. If transmitting antennas of directional gain greater than 6 dBi are used, both the maximum conducted output power and the maximum power spectral density shall be reduced by the amount in dB that the directional gain of the antenna exceeds 6 dBi. The maximum e.i.r.p. at any elevation angle above 30degrees as measured from the horizon must not exceed 125 mW (21 dBm).
<input checked="" type="checkbox"/>	Indoor access point	The maximum conducted output power over the frequency band of operation shall not exceed 1 W (30dBm) provided the maximum antenna gain does not exceed 6 dBi. If transmitting antennas of directional gain greater than 6 dBi are used, both the maximum conducted output power and the maximum power spectral density shall be reduced by the amount in dB that the directional gain of the antenna exceeds 6 dBi.
<input type="checkbox"/>	Fixed point-to-point access points	The maximum conducted output power over the frequency band of operation shall not exceed 1 W (30dBm). Fixed point-to-point U-NII devices may employ antennas with directional gain up to 23 dBi without any corresponding reduction in the maximum conducted output power or maximum power spectral density. For fixed point-to-point transmitters that employ a directional antenna gain greater than 23 dBi, a 1 dB reduction in maximum conducted output power and maximum power spectral density is required for each 1 dB of antenna gain in excess of 23 dBi.
<input type="checkbox"/>	client devices	The maximum conducted output power over the frequency band of operation shall not exceed 250 mW (24dBm) provided the maximum antenna gain does not exceed 6 dBi. If transmitting antennas of directional gain greater than 6 dBi are used, both the maximum conducted output power and the maximum power spectral density shall be reduced by the amount in dB that the directional gain of the antenna exceeds 6 dBi.



Frequency Band	Limit
<input checked="" type="checkbox"/> 5.25-5.35 GHz	The maximum conducted output power over the frequency bands of operation shall not exceed the lesser of 250 mW (24dBm) or 11 dBm 10 log B, where B is the 26 dB emission bandwidth in megahertz. If transmitting antennas of directional gain greater than 6 dBi are used, both the maximum conducted output power and the maximum power spectral density shall be reduced by the amount in dB that the directional gain of the antenna exceeds 6 dBi.
<input checked="" type="checkbox"/> 5.470-5.725 GHz	
<input checked="" type="checkbox"/> 5.725~5.85 GHz	

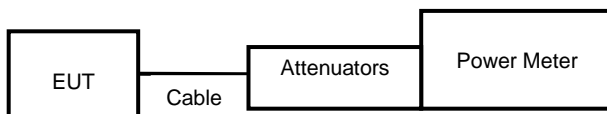
10.2. Test Procedure

According to the methods defined in ANSI C63.10-2013 Section 12.3

The transmitter output is connected to a power meter.

The cable assembly insertion loss of 10.5 dB (including 10 dB pad and 0.5 dB cable) was entered as an offset in the power meter to allow for direct reading of power.

10.3. Test Setup Layout



**10.4. Test Result and Data****Non-beamforming****In the 5.2G Band**

Modulation Type	Data Rate	Channel	Frequency (MHz)	Measured value of each antenna port (dBm)		Total power (dBm)	Total power (mW)	FCC Limit (dBm)
				ANT C	ANT D			
11a	6 Mbps	36	5180	18.53	19.61	22.11	162.70	30.00
11a	6 Mbps	40	5200	18.94	19.90	22.46	176.07	30.00
11a	6 Mbps	48	5240	18.95	19.21	22.09	161.89	30.00
11ax HE20	NSS1-MCS0	36	5180	18.48	19.39	21.97	157.37	30.00
11ax HE20	NSS1-MCS0	40	5200	18.45	19.75	22.16	164.39	30.00
11ax HE20	NSS1-MCS0	48	5240	19.91	20.71	23.34	215.71	30.00
11ax HE40	NSS1-MCS0	38	5190	14.97	15.78	18.40	69.25	30.00
11ax HE40	NSS1-MCS0	46	5230	18.98	19.68	22.35	171.96	30.00
11ax HE80	NSS1-MCS0	42	5210	13.98	14.81	17.43	55.27	30.00

In the 5.3G Band

Modulation Type	Data Rate	Channel	Frequency (MHz)	Measured value of each antenna port (dBm)		Total power (dBm)	Total power (mW)	FCC Limit (dBm)
				ANT C	ANT D			
11a	6 Mbps	52	5260	16.98	16.90	19.95	98.87	23.73
11a	6 Mbps	60	5300	16.74	17.28	20.03	100.66	23.73
11a	6 Mbps	64	5320	17.14	17.43	20.30	107.10	23.76
11ax HE20	NSS1-MCS0	52	5260	17.95	17.64	20.81	120.45	24.00
11ax HE20	NSS1-MCS0	60	5300	17.56	17.86	20.72	118.11	24.00
11ax HE20	NSS1-MCS0	64	5320	17.41	17.89	20.67	116.60	24.00
11ax HE40	NSS1-MCS0	54	5270	19.40	20.09	22.77	189.19	24.00
11ax HE40	NSS1-MCS0	62	5310	15.27	15.68	18.49	70.63	24.00
11ax HE80	NSS1-MCS0	58	5290	15.38	15.14	18.27	67.17	24.00

**In the 5.5G Band**

Modulation Type	Data Rate	Channel	Frequency (MHz)	Measured value of each antenna port (dBm)		Total power (dBm)	Total power (mW)	FCC Limit (dBm)
				ANT C	ANT D			
11a	6 Mbps	100	5500	16.64	16.71	19.69	93.01	23.72
11a	6 Mbps	120	5600	17.13	17.57	20.37	108.79	23.75
11a	6 Mbps	140	5700	15.71	16.24	18.99	79.31	23.72
11ax HE20	NSS1-MCS0	100	5500	17.46	17.50	20.49	111.95	24.00
11ax HE20	NSS1-MCS0	120	5600	17.33	17.43	20.39	109.41	24.00
11ax HE20	NSS1-MCS0	140	5700	15.25	15.60	18.44	69.80	24.00
11ax HE40	NSS1-MCS0	102	5510	15.05	15.14	18.11	64.65	24.00
11ax HE40	NSS1-MCS0	118	5590	19.44	19.65	22.56	180.16	24.00
11ax HE40	NSS1-MCS0	134	5670	15.10	15.55	18.34	68.25	24.00
11ax HE80	NSS1-MCS0	106	5530	15.62	15.99	18.82	76.19	24.00
11ax HE80	NSS1-MCS0	122	5610	15.72	16.11	18.93	78.16	24.00
11ax HE160	NSS1-MCS0	114	5570	10.92	11.75	14.37	27.32	24.00

In the 5.8G Band

Modulation Type	Data Rate	Channel	Frequency (MHz)	Measured value of each antenna port (dBm)		Total power (dBm)	Total power (mW)	FCC Limit (dBm)
				ANT C	ANT D			
11a	6 Mbps	149	5745	20.38	20.07	23.24	210.77	30.00
11a	6 Mbps	157	5785	20.26	20.31	23.30	213.57	30.00
11a	6 Mbps	165	5825	20.15	20.36	23.27	212.16	30.00
11ax HE20	NSS1-MCS0	149	5745	20.41	20.37	23.40	218.79	30.00
11ax HE20	NSS1-MCS0	157	5785	20.06	20.28	23.18	208.05	30.00
11ax HE20	NSS1-MCS0	165	5825	20.16	20.38	23.28	212.90	30.00
11ax HE40	NSS1-MCS0	151	5755	19.26	19.65	22.47	176.59	30.00
11ax HE40	NSS1-MCS0	159	5795	19.57	19.98	22.79	190.11	30.00
11ax HE80	NSS1-MCS0	155	5775	16.41	16.86	19.65	92.28	30.00



FCC Maximum Conducted Output Power (Within 5150-5250MHz band) RF Output Power(dBm)									
Modulation Type	Data Rate	Frequency (MHz)	W/O Duty Factor Measured value of each antenna port (dBm)		W/O duty factor Total power (dBm)	Duty Factor (dB)	With duty factor Total power (mW)	With duty factor Total power (dBm)	FCC Limit (dBm)
			ANT C	ANT D					
11ax HE160	NSS1-MCS0	5250	6.04	5.70	8.88	0.71	9.107	9.59	30.00

FCC Maximum Conducted Output Power (Extends across 5250MHz band) RF Output Power(dBm)									
Modulation Type	Data Rate	Frequency (MHz)	W/O Duty Factor Measured value of each antenna port (dBm)		W/O duty factor Total power (dBm)	Duty Factor (dB)	With duty factor Total power (mW)	With duty factor Total power (dBm)	FCC Limit (dBm)
			ANT C	ANT D					
11ax HE160	NSS1-MCS0	5250	5.70	5.70	8.71	0.71	8.750	9.42	24.00

Modulation Type	Data Rate	Channel	Frequency (MHz)	Avg Power Output (dBm)		Total Power (dBm)
				ANT C	ANT D	
Meter power (for full power)						
11ax HE160	NSS1-MCS0	50	5250	9.17	9.26	12.23

Note: Power Meter Average power is for reference only.



FCC Maximum Conducted Output Power (Within 5470-5725MHz band) RF Output Power(dBm)									
Modulation Type	Data Rate	Frequency (MHz)	W/O Duty Factor Measured value of each antenna port (dBm)		W/O duty factor Total power (dBm)	Duty Factor (dB)	With duty factor Total power (mW)	With duty factor Total power (dBm)	FCC Limit (dBm)
			ANT C	ANT D					
11a	6M	5720	16.12	15.94	19.04	0.21	84.163	19.25	22.65
11ax HE20	NSS1-MCS0	5720	16.67	16.65	19.67	0.37	100.933	20.04	22.92
11ax HE40	NSS1-MCS0	5710	20.01	19.49	22.77	0.36	205.498	23.13	24.00
11ax HE80	NSS1-MCS0	5690	18.32	18.39	21.37	0.37	149.123	21.74	24.00

FCC Maximum Conducted Output Power (Extends across 5725MHz band) RF Output Power(dBm)									
Modulation Type	Data Rate	Frequency (MHz)	W/O Duty Factor Measured value of each antenna port (dBm)		W/O duty factor Total power (dBm)	Duty Factor (dB)	With duty factor Total power (mW)	With duty factor Total power (dBm)	FCC Limit (dBm)
			ANT C	ANT D					
11a	6M	5720	7.36	7.77	10.58	0.21	11.995	10.79	30.00
11ax HE20	NSS1-MCS0	5720	9.51	8.78	12.17	0.37	17.950	12.54	30.00
11ax HE40	NSS1-MCS0	5710	7.61	7.99	10.81	0.36	13.105	11.17	30.00
11ax HE80	NSS1-MCS0	5690	2.61	2.38	5.51	0.37	3.870	5.88	30.00

Modulation Type	Data Rate	Channel	Frequency (MHz)	Avg Power Output (dBm)		Total Power (dBm)
				ANT C	ANT D	
Meter power (for full power)						
11a	6 Mbps	Ch144	5720MHz	16.72	16.66	19.70
11ax HE20	NSS1-MCS0	Ch144	5720MHz	17.74	17.69	20.73
11ax HE40	NSS1-MCS0	Ch142	5710MHz	19.58	19.13	22.37
11ax HE80	NSS1-MCS0	Ch138	5690MHz	18.26	18.52	21.40

Note: Power Meter Average power is for reference only.



Beamforming

In the 5.2G Band

Modulation Type	Data Rate	Channel	Frequency (MHz)	Measured value of each antenna port (dBm)		Total power (dBm)	Total power (mW)	FCC Limit (dBm)
				ANT C	ANT D			
11ax HE20	NSS1-MCS0	36	5180	18.48	19.39	21.97	157.365	30.00
11ax HE20	NSS1-MCS0	40	5200	18.45	19.75	22.16	164.390	30.00
11ax HE20	NSS1-MCS0	48	5240	19.91	20.71	23.34	215.710	30.00
11ax HE40	NSS1-MCS0	38	5190	14.97	15.78	18.40	69.249	30.00
11ax HE40	NSS1-MCS0	46	5230	18.98	19.68	22.35	171.965	30.00
11ax HE80	NSS1-MCS0	42	5210	13.98	14.81	17.43	55.273	30.00

In the 5.3G Band

Modulation Type	Data Rate	Channel	Frequency (MHz)	Measured value of each antenna port (dBm)		Total power (dBm)	Total power (mW)	FCC Limit (dBm)
				ANT C	ANT D			
11ax HE20	NSS1-MCS0	52	5260	17.95	17.64	20.81	120.450	23.95
11ax HE20	NSS1-MCS0	60	5300	17.56	17.86	20.72	118.111	23.95
11ax HE20	NSS1-MCS0	64	5320	17.41	17.89	20.67	116.598	23.95
11ax HE40	NSS1-MCS0	54	5270	19.40	20.09	22.77	189.190	23.95
11ax HE40	NSS1-MCS0	62	5310	15.27	15.68	18.49	70.634	23.95
11ax HE80	NSS1-MCS0	58	5290	15.38	15.14	18.27	67.173	23.95



In the 5.5G Band

Modulation Type	Data Rate	Channel	Frequency (MHz)	Measured value of each antenna port (dBm)		Total power (dBm)	Total power (mW)	FCC Limit (dBm)
				ANT C	ANT D			
11ax HE20	NSS1-MCS0	100	5500	17.46	17.50	20.49	111.953	23.89
11ax HE20	NSS1-MCS0	120	5600	17.33	17.43	20.39	109.410	23.89
11ax HE20	NSS1-MCS0	140	5700	15.25	15.60	18.44	69.804	23.89
11ax HE40	NSS1-MCS0	102	5510	15.05	15.14	18.11	64.648	23.89
11ax HE40	NSS1-MCS0	118	5590	19.44	19.65	22.56	180.159	23.89
11ax HE40	NSS1-MCS0	134	5670	15.10	15.55	18.34	68.252	23.89
11ax HE80	NSS1-MCS0	106	5530	15.62	15.99	18.82	76.195	23.89
11ax HE80	NSS1-MCS0	122	5610	15.72	16.11	18.93	78.157	23.89
11ax HE160	NSS1-MCS0	114	5570	10.92	11.75	14.37	27.322	23.89

In the 5.8G Band

Modulation Type	Data Rate	Channel	Frequency (MHz)	Measured value of each antenna port (dBm)		Total power (dBm)	Total power (mW)	FCC Limit (dBm)
				ANT C	ANT D			
11ax HE20	NSS1-MCS0	149	5745	20.41	20.37	23.40	218.794	30.00
11ax HE20	NSS1-MCS0	157	5785	20.06	20.28	23.18	208.051	30.00
11ax HE20	NSS1-MCS0	165	5825	20.16	20.38	23.28	212.897	30.00
11ax HE40	NSS1-MCS0	151	5755	19.26	19.65	22.47	176.591	30.00
11ax HE40	NSS1-MCS0	159	5795	19.57	19.98	22.79	190.114	30.00
11ax HE80	NSS1-MCS0	155	5775	16.41	16.86	19.65	92.281	30.00



FCC Maximum Conducted Output Power (Within 5150-5250MHz band) RF Output Power(dBm)									
Modulation Type	Data Rate	Frequency (MHz)	W/O Duty Factor Measured value of each antenna port (dBm)		W/O duty factor Total power (dBm)	Duty Factor (dB)	With duty factor Total power (mW)	With duty factor Total power (dBm)	FCC Limit (dBm)
			ANT C	ANT D					
11ax HE160	NSS1-MCS0	5250	6.04	5.70	8.88	0.71	9.107	9.59	30.00

FCC Maximum Conducted Output Power (Extends across 5250MHz band) RF Output Power(dBm)									
Modulation Type	Data Rate	Frequency (MHz)	W/O Duty Factor Measured value of each antenna port (dBm)		W/O duty factor Total power (dBm)	Duty Factor (dB)	With duty factor Total power (mW)	With duty factor Total power (dBm)	FCC Limit (dBm)
			ANT C	ANT D					
11ax HE160	NSS1-MCS0	5250	5.70	5.70	8.71	0.71	8.750	9.42	23.95

Modulation Type	Data Rate	Channel	Frequency (MHz)	Avg Power Output (dBm)		Total Power (dBm)
				ANT C	ANT D	
Meter power (for full power)						
11ax HE160	NSS1-MCS0	50	5250	9.17	9.26	12.23

Note: Power Meter Average power is for reference only.



FCC Maximum Conducted Output Power (Within 5470-5725MHz band) RF Output Power(dBm)									
Modulation Type	Data Rate	Frequency (MHz)	W/O Duty Factor Measured value of each antenna port (dBm)		W/O duty factor Total power (dBm)	Duty Factor (dB)	With duty factor Total power (mW)	With duty factor Total power (dBm)	FCC Limit (dBm)
			ANT C	ANT D					
11ax HE20	NSS1-MCS0	5720	16.67	16.65	19.67	0.37	100.933	20.04	22.81
11ax HE40	NSS1-MCS0	5710	20.01	19.49	22.77	0.36	205.498	23.13	23.89
11ax HE80	NSS1-MCS0	5690	18.32	18.39	21.37	0.37	149.123	21.74	23.89

FCC Maximum Conducted Output Power (Extends across 5725MHz band) RF Output Power(dBm)									
Modulation Type	Data Rate	Frequency (MHz)	W/O Duty Factor Measured value of each antenna port (dBm)		W/O duty factor Total power (dBm)	Duty Factor (dB)	With duty factor Total power (mW)	With duty factor Total power (dBm)	FCC Limit (dBm)
			ANT C	ANT D					
11ax HE20	NSS1-MCS0	5720	9.51	8.78	12.17	0.37	17.950	12.54	30.00
11ax HE40	NSS1-MCS0	5710	7.61	7.99	10.81	0.36	13.105	11.17	30.00
11ax HE80	NSS1-MCS0	5690	2.61	2.38	5.51	0.37	3.870	5.88	30.00

Modulation Type	Data Rate	Channel	Frequency (MHz)	Avg Power Output (dBm)		Total Power (dBm)
				ANT C	ANT D	
Meter power (for full power)						
11ax HE20	NSS1-MCS0	Ch144	5720MHz	17.74	17.69	20.73
11ax HE40	NSS1-MCS0	Ch142	5710MHz	19.58	19.13	22.37
11ax HE80	NSS1-MCS0	Ch138	5690MHz	18.26	18.52	21.40

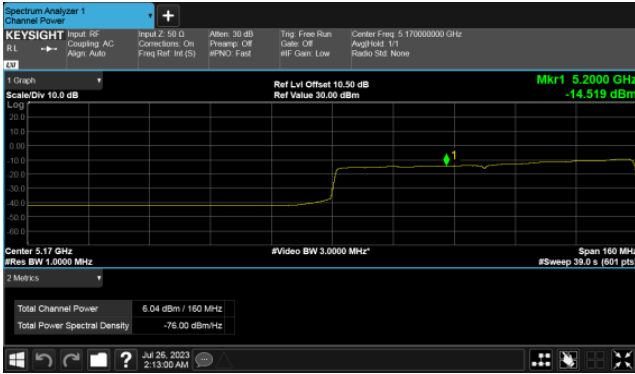
Note: Power Meter Average power is for reference only.



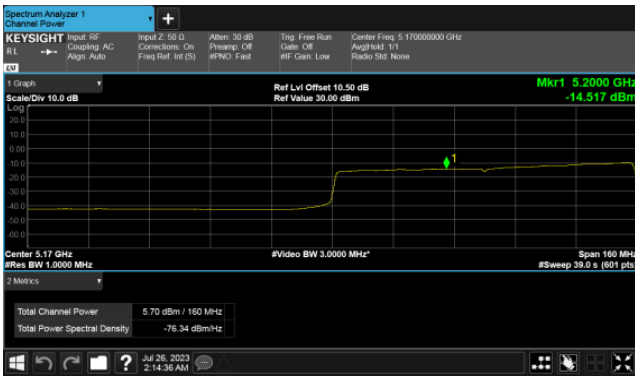
Non-beamforming

Within 5150-5250MHz band
Modulation Type: 802.11ax HE160 CH50
ANT C

Extends across 5250MHz band
Modulation Type: 802.11ax HE160 CH50
ANT C



ANT D



ANT D





Non-beamforming

Within 5470-5725MHz Band, Straddle Channel
Modulation Type: 802.11a CH144
ANT C

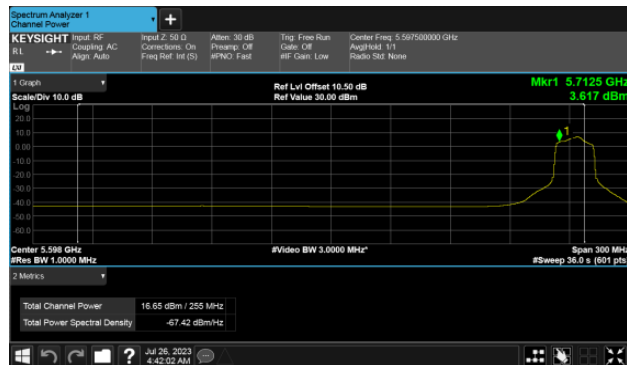
Modulation Type: 802.11ax HE20 CH144
ANT C



ANT D



ANT D

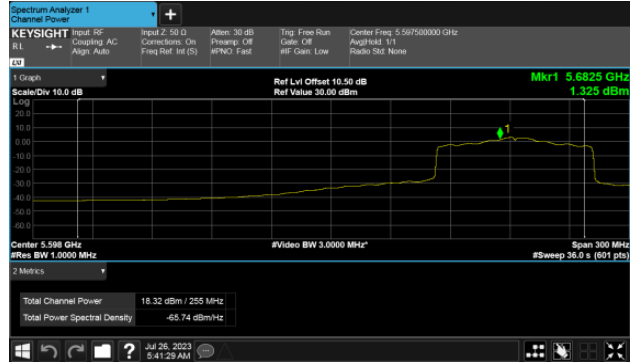
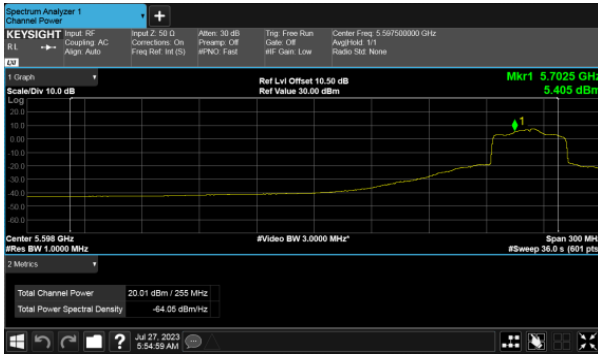




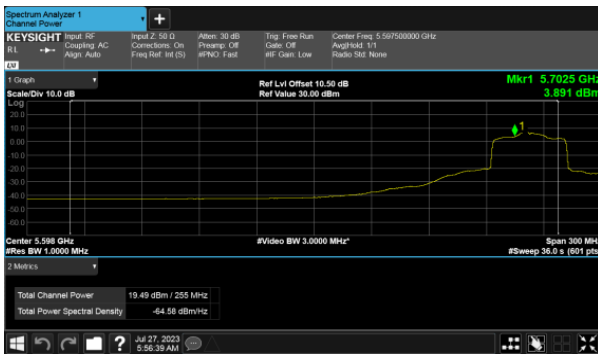
Non-beamforming

Within 5470-5725MHz Band, Straddle Channel
Modulation Type: 802.11ax HE40 CH142
ANT C

Modulation Type: 802.11ax HE80 CH138
ANT C



ANT D



ANT D

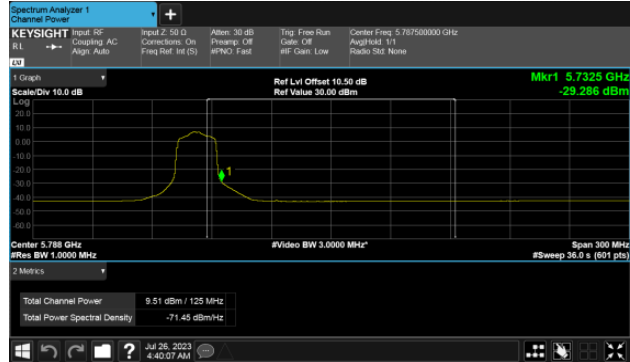




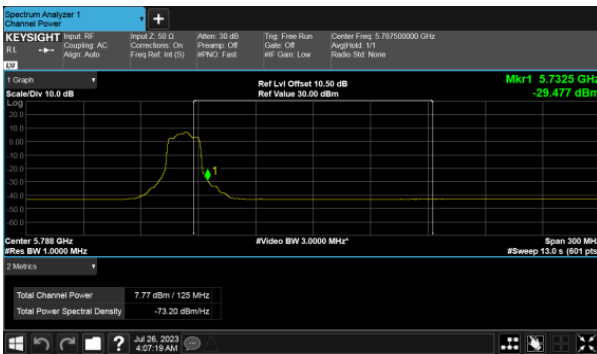
Non-beamforming

Extends across 5725MHz band, Straddle Channel
Modulation Type: 802.11a CH144
ANT C

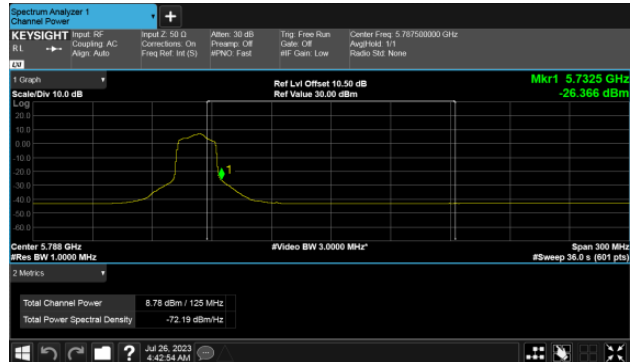
Modulation Type: 802.11ax HE20 CH144
ANT C



ANT D



ANT D

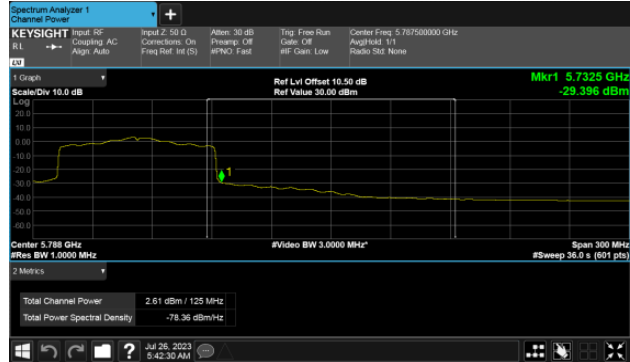




Non-beamforming

Extends across 5725MHz band, Straddle Channel
Modulation Type: 802.11ax HE40 CH142
ANT C

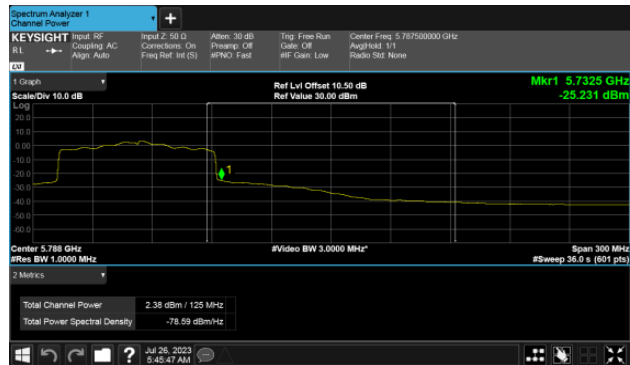
Modulation Type: 802.11ax HE80 CH138
ANT C



ANT D



ANT D





11. Power Spectral Density

11.1. Test Limit

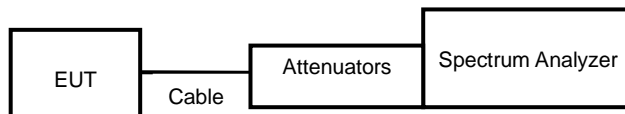
PSD:

Frequency Band		Limit
<input checked="" type="checkbox"/>	5.15~5.25GHz	
	Operating Mode	
<input type="checkbox"/>	Outdoor access point	17 dBm/MHz
<input checked="" type="checkbox"/>	Indoor access point	17 dBm/MHz
<input type="checkbox"/>	Fixed point-to-point access points	17 dBm/MHz
<input type="checkbox"/>	Mobile and portable client devices	11 dBm/MHz
<input checked="" type="checkbox"/>	5.725~5.85 GHz	11 dBm/MHz
<input checked="" type="checkbox"/>	5.470-5.725 GHz	11 dBm/MHz
<input checked="" type="checkbox"/>	5.725~5.85 GHz	30 dBm/500kHz

11.2. Test Procedure

Reference to KDB789033 D02 General UNII Test Procedures New Rules v02r01

11.3. Test Setup Layout



**11.4. Test Result and Data**

In the 5.2G Band

Modulation Type	Channel	Frequency (MHz)	Meas PSD (dBm/MHz)		Sum chain (dBm)	Duty Cycle CF(dB)	Total Corr'd PSD (dBm/MHz)	PSD Limit (dBm/MHz)
			ANT C	ANT D				
11a	36	5180	9.14	9.99	12.60	0.21	12.81	17.00
11a	40	5200	9.66	10.27	12.99	0.21	13.20	17.00
11a	48	5240	9.23	9.40	12.33	0.21	12.54	17.00
11ax HE20	36	5180	8.31	9.42	11.91	0.37	12.28	17.00
11ax HE20	40	5200	8.93	9.59	12.28	0.37	12.65	17.00
11ax HE20	48	5240	9.77	10.08	12.94	0.37	13.31	17.00
11ax HE40	38	5190	2.18	2.99	5.62	0.36	5.98	17.00
11ax HE40	46	5230	5.99	6.47	9.25	0.36	9.61	17.00
11ax HE80	42	5210	-1.67	-0.76	1.82	0.37	2.19	17.00

In the 5.3G Band

Modulation Type	Channel	Frequency (MHz)	Meas PSD (dBm/MHz)		Sum chain (dBm)	Duty Cycle CF(dB)	Total Corr'd PSD (dBm/MHz)	PSD Limit (dBm/MHz)
			ANT C	ANT D				
11a	52	5260	7.35	7.23	10.30	0.21	10.51	10.95
11a	60	5300	7.37	7.50	10.45	0.21	10.66	10.95
11a	64	5320	7.67	7.73	10.71	0.21	10.92	10.95
11ax HE20	52	5260	7.73	7.07	10.42	0.37	10.79	10.95
11ax HE20	60	5300	7.08	7.38	10.24	0.37	10.61	10.95
11ax HE20	64	5320	7.30	7.65	10.49	0.37	10.86	10.95
11ax HE40	54	5270	6.92	6.94	9.94	0.36	10.30	10.95
11ax HE40	62	5310	2.55	2.82	5.69	0.36	6.05	10.95
11ax HE80	58	5290	-0.66	-0.44	2.47	0.37	2.84	10.95



In the 5.5G Band

Modulation Type	Channel (MHz)	Frequency (MHz)	Meas PSD (dBm/MHz)		Sum chain (dBm)	Duty Cycle CF(dB)	Total Corr'd PSD (dBm/MHz)	PSD Limit (dBm/MHz)
			ANT C	ANT D				
11a	100	5500	7.12	7.22	10.18	0.21	10.39	10.89
11a	120	5600	7.17	7.75	10.48	0.21	10.69	10.89
11a	140	5700	6.60	6.90	9.76	0.21	9.97	10.89
11a	144	5720	7.24	7.24	10.25	0.21	10.46	10.89
11ax HE20	100	5500	7.31	7.43	10.38	0.37	10.75	10.89
11ax HE20	120	5600	6.99	7.54	10.28	0.37	10.65	10.89
11ax HE20	140	5700	5.05	5.41	8.24	0.37	8.61	10.89
11ax HE20	144	5720	7.38	7.35	10.37	0.37	10.74	10.89
11ax HE40	102	5510	2.05	2.28	5.18	0.36	5.54	10.89
11ax HE40	118	5590	6.74	7.10	9.93	0.36	10.29	10.89
11ax HE40	134	5670	2.20	2.68	5.46	0.36	5.82	10.89
11ax HE40	142	5710	7.72	7.16	10.46	0.36	10.82	10.89
11ax HE80	106	5530	-0.29	0.07	2.91	0.37	3.28	10.89
11ax HE80	122	5610	-0.17	0.53	3.21	0.37	3.58	10.89
11ax HE80	138	5690	3.07	3.21	6.15	0.37	6.52	10.89

In the 5.8G Band

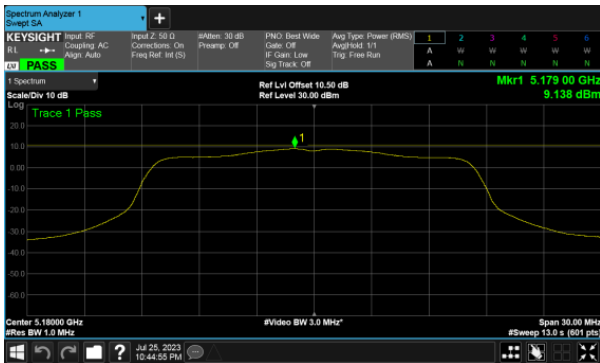
Modulation Type	Channel (MHz)	Frequency (MHz)	Meas PSD (dBm/MHz)		Sum chain (dBm)	Duty Cycle CF (dB)	10log (500KHz /RBW) /CF (dB)	Total Corr'd PSD (dBm/500kHz)	PSD Limit (dBm/500kHz)
			ANT C	ANT D					
11a	149	5745	10.85	10.43	13.66	0.21	-3.01	10.86	30.00
11a	157	5785	10.22	10.61	13.43	0.21	-3.01	10.63	30.00
11a	165	5825	10.36	10.73	13.56	0.21	-3.01	10.76	30.00
11ax HE20	149	5745	10.04	10.20	13.13	0.37	-3.01	10.49	30.00
11ax HE20	157	5785	9.36	9.62	12.50	0.37	-3.01	9.86	30.00
11ax HE20	165	5825	9.69	10.04	12.88	0.37	-3.01	10.24	30.00
11ax HE40	151	5755	5.48	5.97	8.74	0.36	-3.01	6.09	30.00
11ax HE40	159	5795	6.03	6.64	9.35	0.36	-3.01	6.70	30.00
11ax HE80	155	5775	0.27	0.87	3.59	0.37	-3.01	0.95	30.00

802.11ax(160)

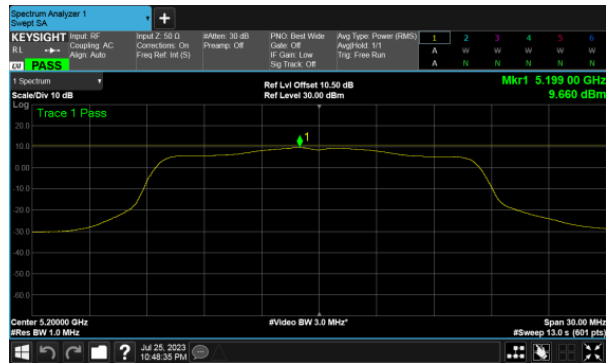
Modulation Type	Channel (MHz)	Frequency (MHz)	Meas PSD (dBm/MHz)		Sum chain (dBm)	Duty Cycle CF(dB)	Total Corr'd PSD (dBm/MHz)	PSD Limit (dBm/MHz)
			ANT C	ANT D				
11ac HE160	50	5210	-9.44	-9.85	-6.63	0.71	-5.92	17.00
11ac HE160		5290	-9.50	-9.95	-6.71	0.71	-6.00	10.95
11ac HE160	114	5570	-7.13	-6.47	-3.78	0.71	-3.07	10.89



Modulation Type: 802.11a CH36
ANT C



Modulation Type: 802.11a CH40
ANT C



ANT D



ANT D

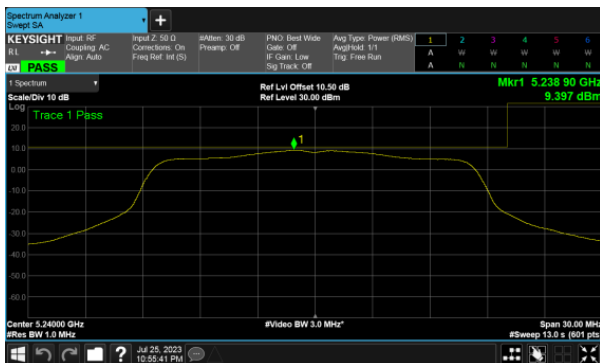




Modulation Type: 802.11a CH48
ANT C



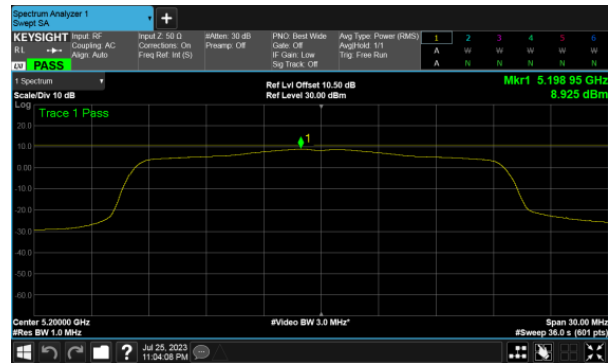
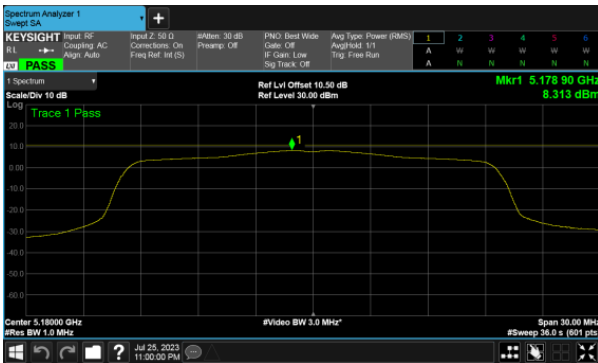
ANT D





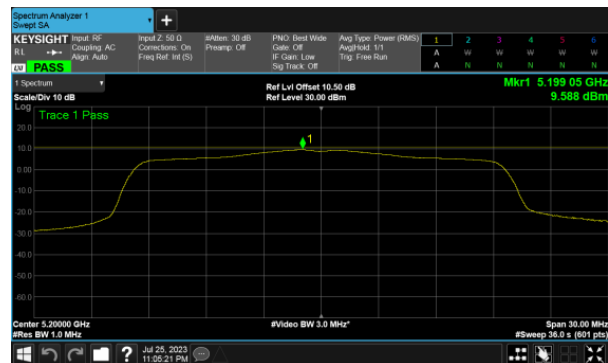
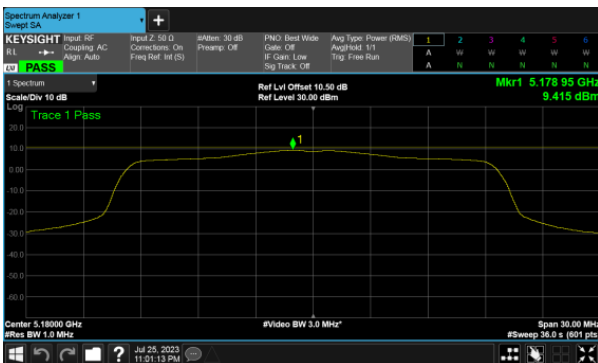
Modulation Type: 802.11ax HE20 CH36
ANT C

Modulation Type: 802.11ax HE20 CH40
ANT C



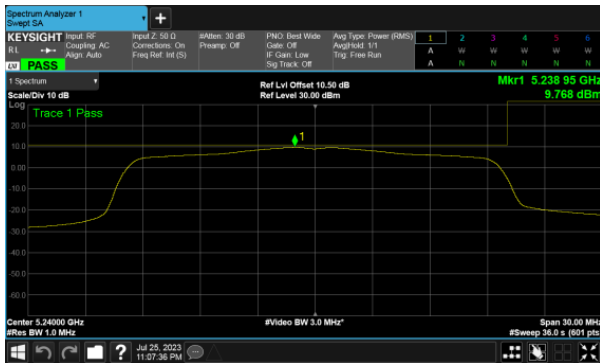
ANT D

ANT D

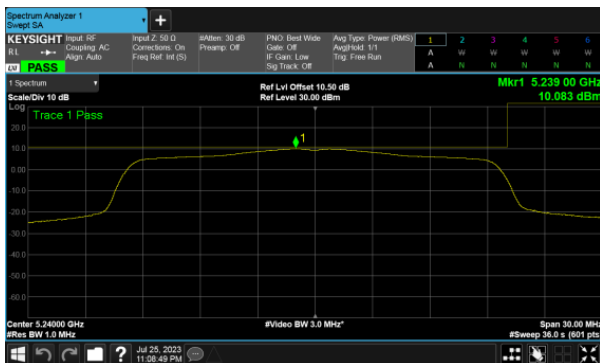




Modulation Type: 802.11ax HE20 CH48
ANT C



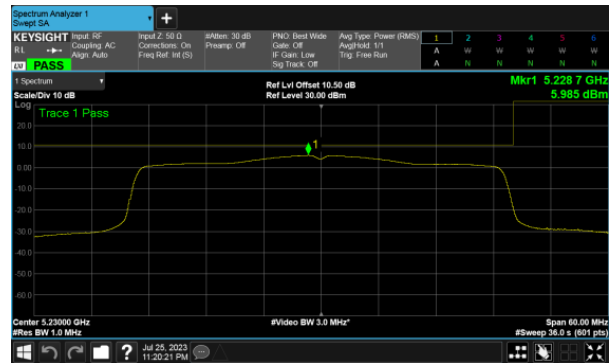
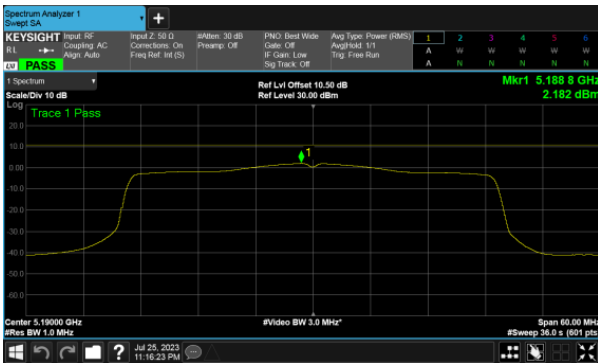
ANT D





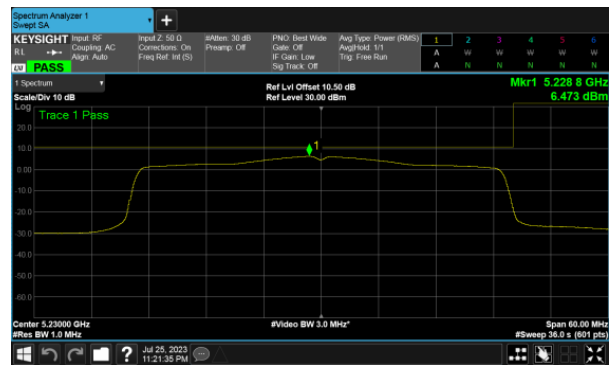
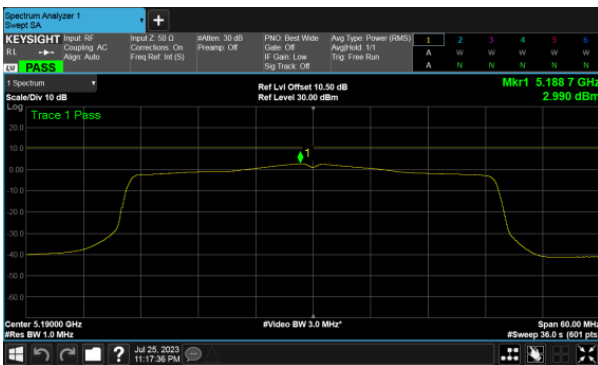
Modulation Type: 802.11ax HE40 CH38
ANT C

Modulation Type: 802.11ax HE40 CH46
ANT C



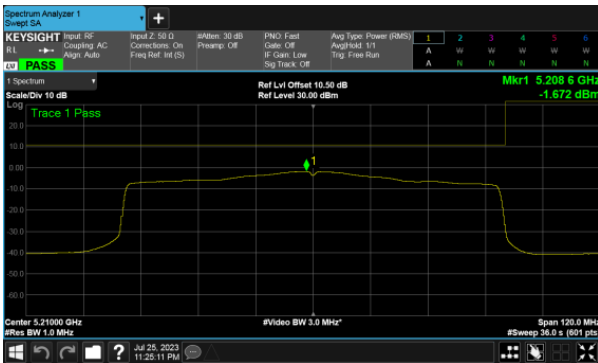
ANT D

ANT D

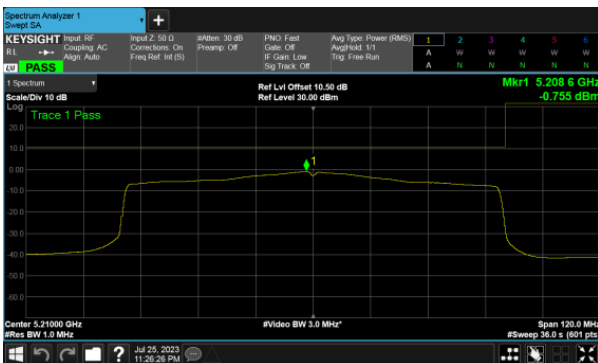




Modulation Type: 802.11ax HE80 CH42
ANT C

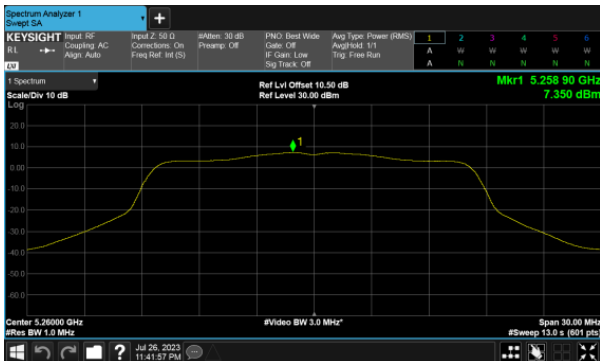


ANT D





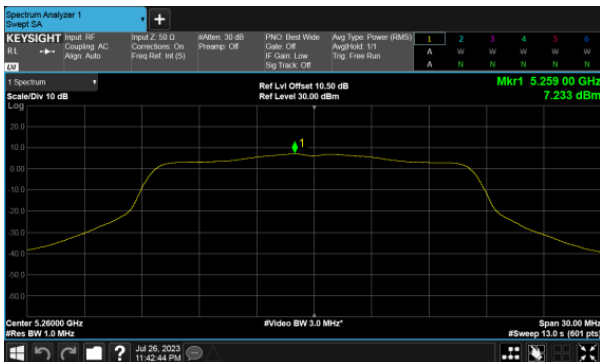
Modulation Type: 802.11a CH52
ANT C



Modulation Type: 802.11a CH60
ANT C



ANT D

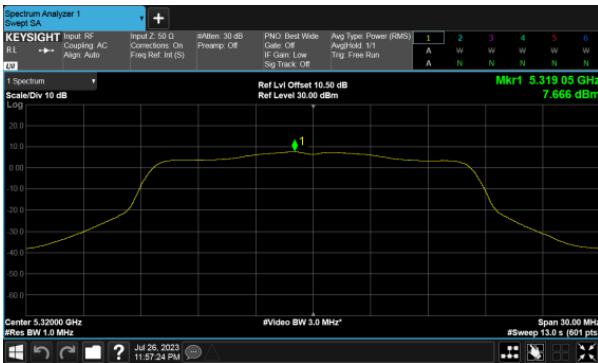


ANT D

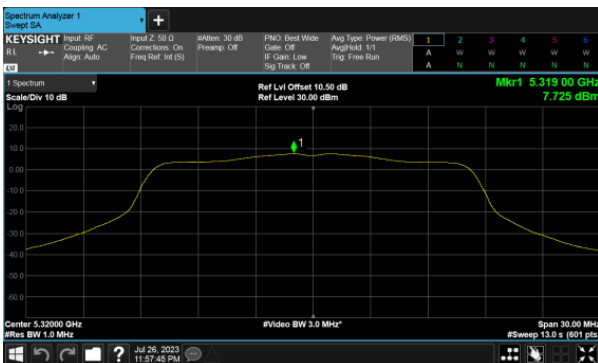




Modulation Type: 802.11a CH64
ANT C

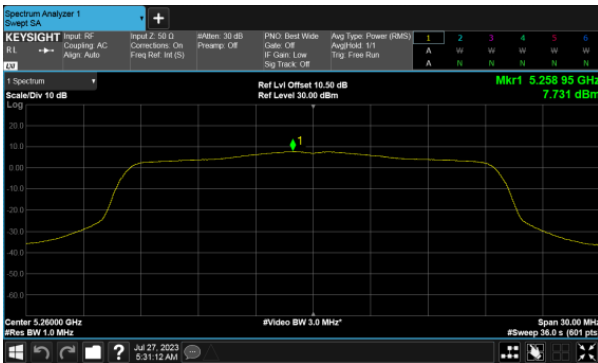


ANT D

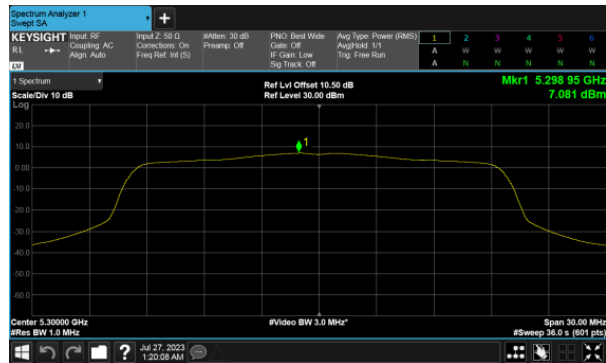




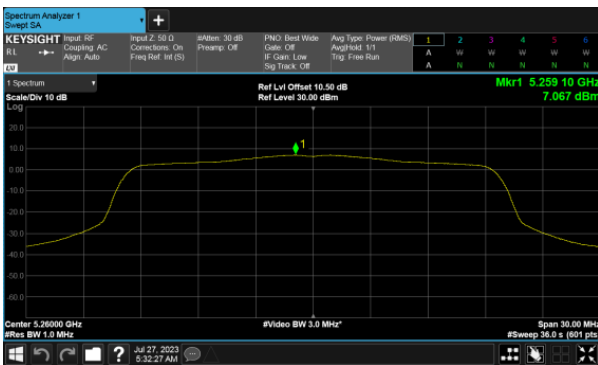
Modulation Type: 802.11ax HE20 CH52
ANT C



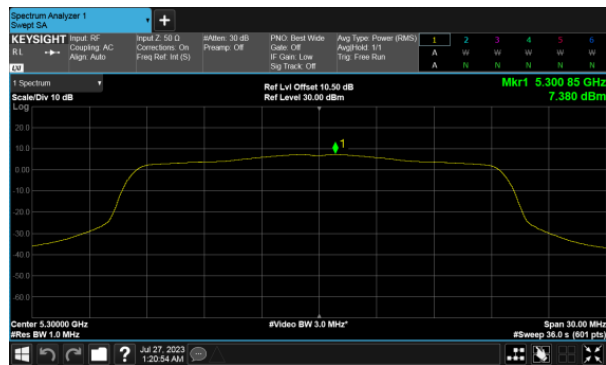
Modulation Type: 802.11ax HE20 CH60
ANT C



ANT D

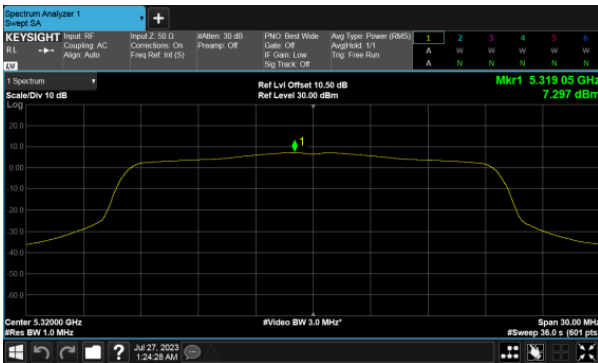


ANT D

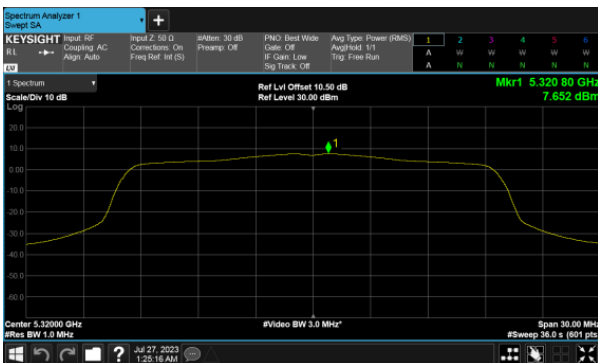




Modulation Type: 802.11ax HE20 CH64
ANT C



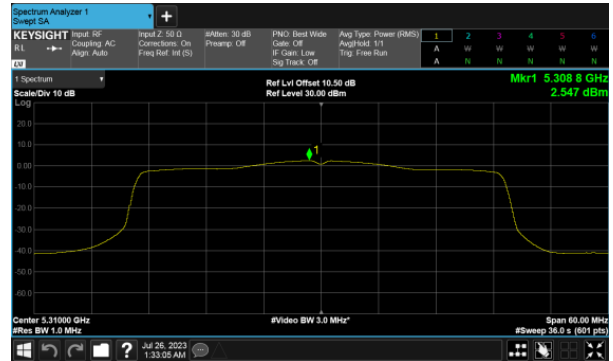
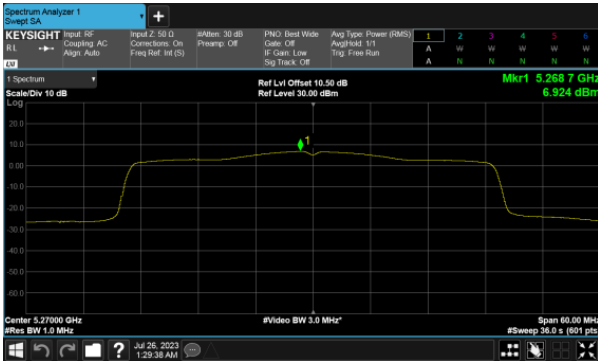
ANT D





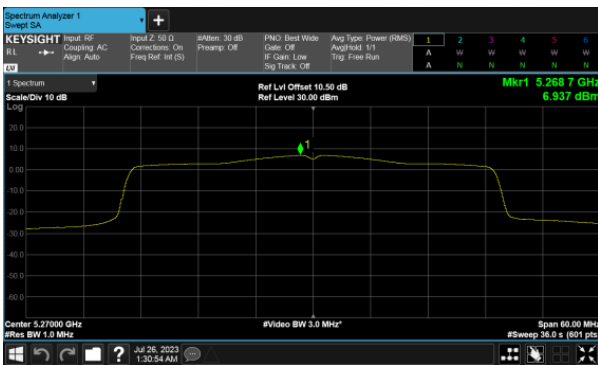
Modulation Type: 802.11ax HE40 CH54
ANT C

Modulation Type: 802.11ax HE40 CH62
ANT C



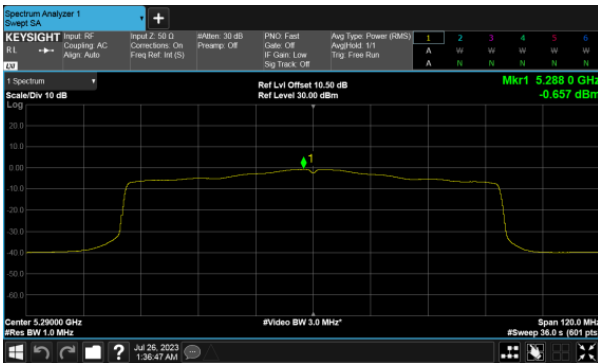
ANT D

ANT D

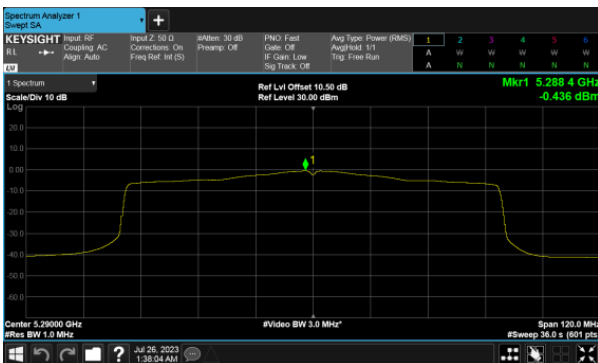




Modulation Type: 802.11ax HE80 CH58
ANT C

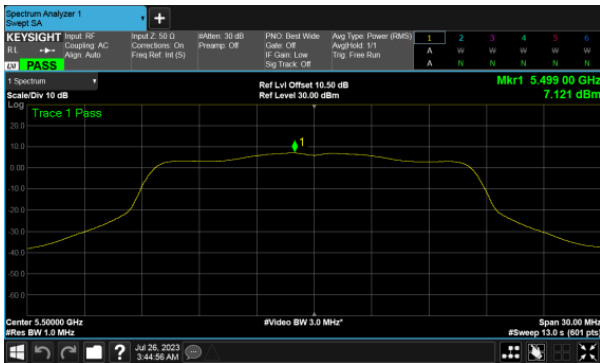


ANT D





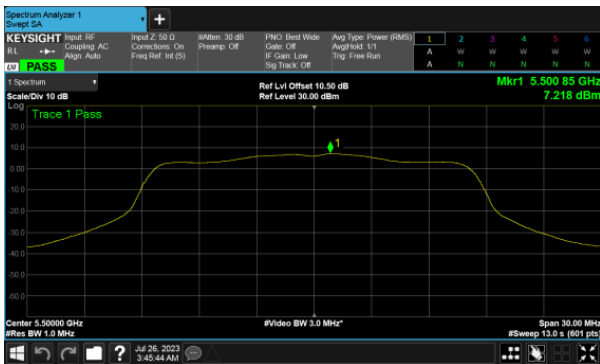
Modulation Type: 802.11a CH100
ANT C



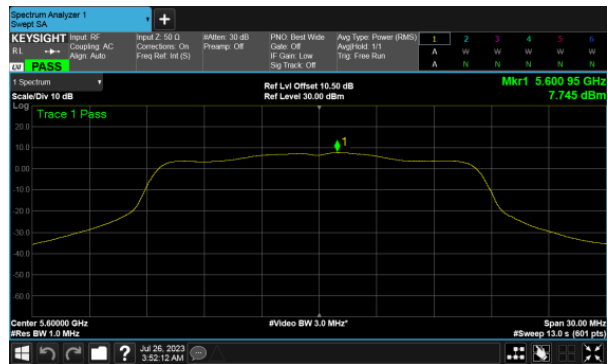
Modulation Type: 802.11a CH120
ANT C



ANT D

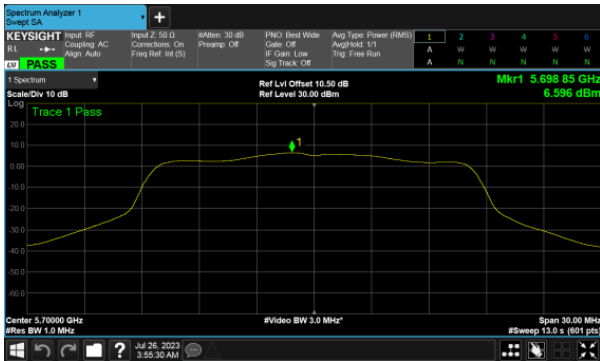


ANT D





Modulation Type: 802.11a CH140
ANT C

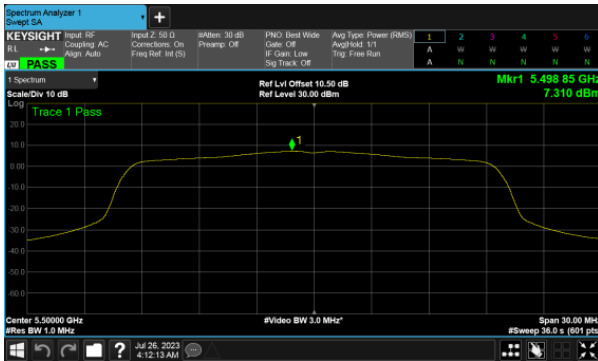


ANT D

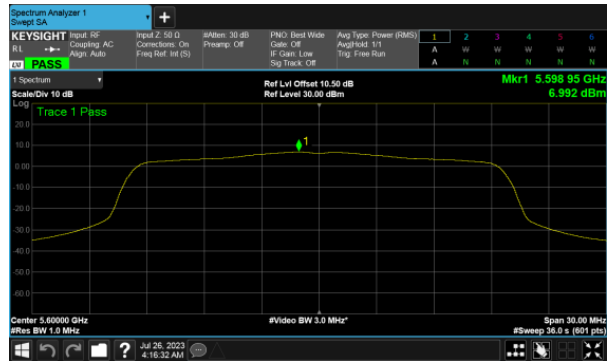




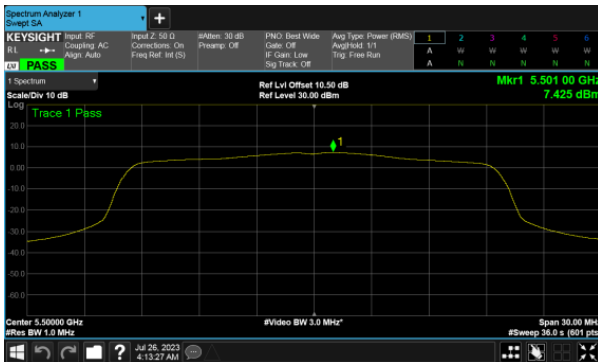
Modulation Type: 802.11ax HE20 CH100
ANT C



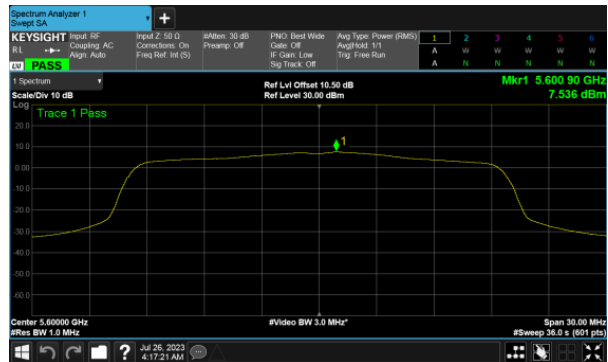
Modulation Type: 802.11ax HE20 CH120
ANT C



ANT D

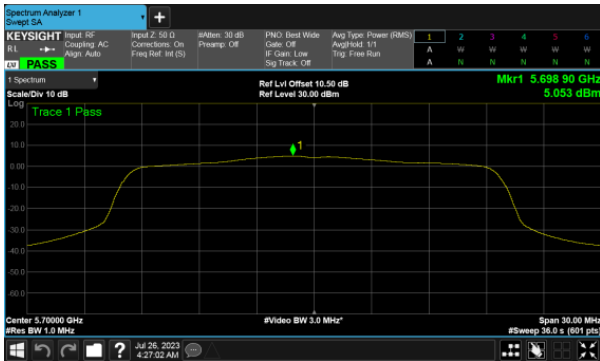


ANT D

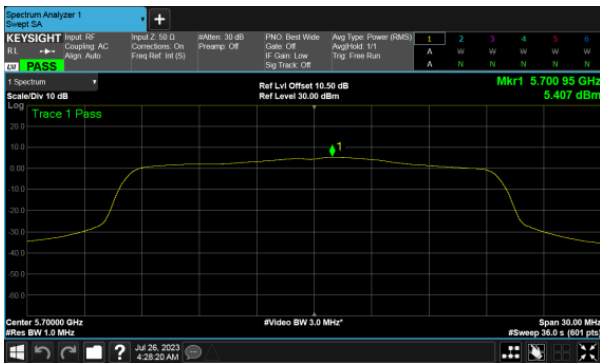




Modulation Type: 802.11ax HE20 CH140
ANT C

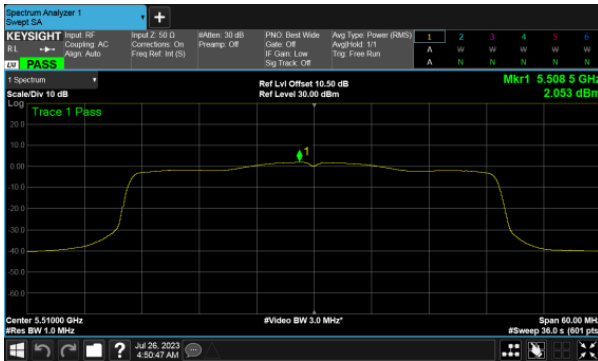


ANT D

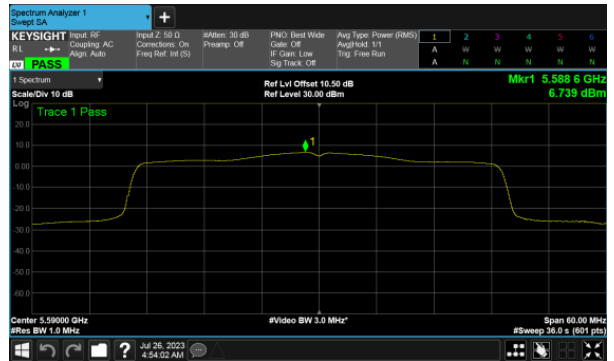




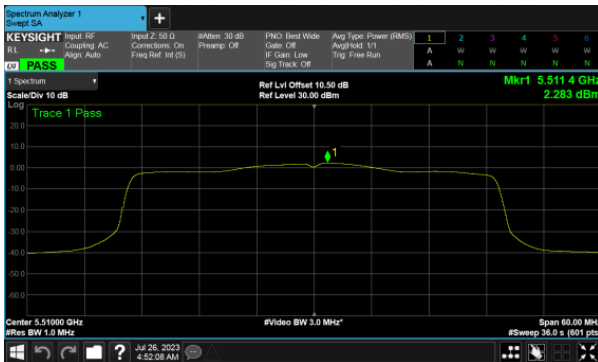
Modulation Type: 802.11ax HE40 CH102
ANT C



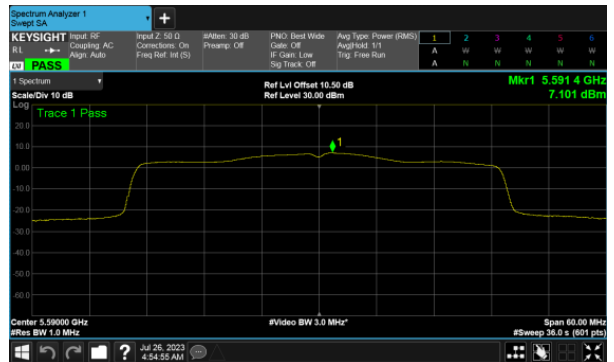
Modulation Type: 802.11ax HE40 CH118
ANT C



ANT D

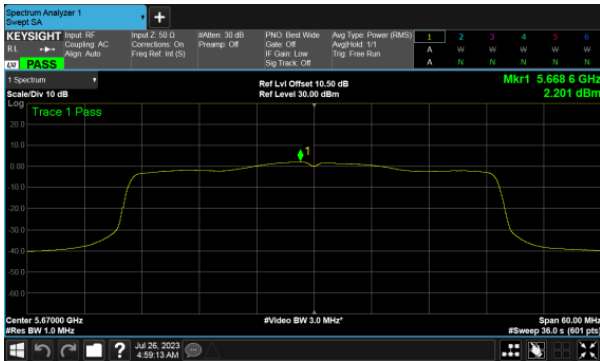


ANT D

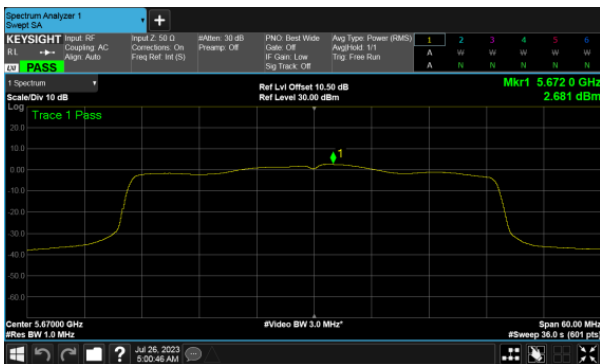




Modulation Type: 802.11ax HE40 CH134
ANT C

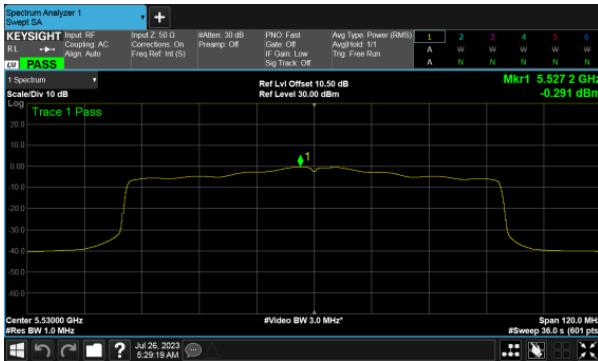


ANT D

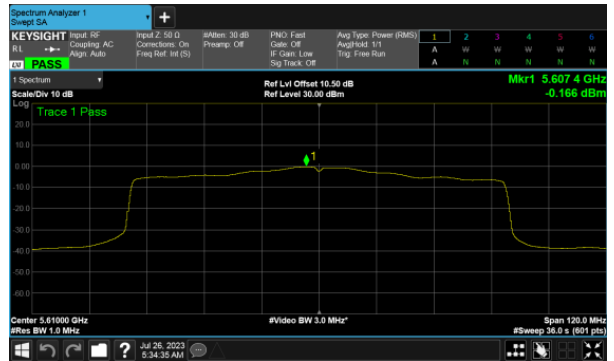




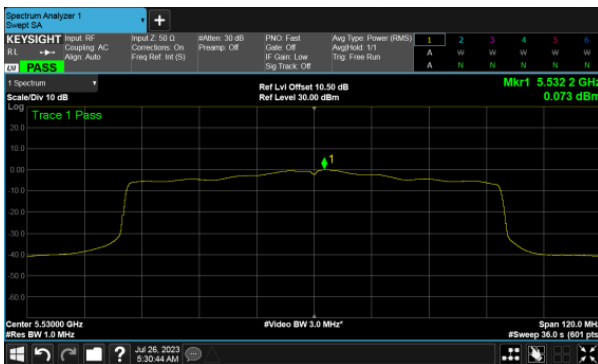
Modulation Type: 802.11ax HE80 CH106
ANT C



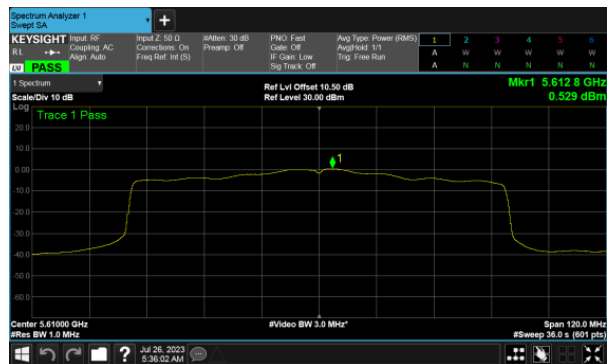
Modulation Type: 802.11ax HE80 CH122
ANT C



ANT D

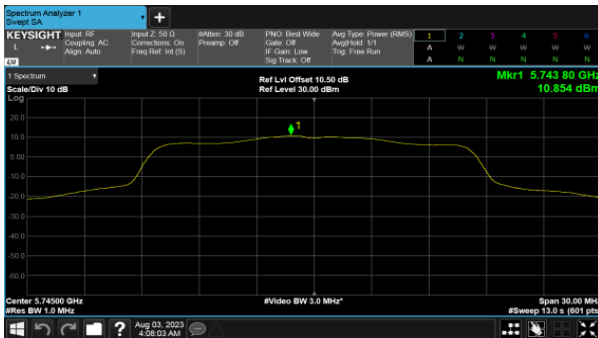


ANT D

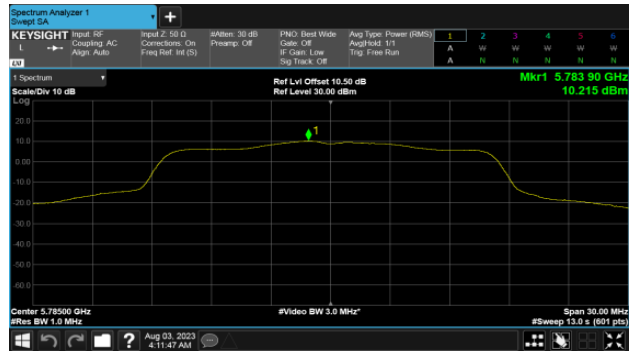




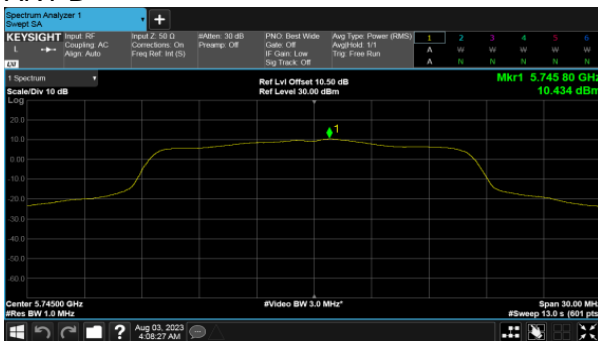
Modulation Type: 802.11a CH149
ANT C



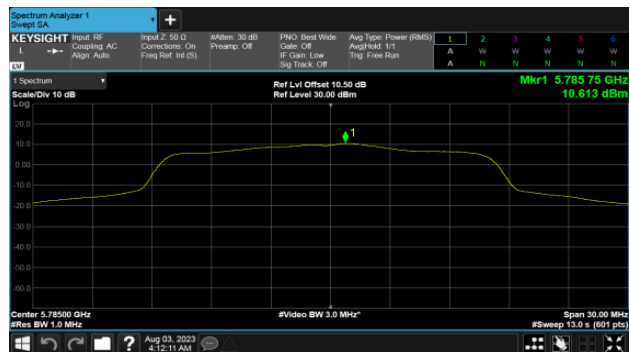
Modulation Type: 802.11a CH157
ANT C



ANT D



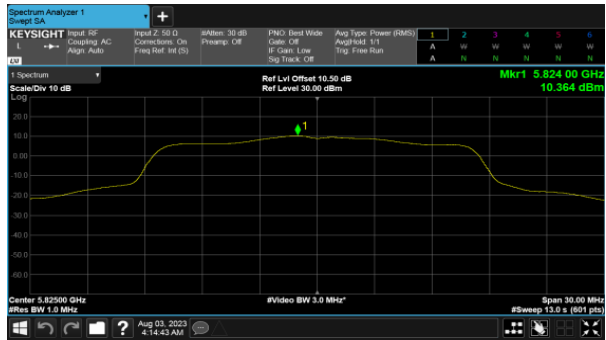
ANT D



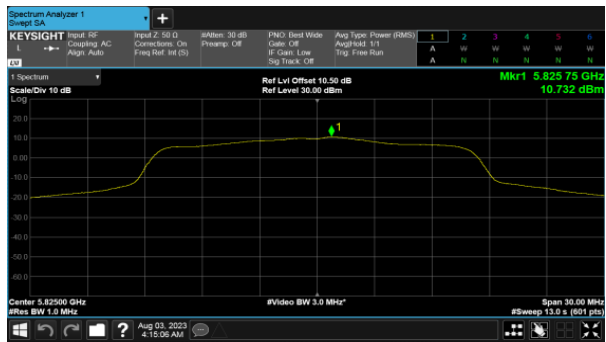


Modulation Type: 802.11a CH165

ANT C

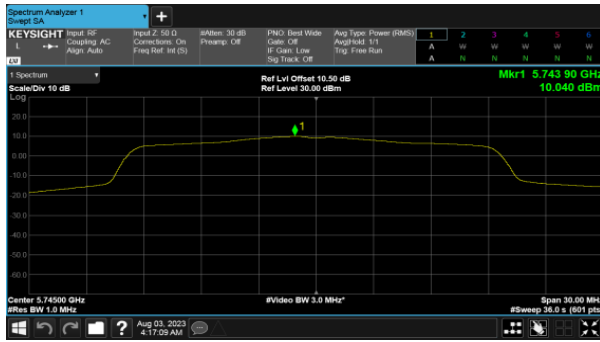


ANT D

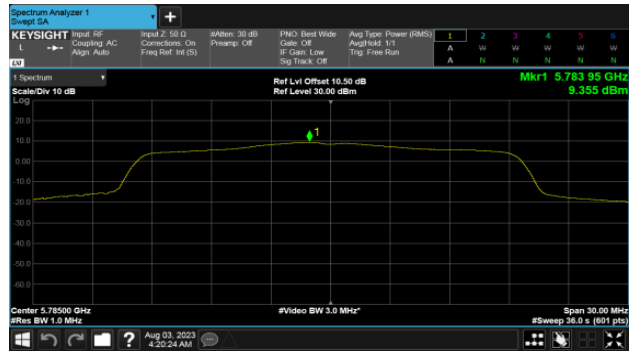




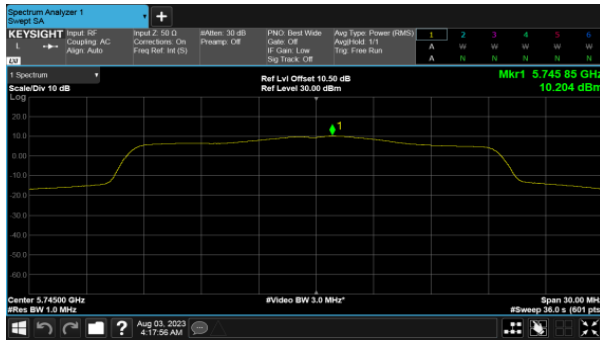
Modulation Type: 802.11ax HE20 CH149
ANT C



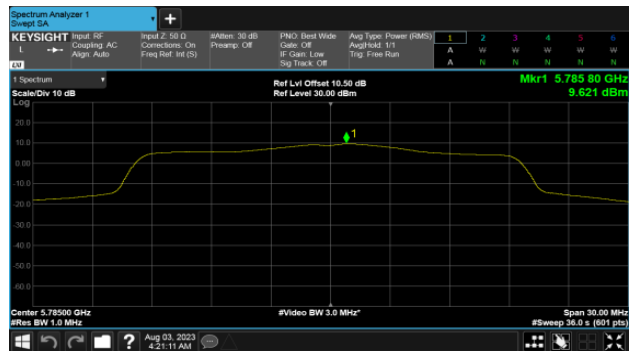
Modulation Type: 802.11ax HE20 CH157
ANT C



ANT D



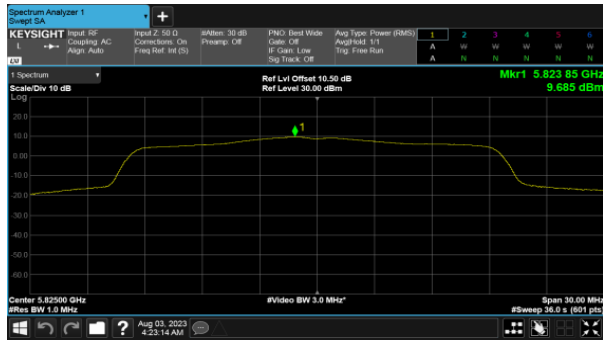
ANT D



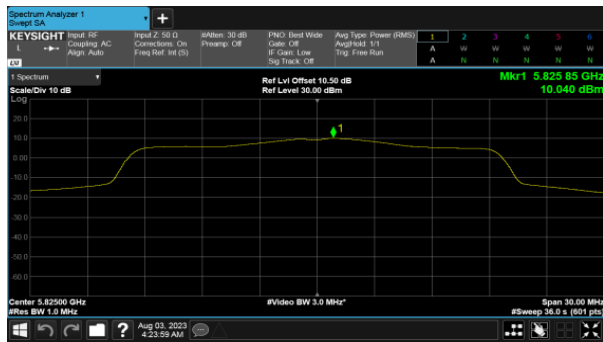


Modulation Type: 802.11ax HE20 CH165

ANT C

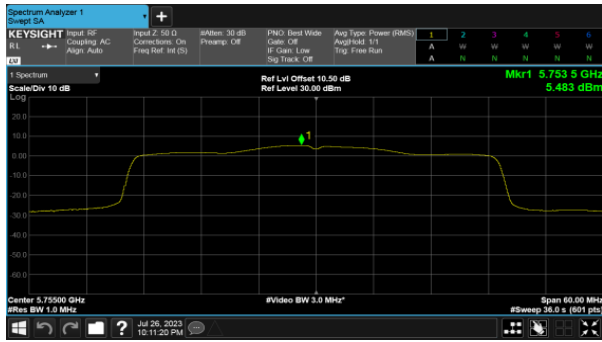


ANT D

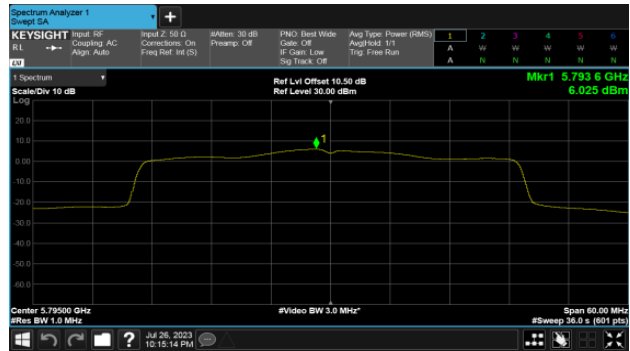




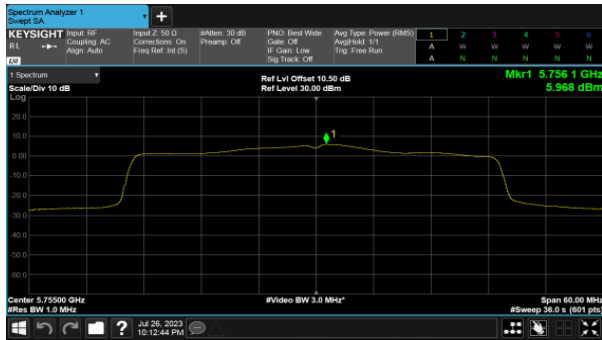
Modulation Type: 802.11ax HE40 CH151
ANT C



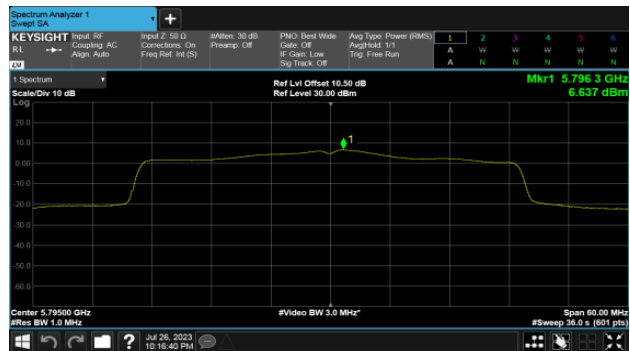
Modulation Type: 802.11ax HE40 CH159
ANT C



ANT D



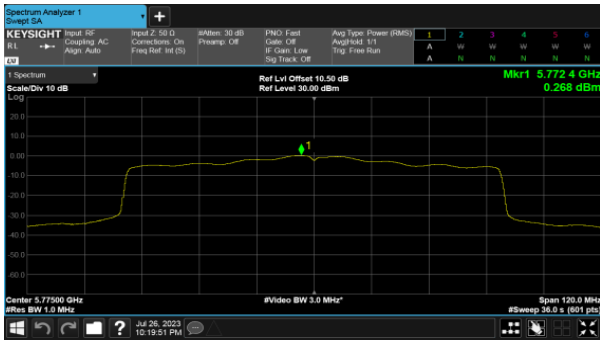
ANT D



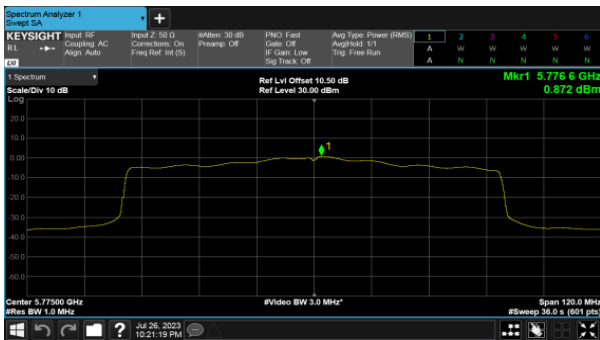


Modulation Type: 802.11ax HE80 CH155

ANT C



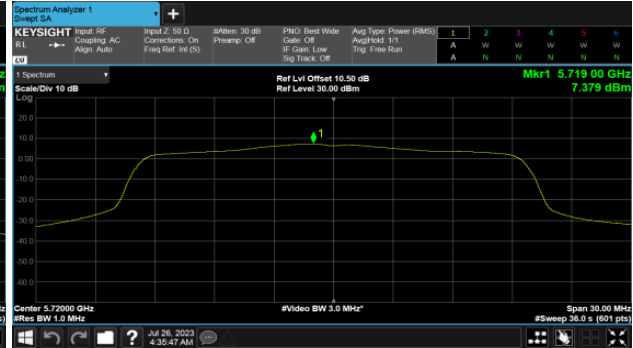
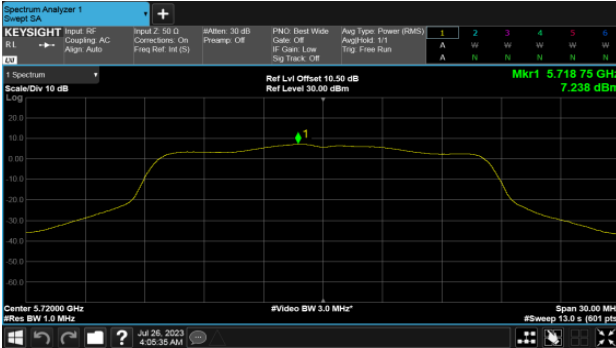
ANT D



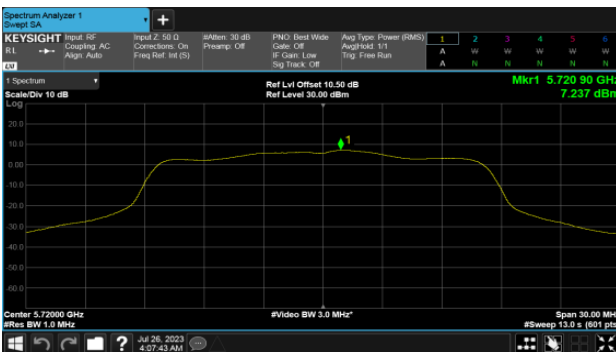


Straddle Channel
Modulation Type: 802.11a CH144
ANT C

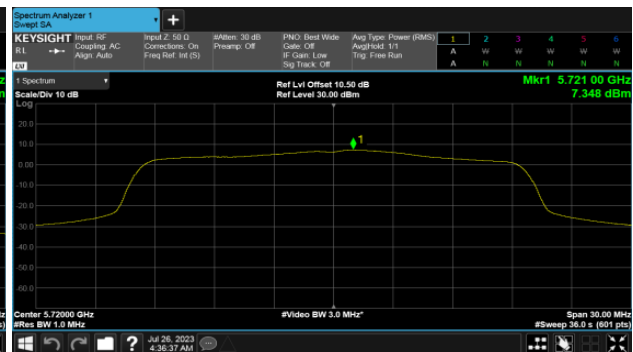
Modulation Type: 802.11ax HE20 CH144
ANT C



ANT D



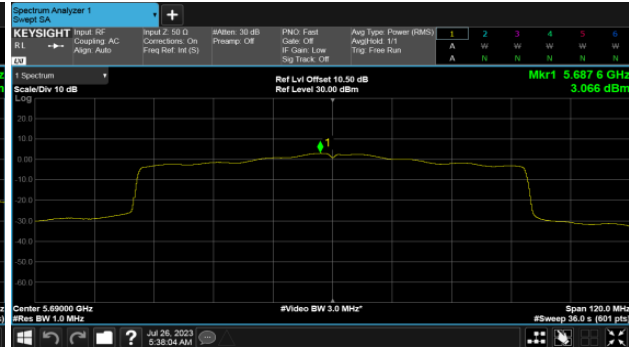
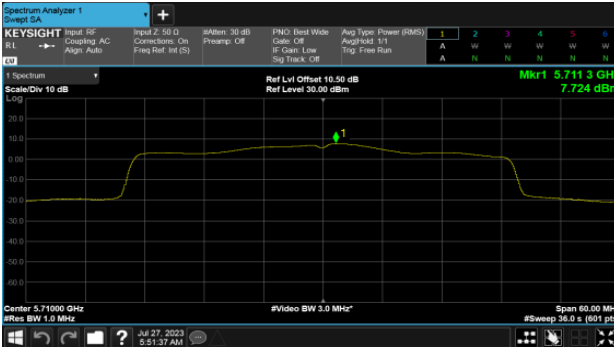
ANT D





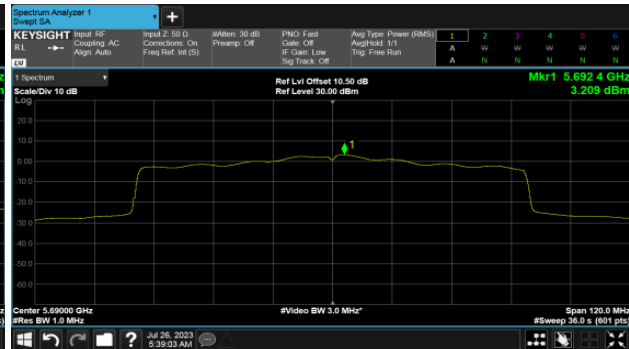
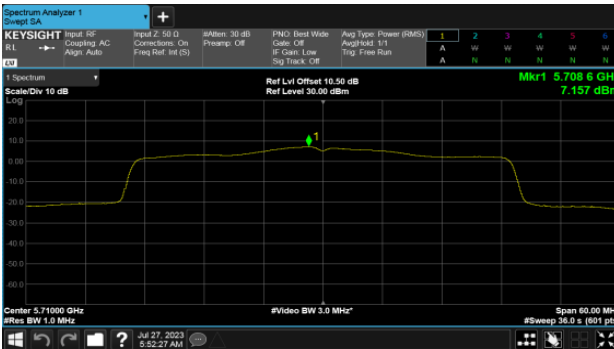
Modulation Type: 802.11ax HE40 CH142
ANT C

Modulation Type: 802.11ax HE80 CH138
ANT C



ANT D

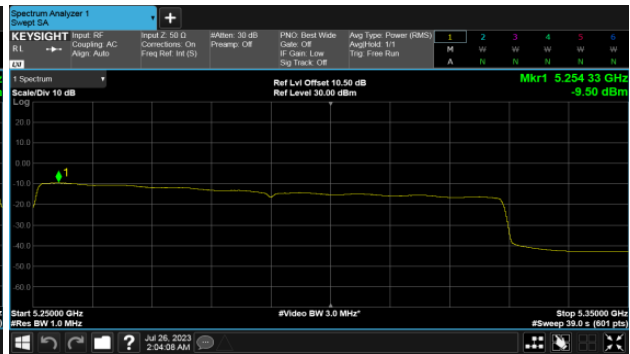
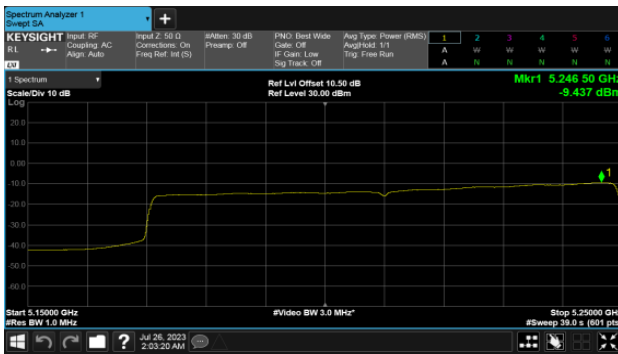
ANT D





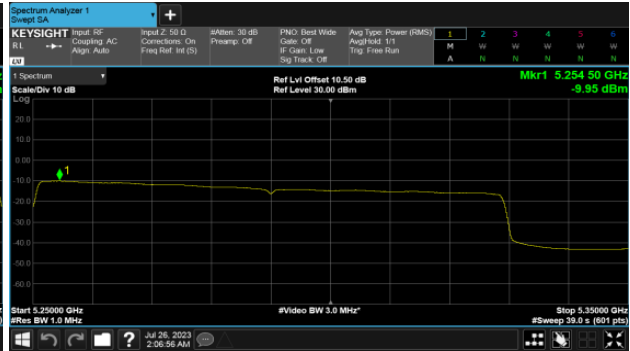
Modulation Type: 802.11ax HE160 CH50
ANT C

Modulation Type: 802.11ax HE160 CH50
ANT C



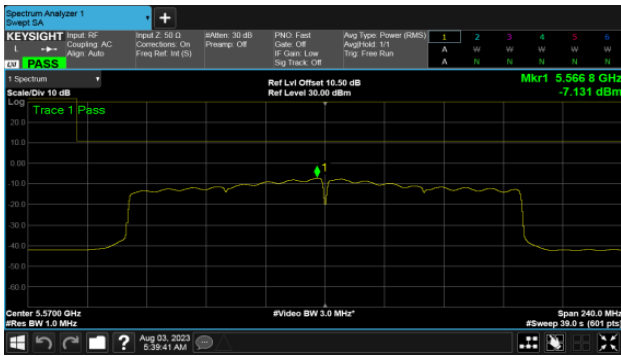
ANT D

ANT D





Modulation Type: 802.11ax HE160 CH114
ANT C



ANT D

