



APPENDIX SETUP PHOTOS

RADIATED EMISSION MEASUREMENT SETUP

Internal Antenna 9dBi









External Antenna 8.5dBi






External Antenna 15dBi



External Antenna 21dBi








RADIATED RF MEASUREMENT SETUP

Internal Antenna 9dBi








External Antenna 8.5dBi







External Antenna 15dBi







External Antenna 21dBi





RF PORT COUNTED MEASURE SETUP








POWERLINE CONDUCTED EMISSIONS MEASUREMENT SETUP

Internal Antenna 9dBi





External Antenna 8.5dBi

External Antenna15dBi





External Antenna21dBi



