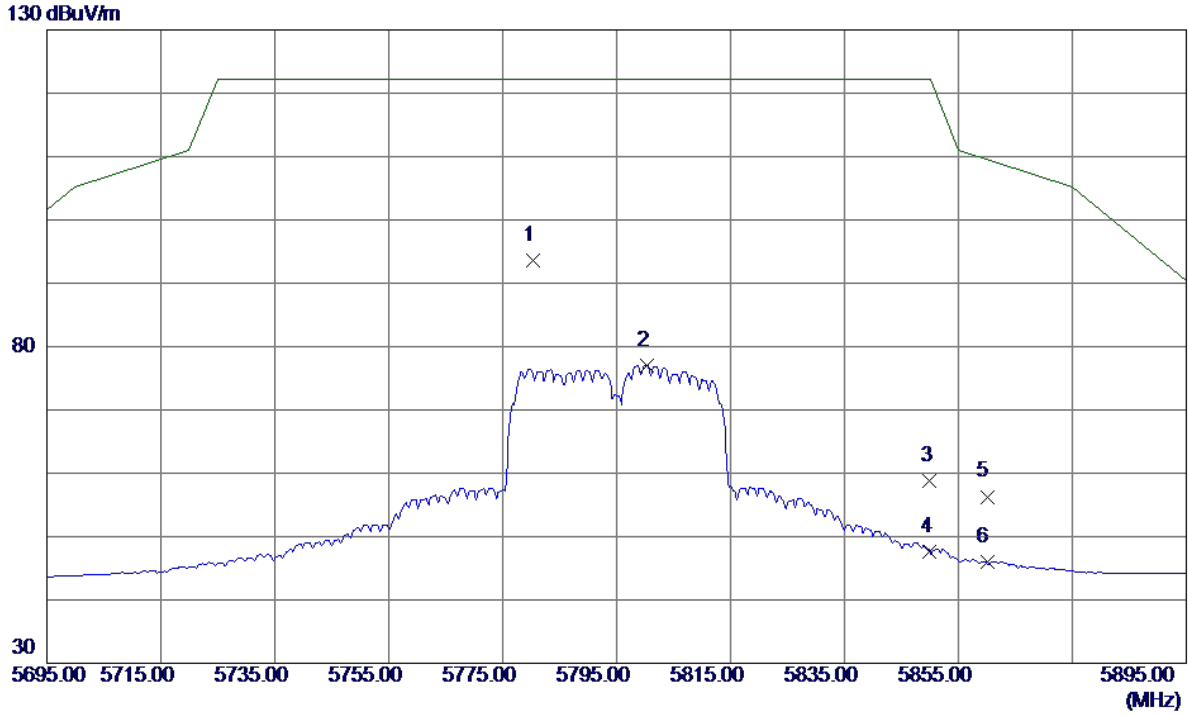


Orthogonal Axis:	X
Test Mode:	UNII-3/TX AC40 Mode 5795MHz

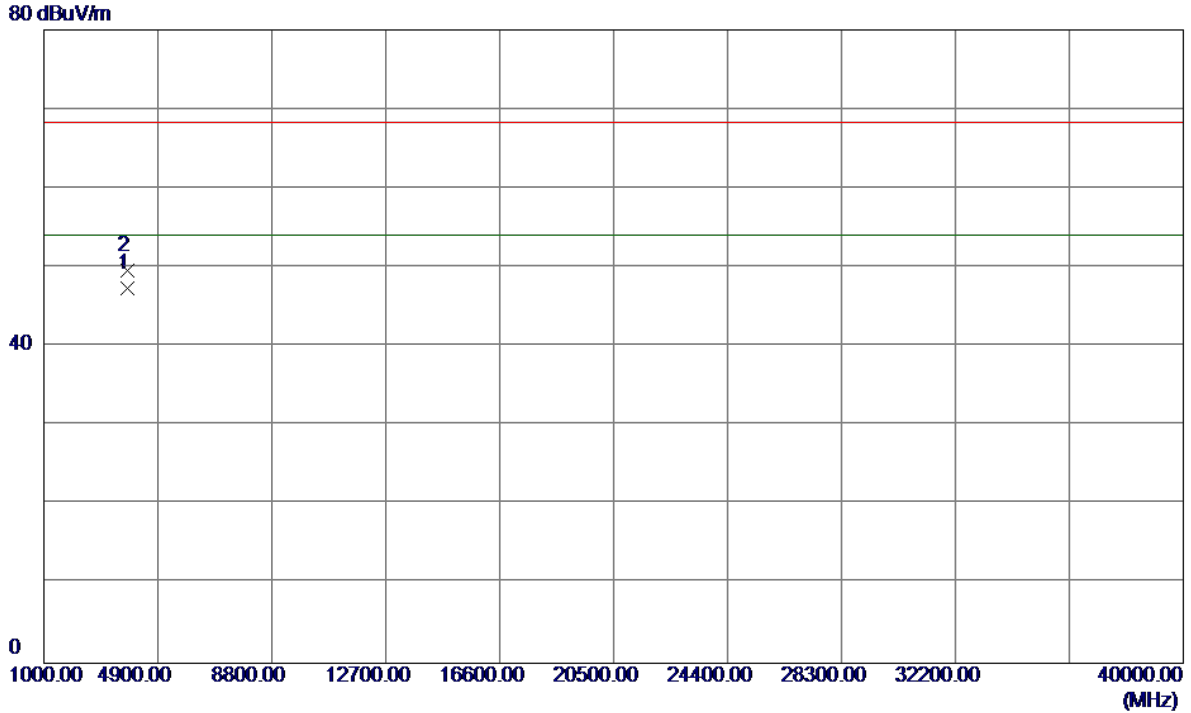
Horizontal



No.	Freq. MHz	Reading Level dBuV/m	Correct Factor dB	Measure ment dBuV/m	Limit dBuV/m	Margin dB	Detector	Comment
1 *	5780.4000	49.95	43.73	93.68	122.30	-28.62	Peak	
2	5800.4000	33.22	43.79	77.01	122.30	-45.29	AVG	
3	5850.0000	14.90	43.94	58.84	122.30	-63.46	Peak	
4	5850.0000	3.62	43.94	47.56	122.30	-74.74	AVG	
5	5860.0000	12.33	43.97	56.30	109.50	-53.20	Peak	
6	5860.0000	1.96	43.97	45.93	109.50	-63.57	AVG	

Orthogonal Axis:	X
Test Mode:	UNII-3/TX AC40 Mode 5795MHz

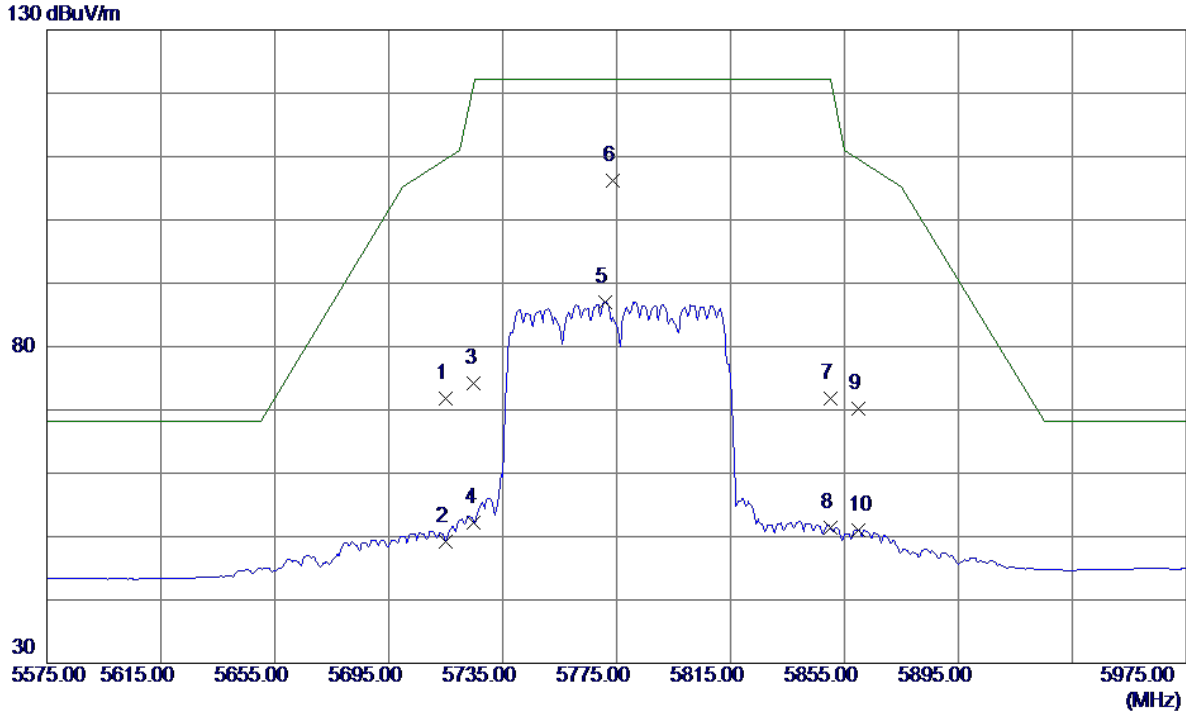
Horizontal



No.	Freq. MHz	Reading Level dBuV/m	Correct Factor dB	Measure ment dBuV/m	Limit dBuV/m	Margin dB	Detector	Comment
1 *	3863.3300	43.40	4.02	47.42	54.00	-6.58	AVG	
2	3863.4850	45.51	4.02	49.53	68.30	-18.77	Peak	

Orthogonal Axis:	X
Test Mode:	UNII-3/TX AC80 Mode 5775MHz

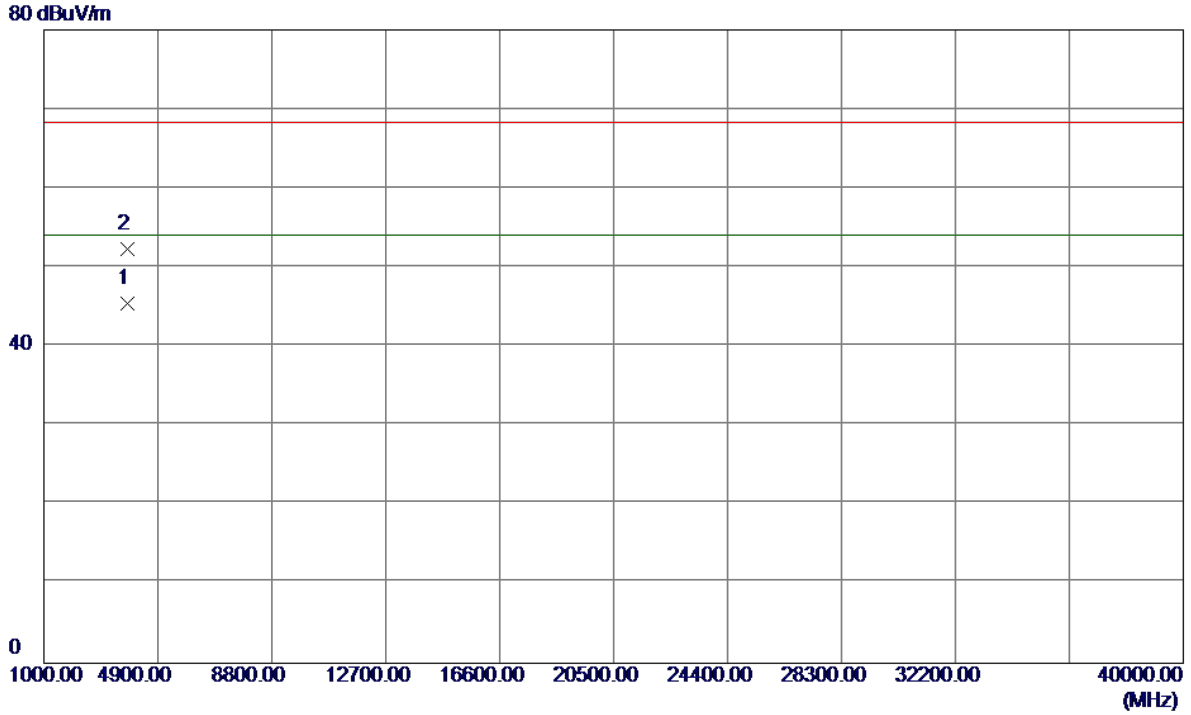
Vertical



No.	Freq. MHz	Reading Level dBuV/m	Correct Factor dB	Measure ment dBuV/m	Limit dBuV/m	Margin dB	Detector	Comment
1	5715.0000	28.27	43.53	71.80	109.50	-37.70	Peak	
2	5715.0000	5.76	43.53	49.29	109.50	-60.21	AVG	
3	5725.0000	30.64	43.56	74.20	122.30	-48.10	Peak	
4	5725.0000	8.56	43.56	52.12	122.30	-70.18	AVG	
5	5771.0000	43.32	43.70	87.02	122.30	-35.28	AVG	
6 *	5773.8000	62.49	43.71	106.20	122.30	-16.10	Peak	
7	5850.0000	27.80	43.94	71.74	122.30	-50.56	Peak	
8	5850.0000	7.50	43.94	51.44	122.30	-70.86	AVG	
9	5860.0000	26.29	43.97	70.26	109.50	-39.24	Peak	
10	5860.0000	7.03	43.97	51.00	109.50	-58.50	AVG	

Orthogonal Axis:	X
Test Mode:	UNII-3/TX AC80 Mode 5775MHz

Vertical

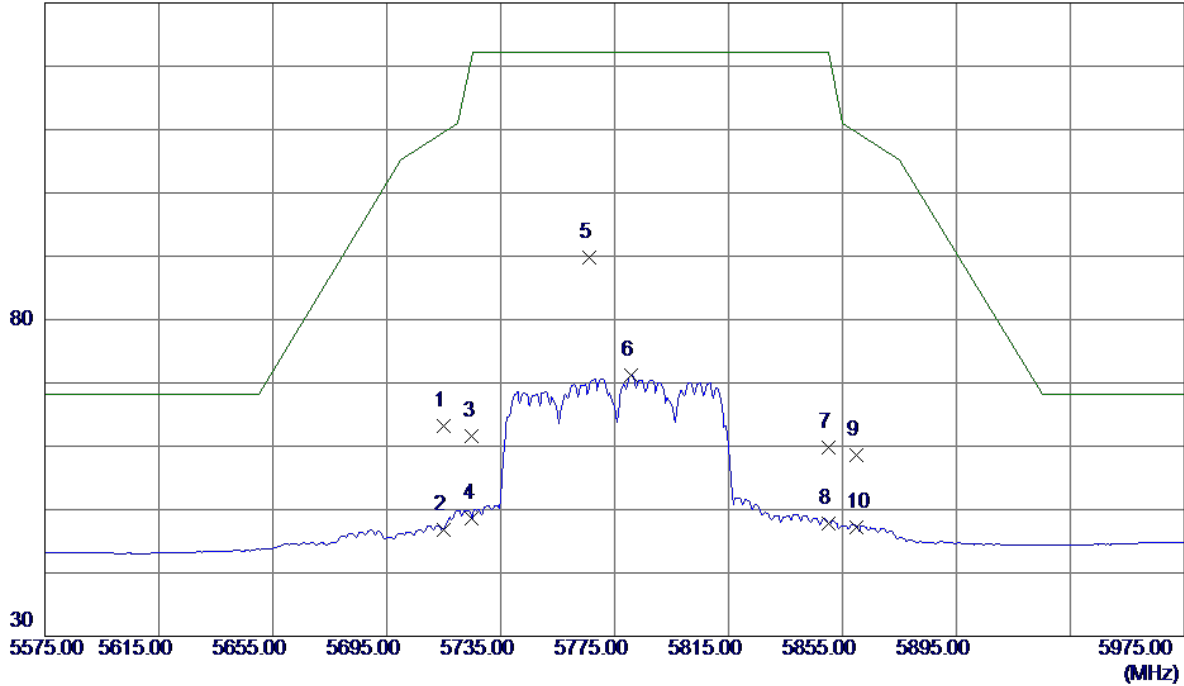


No.	Freq. MHz	Reading Level dBuV/m	Correct Factor dB	Measure ment dBuV/m	Limit dBuV/m	Margin dB	Detector	Comment
1 *	3850.0050	41.47	3.99	45.46	54.00	-8.54	AVG	
2	3850.5770	48.29	3.99	52.28	68.30	-16.02	Peak	

Orthogonal Axis:	X
Test Mode:	UNII-3/TX AC80 Mode 5775MHz

Horizontal

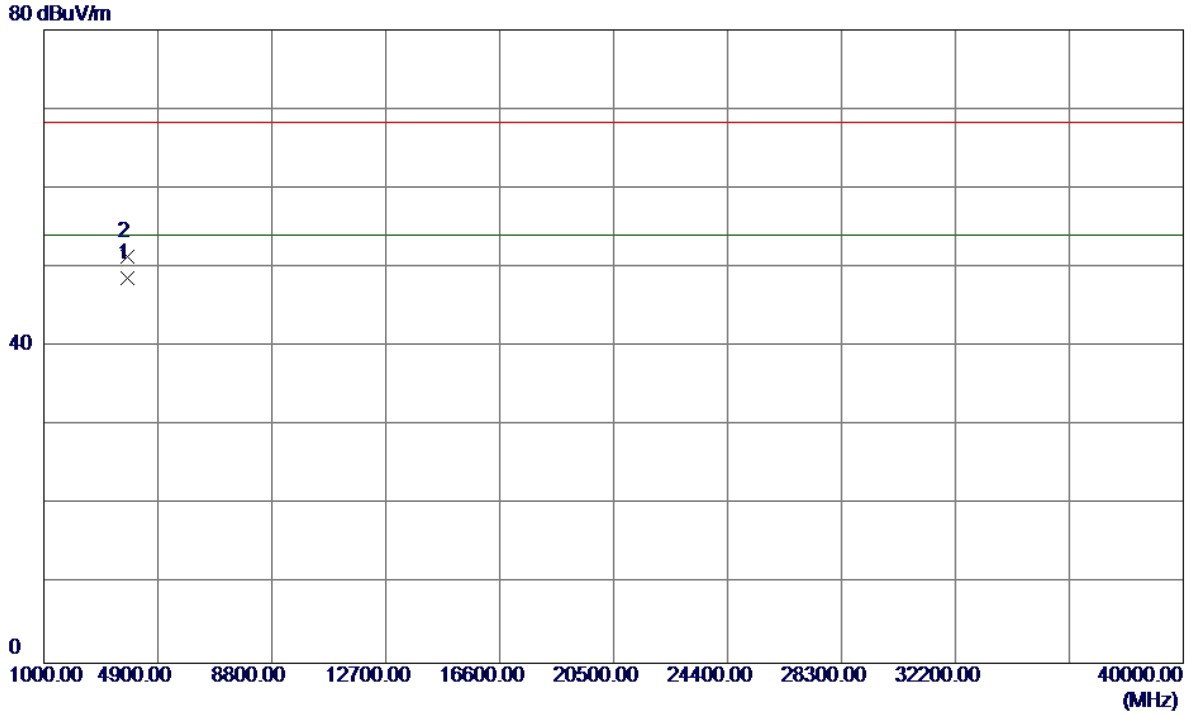
130 dBuV/m



No.	Freq. MHz	Reading Level dBuV/m	Correct Factor dB	Measure ment dBuV/m	Limit dBuV/m	Margin dB	Detector	Comment
1	5715.0000	19.62	43.53	63.15	109.50	-46.35	Peak	
2	5715.0000	3.36	43.53	46.89	109.50	-62.61	AVG	
3	5725.0000	18.11	43.56	61.67	122.30	-60.63	Peak	
4	5725.0000	5.13	43.56	48.69	122.30	-73.61	AVG	
5 *	5766.2000	46.12	43.68	89.80	122.30	-32.50	Peak	
6	5780.6000	27.46	43.73	71.19	122.30	-51.11	AVG	
7	5850.0000	15.79	43.94	59.73	122.30	-62.57	Peak	
8	5850.0000	3.81	43.94	47.75	122.30	-74.55	AVG	
9	5860.0000	14.57	43.97	58.54	109.50	-50.96	Peak	
10	5860.0000	3.18	43.97	47.15	109.50	-62.35	AVG	

Orthogonal Axis:	X
Test Mode:	UNII-3/TX AC80 Mode 5775MHz

Horizontal



No.	Freq. MHz	Reading Level dBuV/m	Correct Factor dB	Measure ment dBuV/m	Limit dBuV/m	Margin dB	Detector	Comment
1 *	3850.0050	44.60	3.99	48.59	54.00	-5.41	AVG	
2	3850.0550	47.37	3.99	51.36	68.30	-16.94	Peak	

TX A Mode_DUTY CYCLE

Duty cycle: TX DUTYMHZ

Duty cycle = T_{ON} / T_{Total}

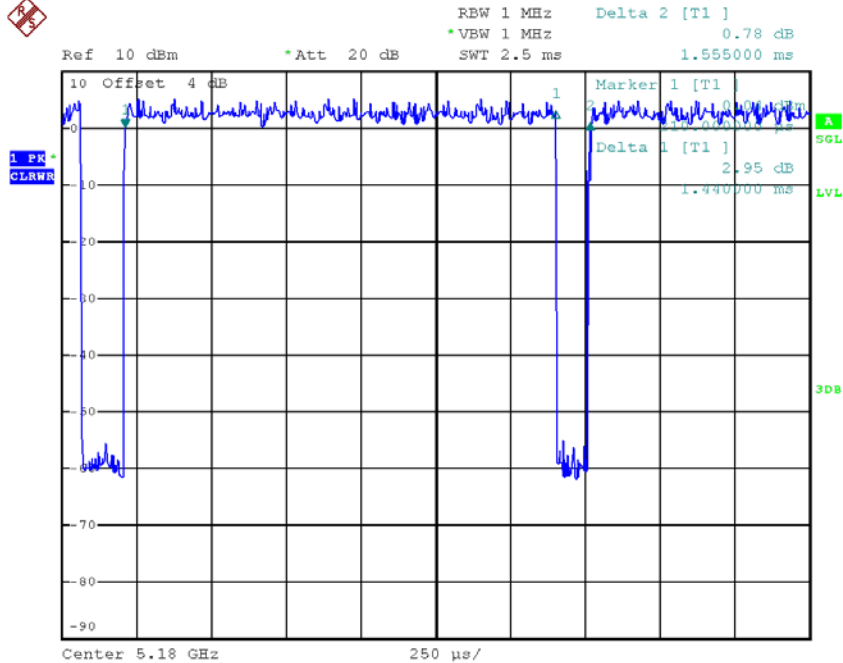
T_{ON} : 1.44 msec

T_{Total} : 1.56 msec

Duty cycle: 92.31%

Duty Factor = $10 \log(1/Duty \ cycle)$

Duty Factor = 0.35



Date: 20.AUG.2017 17:09:48

Note: The EUT was programmed to be in continuously transmitting mode and the transmit duty cycle is not less than 98 %, so, the output power and power density should be calculated as Output Power = Measured power + Duty factor
 Power Spectral Density = Measured density + Duty factor

TX N20 Mode_DUTY CYCLE

Duty cycle: TX DUTYMHZ

$$\text{Duty cycle} = T_{\text{ON}} / T_{\text{Total}}$$

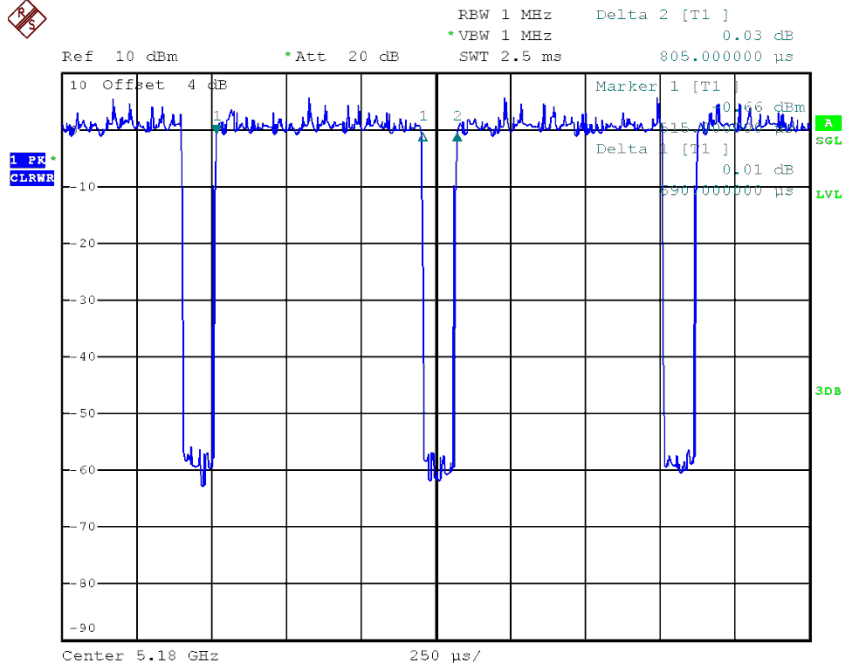
T_{ON} : 0.69 msec

T_{Total} : 0.80 msec

Duty cycle: 86.25%

$$\text{Duty Factor} = 10 \log(1/\text{Duty cycle})$$

Duty Factor = 0.64



Date: 20.AUG.2017 17:10:03

Note: The EUT was programmed to be in continuously transmitting mode and the transmit duty cycle is not less than 98 %, so, the output power and power density should be calculated as
 Output Power = Measured power + Duty factor
 Power Spectral Density = Measured density + Duty factor

TX N40 Mode_DUTY CYCLE

Duty cycle: TX DUTYMHZ

Duty cycle = T_{ON} / T_{Total}

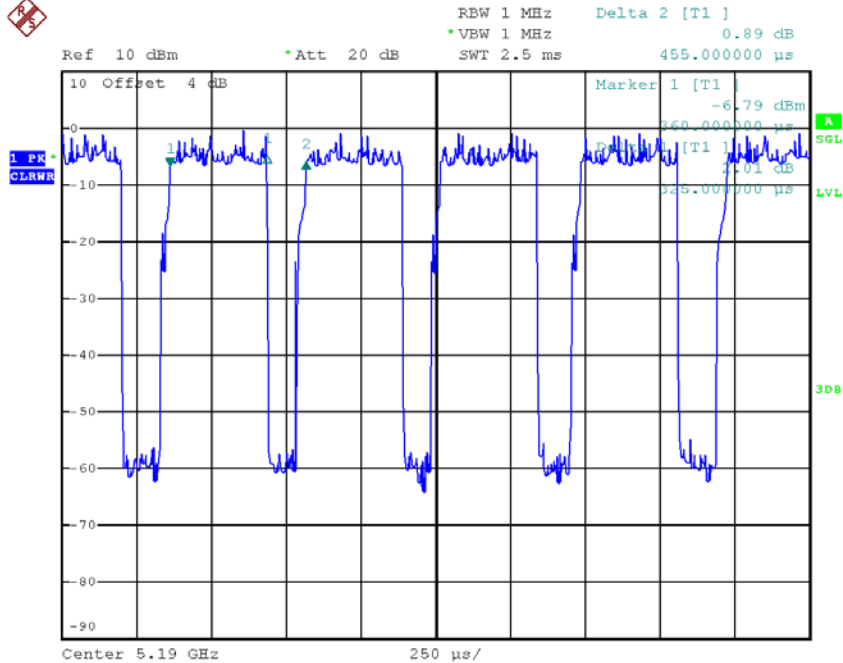
T_{ON} : 0.32 msec

T_{Total} : 0.46 msec

Duty cycle: 69.57%

Duty Factor = $10 \log(1/Duty \ cycle)$

Duty Factor = 1.58



Date: 20.AUG.2017 17:10:41

Note: The EUT was programmed to be in countinously transmitting mode and the transmit duty cycle is not less than 98 %, so, the output power and power density should be cacluated as Output Power = Measured power + Ducusy factor
Power Spectral Density = Measured density + Duty factor

TX AC20 Mode_DUTY CYCLE

Duty cycle: TX DUTYMHZ

Duty cycle = T_{ON} / T_{Total}

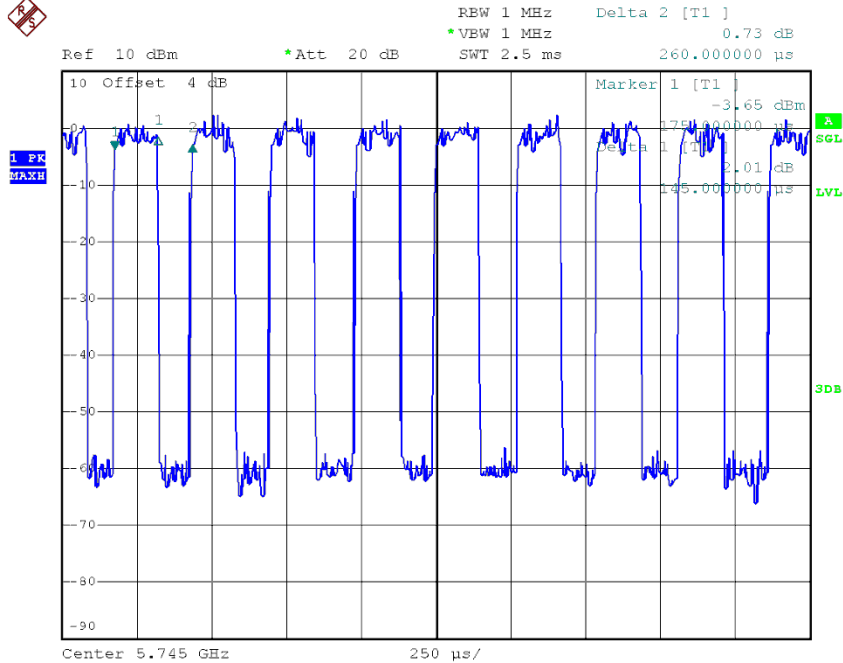
T_{ON} : 0.14 msec

T_{Total} : 0.28 msec

Duty cycle: 50.00%

Duty Factor = $10 \log(1/Duty \text{ cycle})$

Duty Factor = 3.01



Date: 23.AUG.2017 15:49:21

Note: The EUT was programmed to be in countinously transmitting mode and the transmit duty cycle is not less than 98 %, so, the output power and power density should be cacluated as Output Power = Measured power + Ducy factor
 Power Spectral Density = Measured density + Duty factor

TX AC40 Mode_DUTY CYCLE

Duty cycle: TX DUTYMHZ

Duty cycle = T_{ON} / T_{Total}

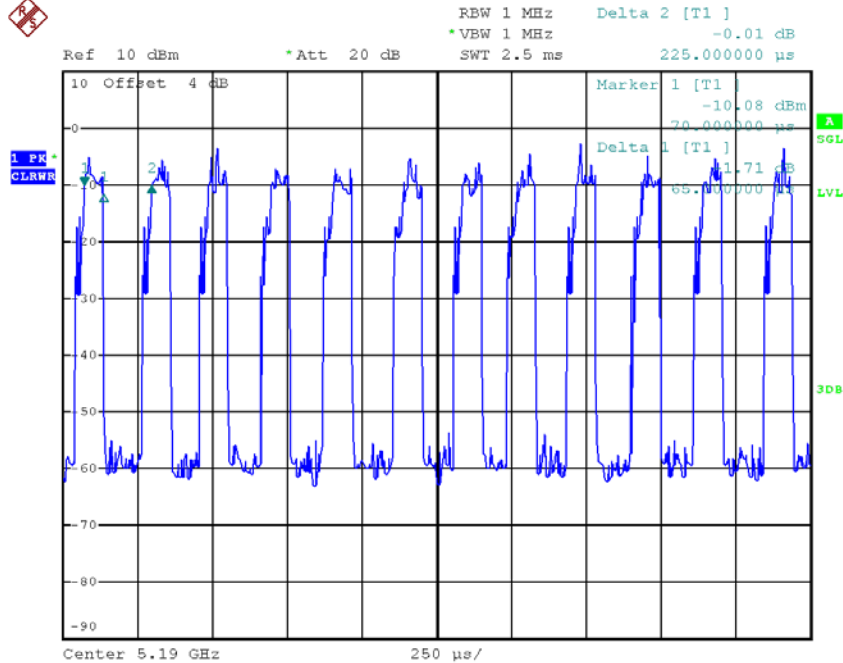
T_{ON} : 0.06 msec

T_{Total} : 0.22 msec

Duty cycle: 27.27%

Duty Factor = $10 \log(1/Duty \ cycle)$

Duty Factor = 5.64



Date: 20.AUG.2017 17:10:52

Note: The EUT was programmed to be in countinously transmitting mode and the transmit duty cycle is not less than 98 %, so, the output power and power density should be cacluated as Output Power = Measured power + Ducy factor
 Power Spectral Density = Measured density + Duty factor

TX AC80 Mode_DUTY CYCLE

Duty cycle: TX DUTYMHZ

Duty cycle = T_{ON} / T_{Total}

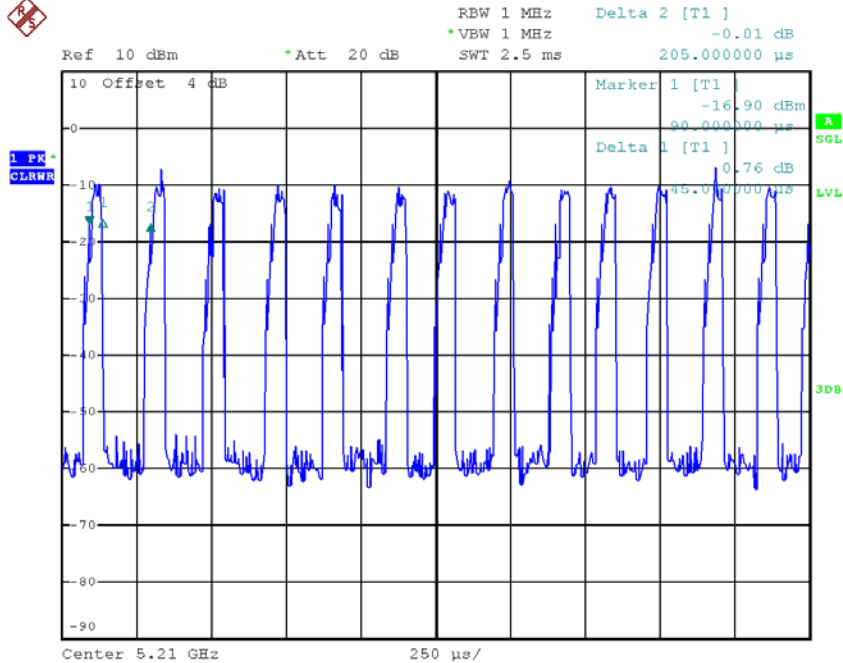
T_{ON} : 0.05 msec

T_{Total} : 0.20 msec

Duty cycle: 25.00%

Duty Factor = $10 \log(1/Duty \ cycle)$

Duty Factor = 6.02



Date: 20.AUG.2017 17:11:08

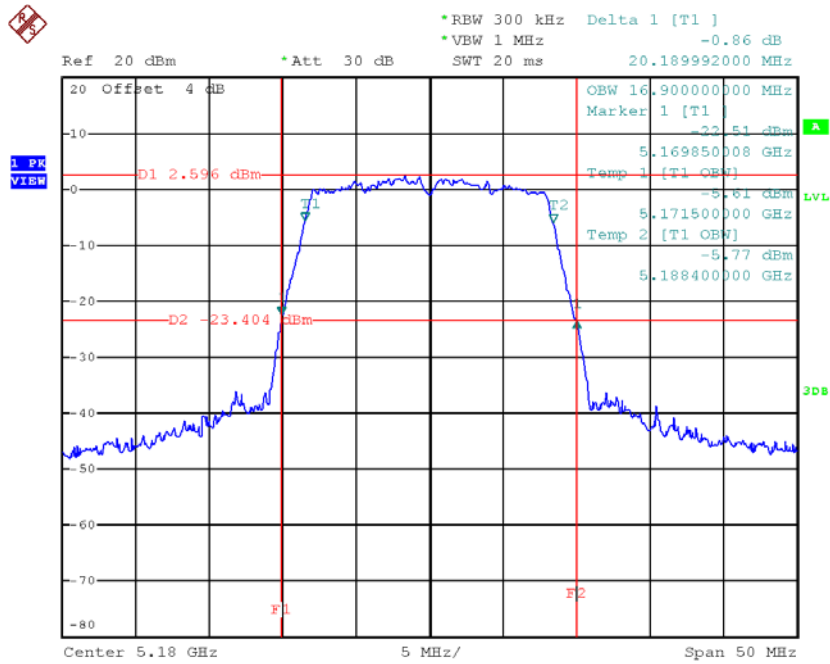
Note: The EUT was programmed to be in countinously transmitting mode and the transmit duty cycle is not less than 98 %, so, the output power and power density should be cacluated as Output Power = Measured power + Ducusy factor
 Power Spectral Density = Measured density + Duty factor

APPENDIX E - BANDWIDTH

Test Mode: UNII-1/TX A Mode_CH36/CH40/CH48

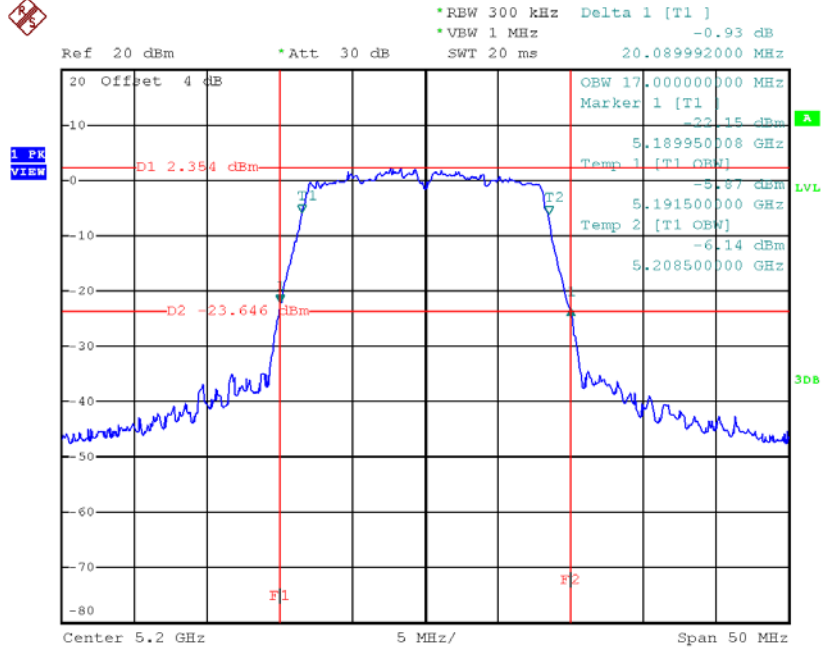
Channel	Frequency (MHz)	26dB Bandwidth (MHz)	99% Occupied Bandwidth (MHz)
CH36	5180	20.19	16.90
CH40	5200	20.09	17.00
CH48	5240	20.15	16.90

TX CH36



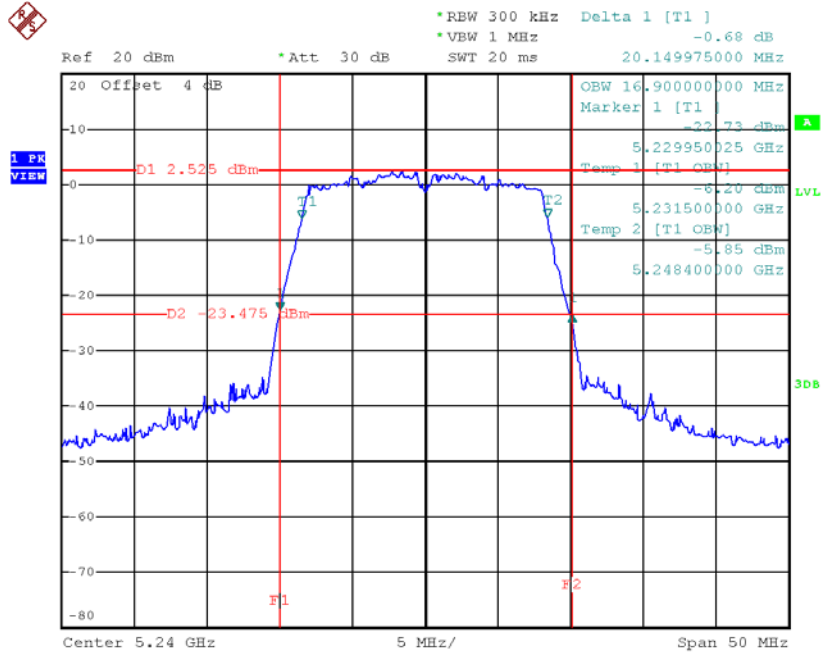
Date: 20.AUG.2017 17:12:52

TX CH40



Date: 20.AUG.2017 17:13:41

TX CH48

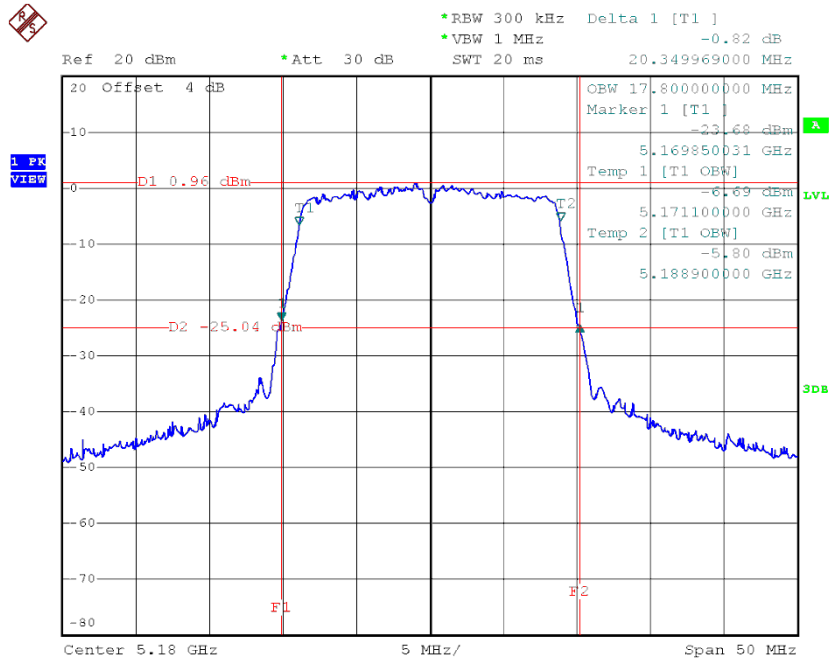


Date: 20.AUG.2017 17:14:49

Test Mode: UNII-1/TX N20 Mode_CH36/CH40/CH48

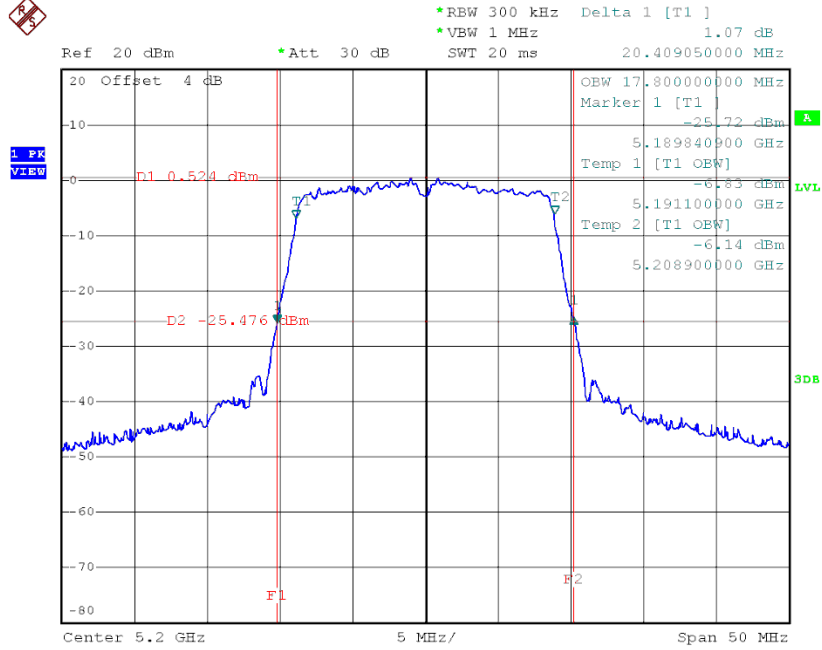
Channel	Frequency (MHz)	26dB Bandwidth (MHz)	99% Occupied Bandwidth (MHz)
CH36	5180	20.35	17.80
CH40	5200	20.41	17.80
CH48	5240	20.46	17.80

TX CH36



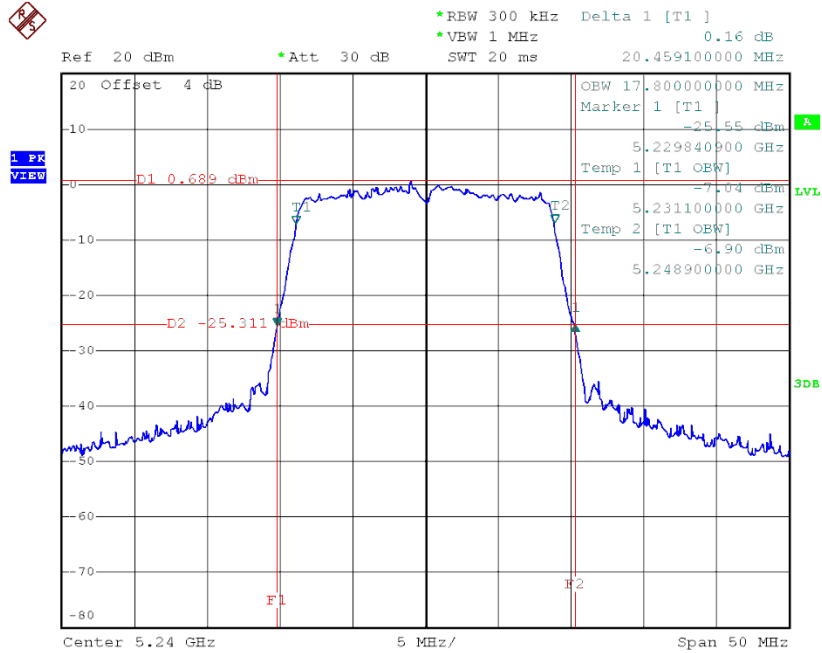
Date: 20.AUG.2017 18:53:56

TX CH40



Date: 20.AUG.2017 18:55:14

TX CH48

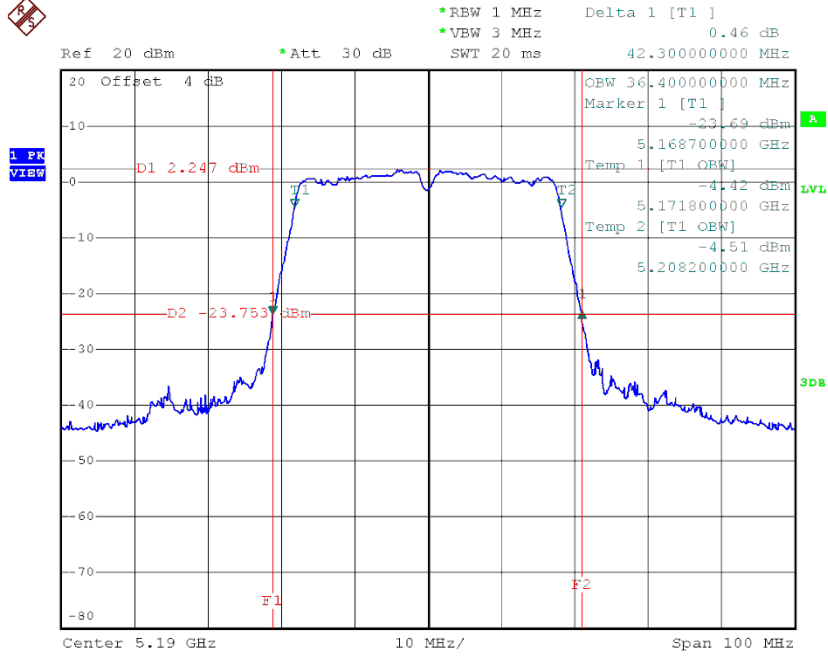


Date: 20.AUG.2017 18:56:28

Test Mode: UNII-1/TX N40 Mode_CH38/CH46

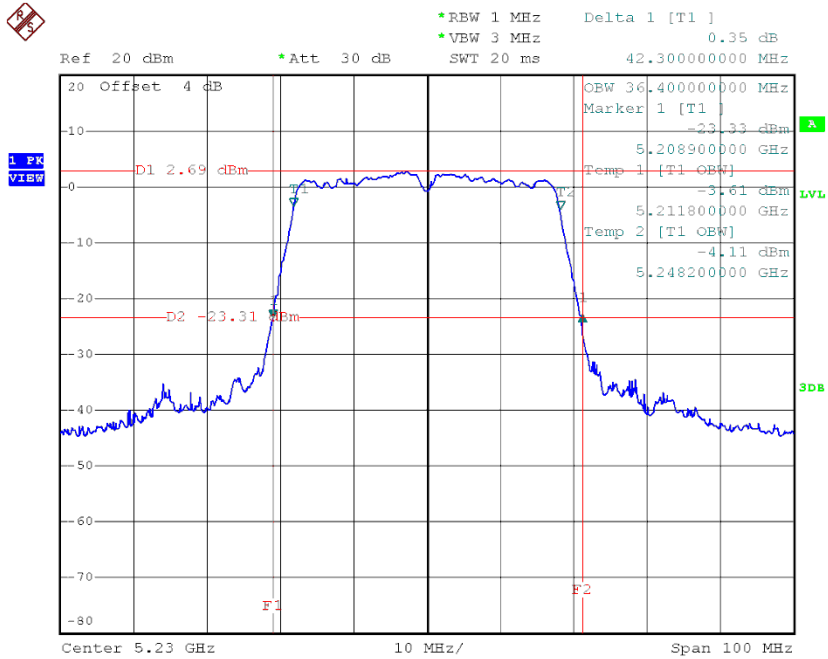
Channel	Frequency (MHz)	26dB Bandwidth (MHz)	99% Occupied Bandwidth (MHz)
CH38	5190	42.30	36.40
CH46	5230	42.30	36.40

TX CH38



Date: 23.AUG.2017 16:32:13

TX CH46

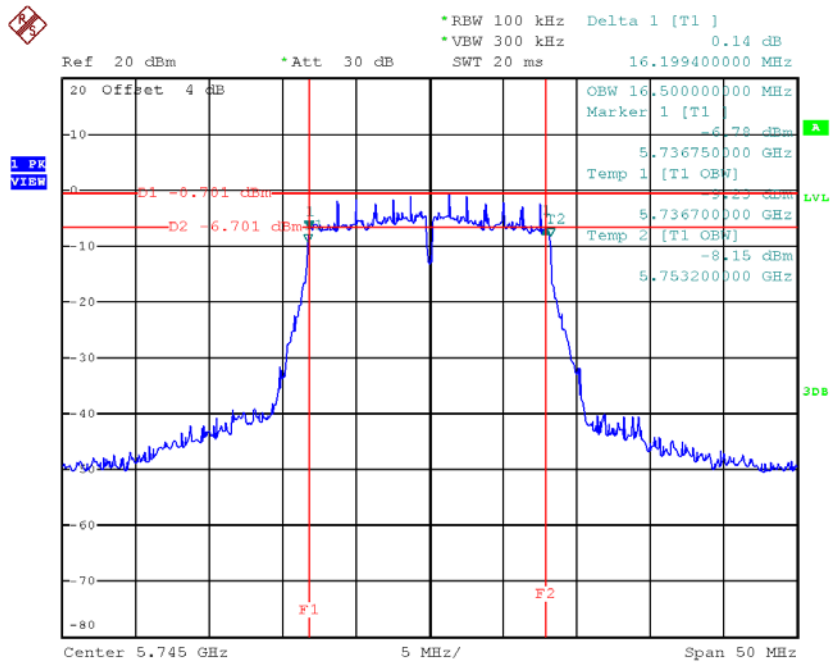


Date: 23.AUG.2017 16:33:19

Test Mode: UNII-3/ TX A Mode_CH149/CH157/CH165

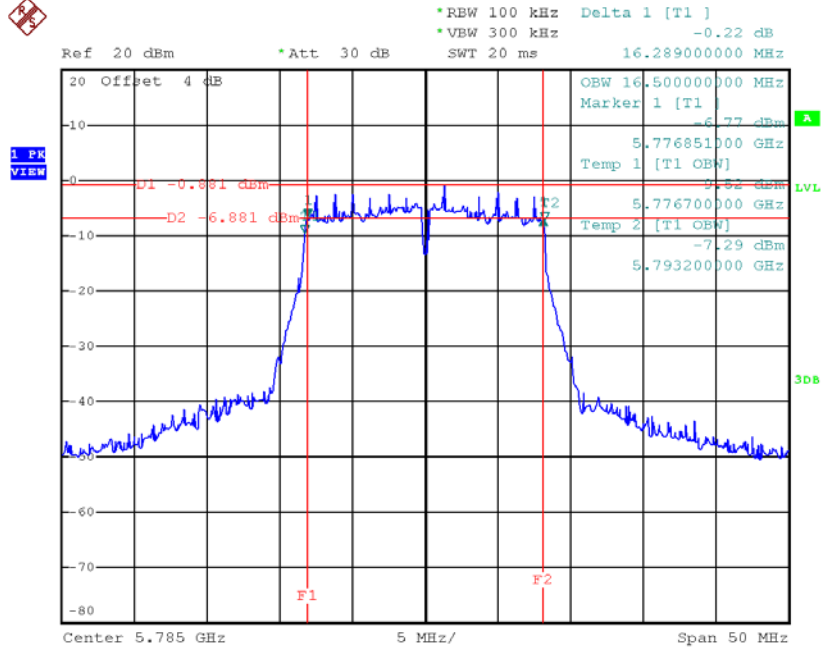
Channel	Frequency (MHz)	6dB Bandwidth (MHz)	99% Occupied Bandwidth (MHz)	Limit (kHz)
CH149	5745	16.20	16.50	>=500
CH157	5785	16.29	16.50	>=500
CH165	5825	16.35	16.50	>=500

TX CH 149



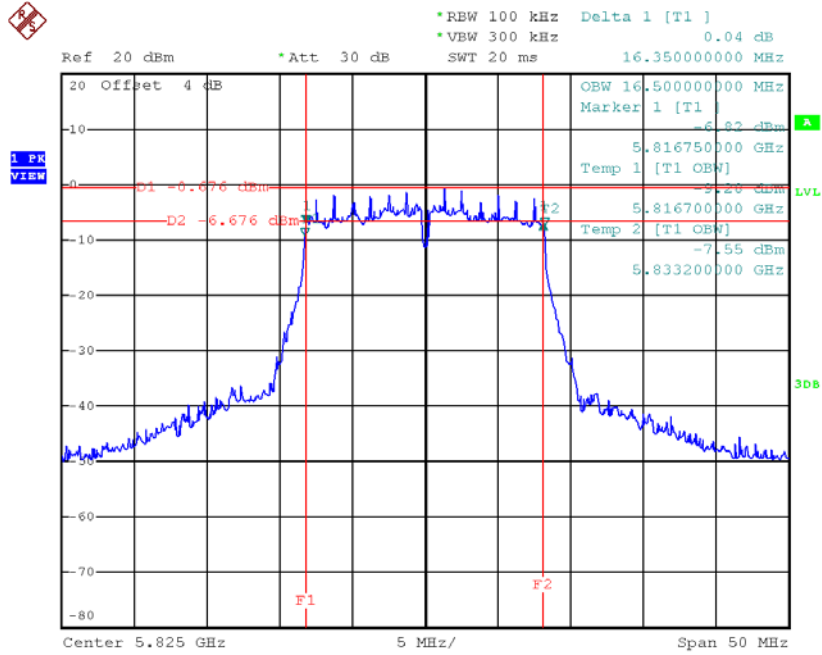
Date: 20.AUG.2017 17:20:24

TX CH 157



Date: 20.AUG.2017 17:21:21

TX CH 165

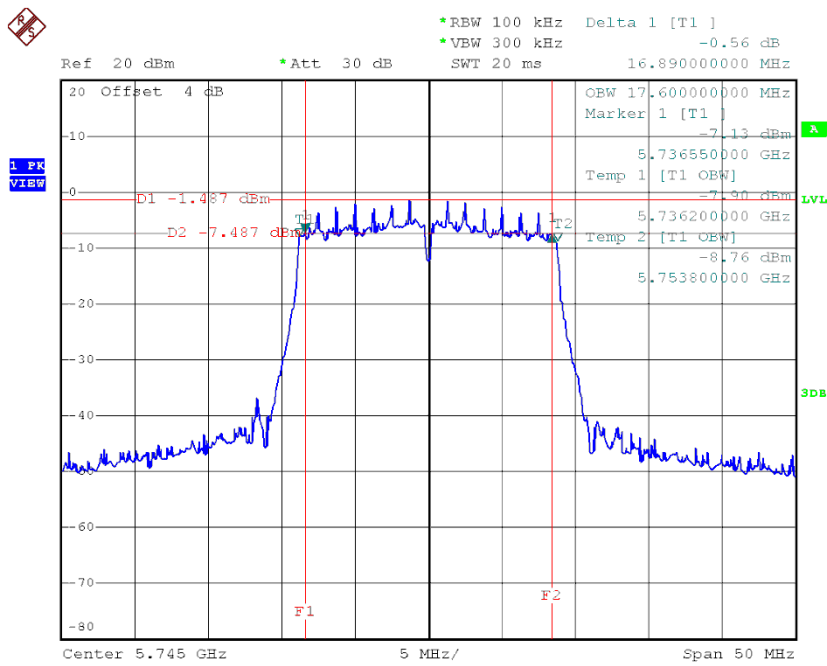


Date: 20.AUG.2017 17:22:04

Test Mode: UNII-3/ TX N20 Mode_CH149/CH157/CH165

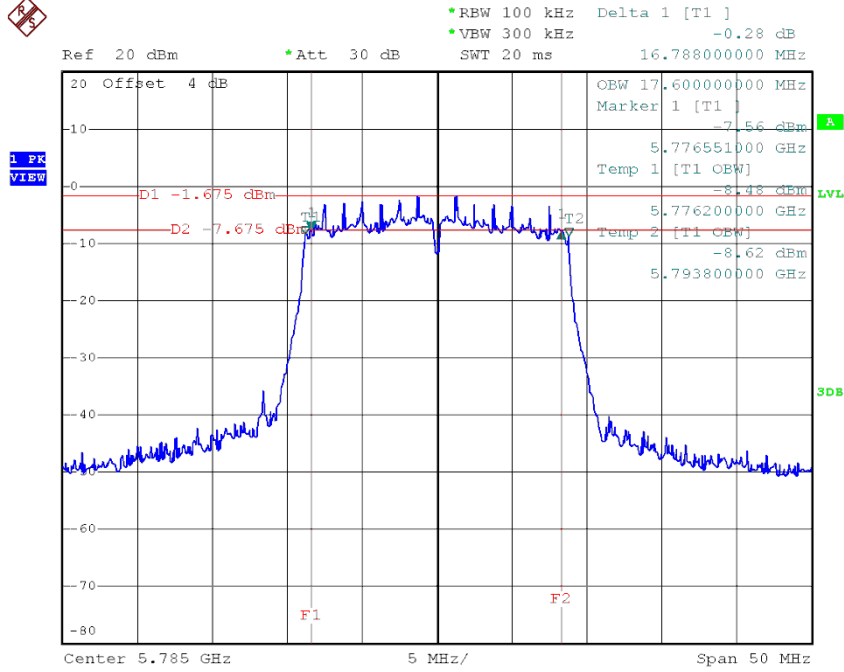
Channel	Frequency (MHz)	6dB Bandwidth (MHz)	99% Occupied Bandwidth (MHz)	Limit (kHz)
CH149	5745	16.89	17.60	>=500
CH157	5785	16.79	17.60	>=500
CH165	5825	16.75	17.60	>=500

TX CH 149



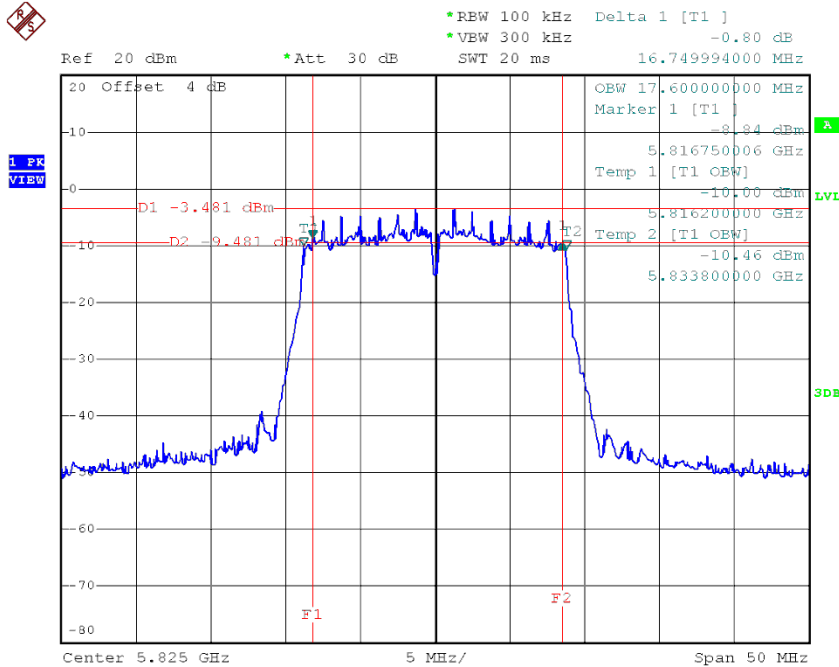
Date: 20.AUG.2017 19:03:24

TX CH 157



Date: 20.AUG.2017 19:05:00

TX CH 165

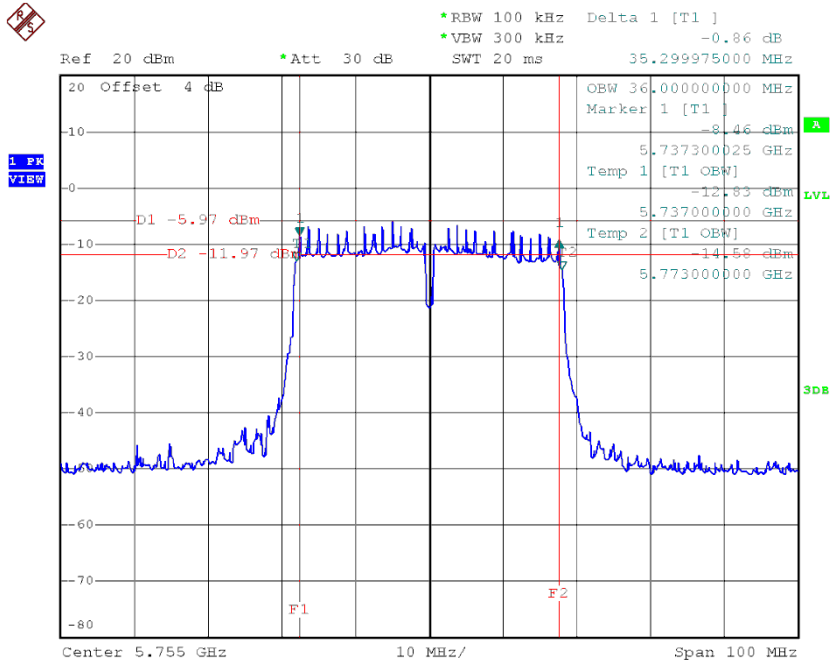


Date: 20.AUG.2017 19:06:55

Test Mode: UNII-3/ TX N40 Mode_CH151/CH159

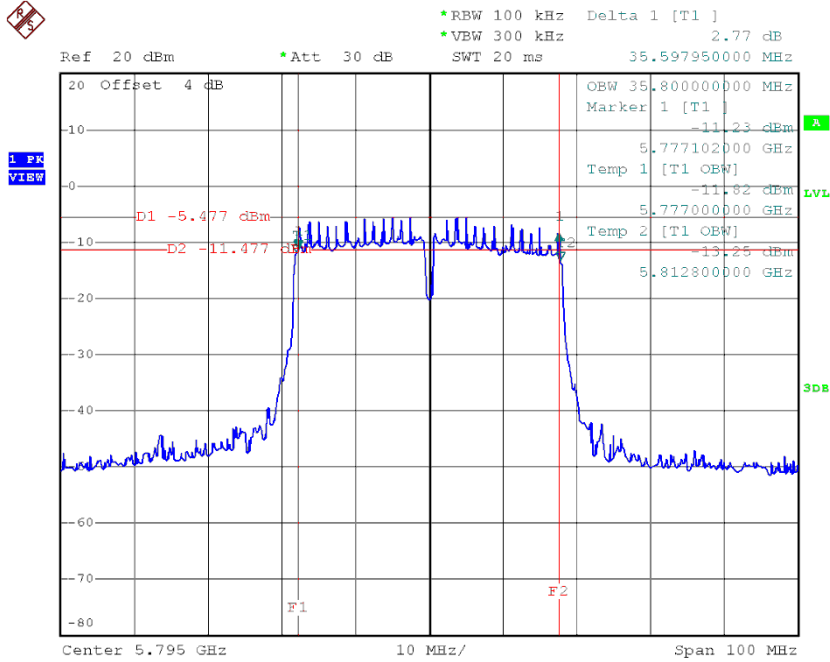
Channel	Frequency (MHz)	6dB Bandwidth (MHz)	99% Occupied Bandwidth (MHz)	Limit (kHz)
CH151	5755	35.30	36.00	>=500
CH159	5795	35.60	35.80	>=500

TX CH 151



Date: 23.AUG.2017 16:41:09

TX CH 159

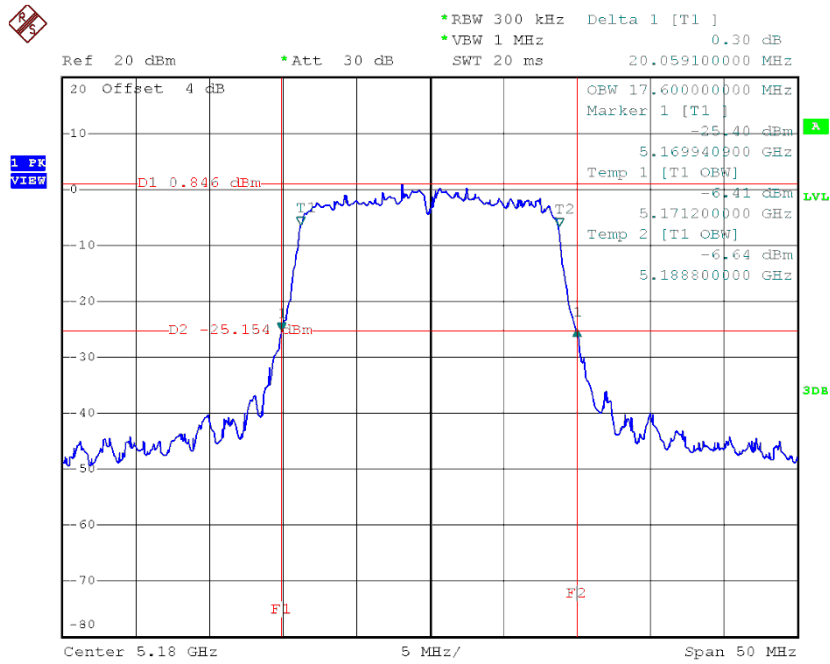


Date: 23.AUG.2017 16:42:52

Test Mode: UNII-1/TX AC20 Mode_CH36/CH40/CH48

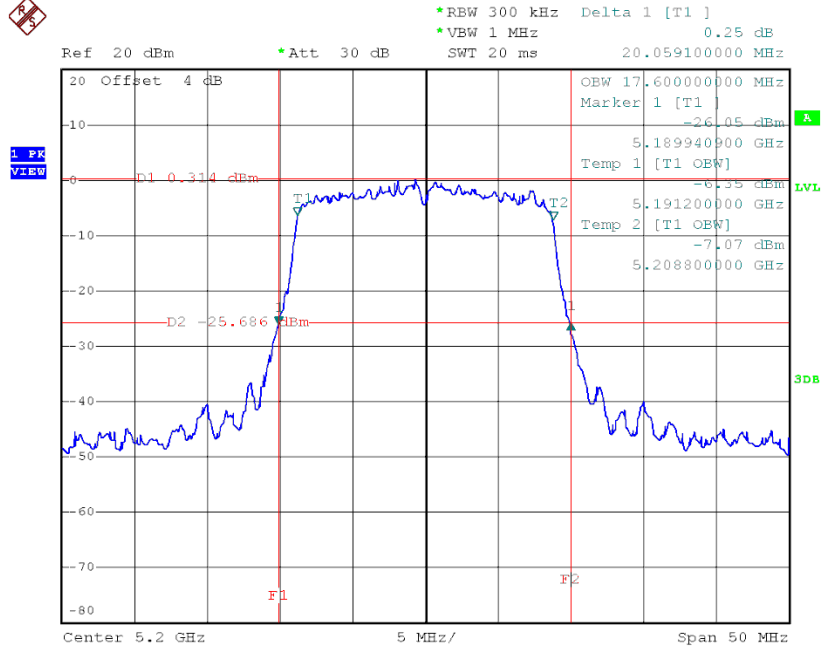
Channel	Frequency (MHz)	26dB Bandwidth (MHz)	99% Occupied Bandwidth (MHz)
CH36	5180	20.06	17.60
CH40	5200	20.06	17.60
CH48	5240	20.20	17.60

TX CH36



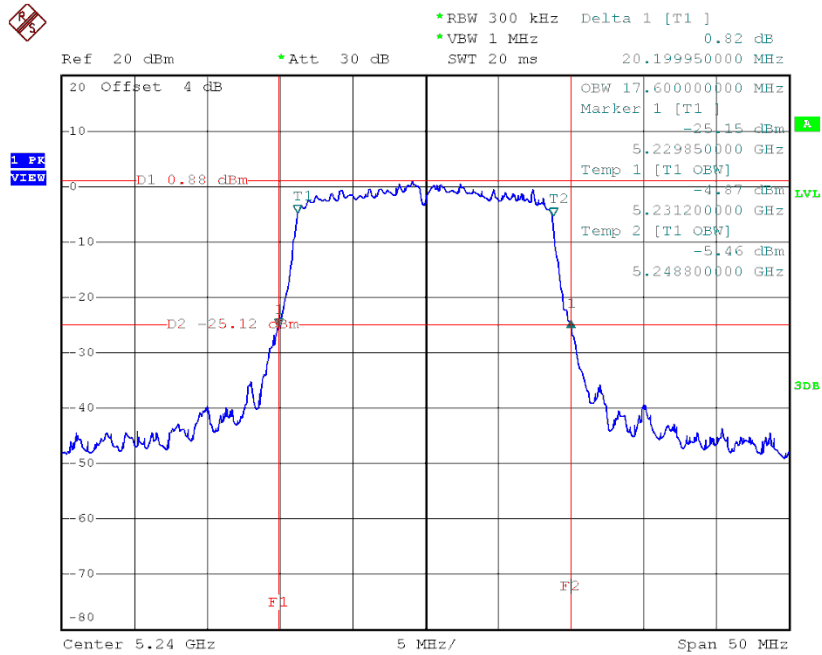
Date: 23.AUG.2017 15:13:57

TX CH40



Date: 23.AUG.2017 15:15:14

TX CH48

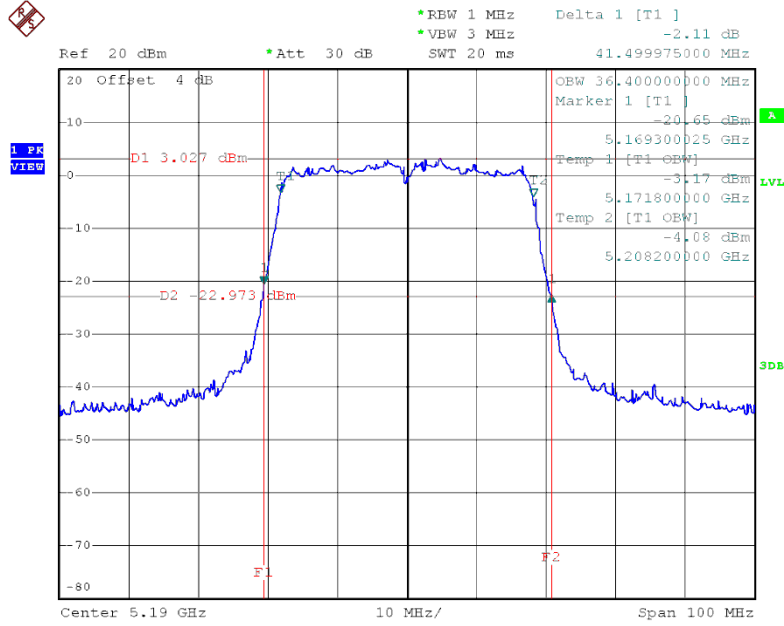


Date: 23.AUG.2017 15:16:19

Test Mode: UNII-1/TX AC40 Mode_CH38/CH46

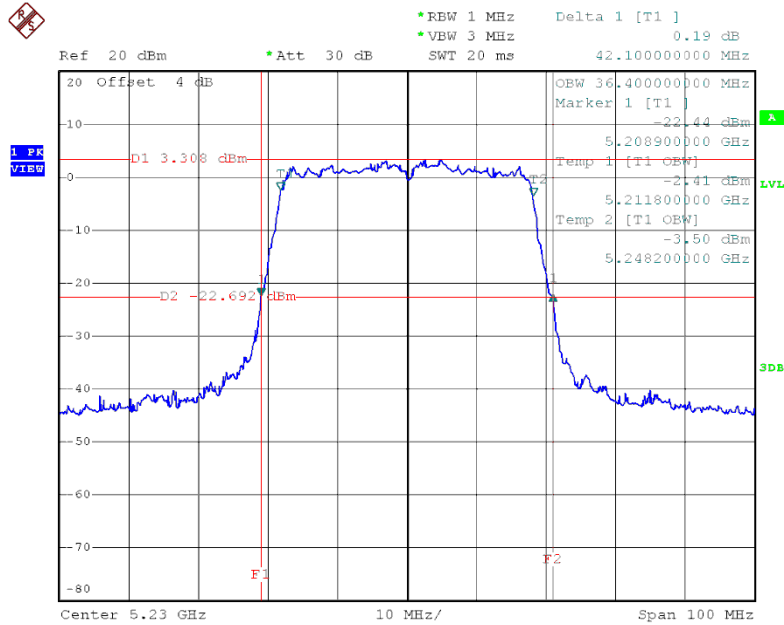
Channel	Frequency (MHz)	26dB Bandwidth (MHz)	99% Occupied Bandwidth (MHz)
CH38	5190	41.50	36.40
CH46	5230	42.10	36.40

TX CH38



Date: 23.AUG.2017 16:46:17

TX CH46

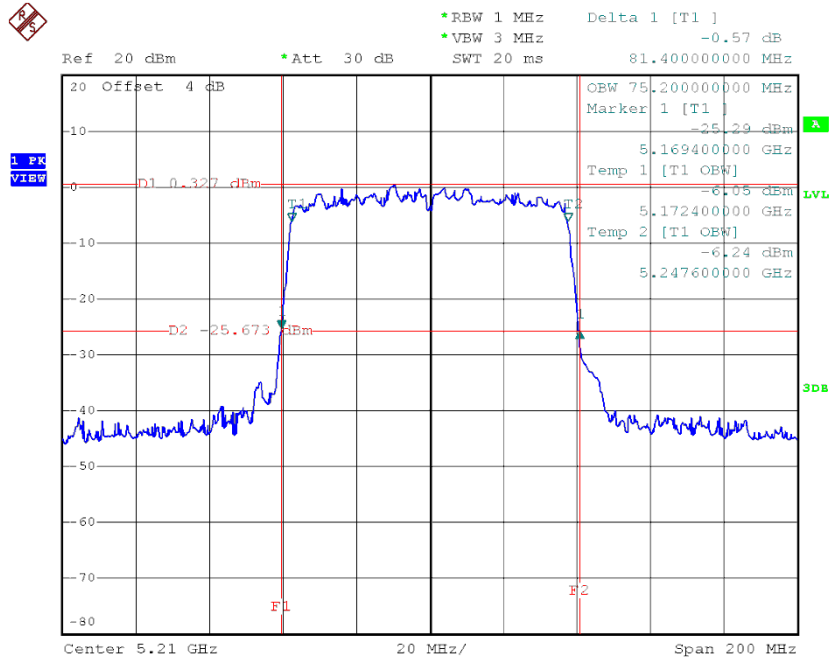


Date: 23.AUG.2017 16:56:51

Test Mode: UNII-1/TX AC80 Mode_CH42

Channel	Frequency (MHz)	26dB Bandwidth (MHz)	99% Occupied Bandwidth (MHz)
CH42	5210	81.40	75.20

TX CH42

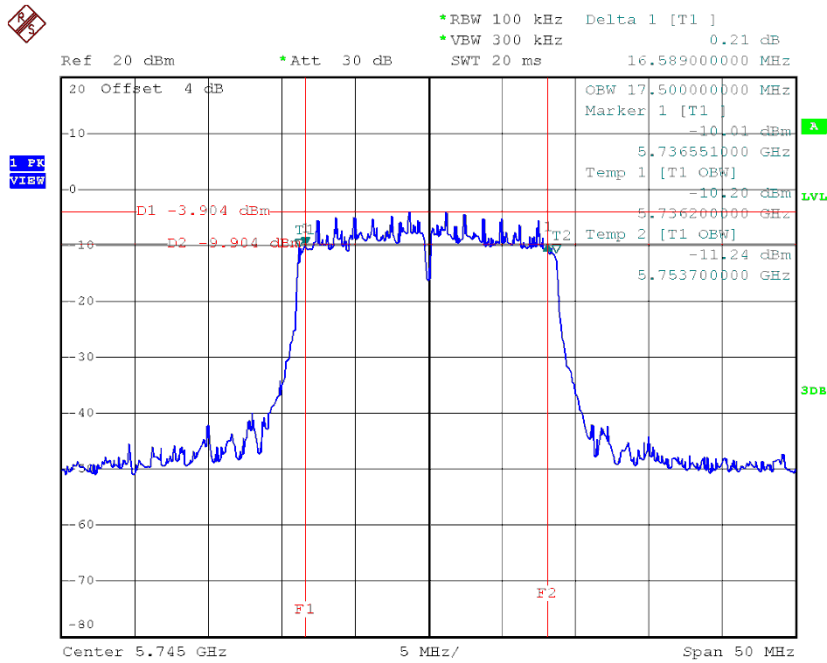


Date: 23.AUG.2017 18:00:14

Test Mode: UNII-3/ TX AC20 Mode_CH149/CH157/CH165

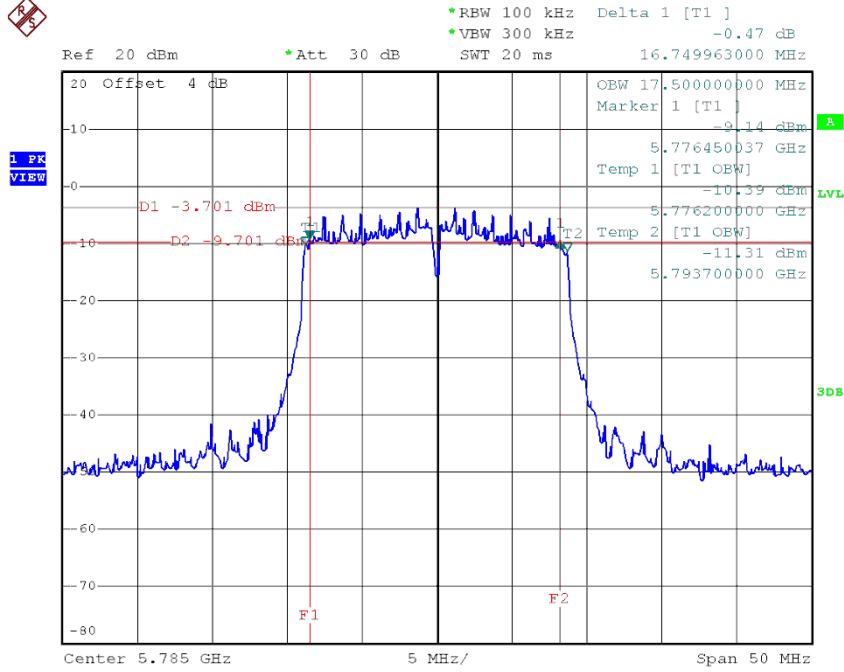
Channel	Frequency (MHz)	6dB Bandwidth (MHz)	99% Occupied Bandwidth (MHz)	Limit (kHz)
CH149	5745	16.59	17.50	>=500
CH157	5785	16.75	17.50	>=500
CH165	5825	16.65	17.50	>=500

TX CH 149



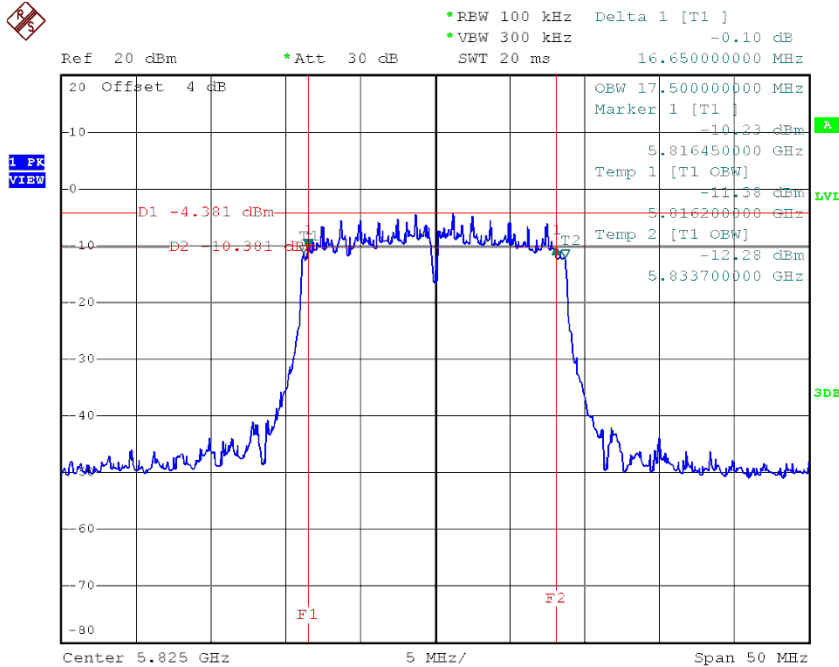
Date: 23.AUG.2017 15:31:28

TX CH 157



Date: 23.AUG.2017 15:32:48

TX CH 165

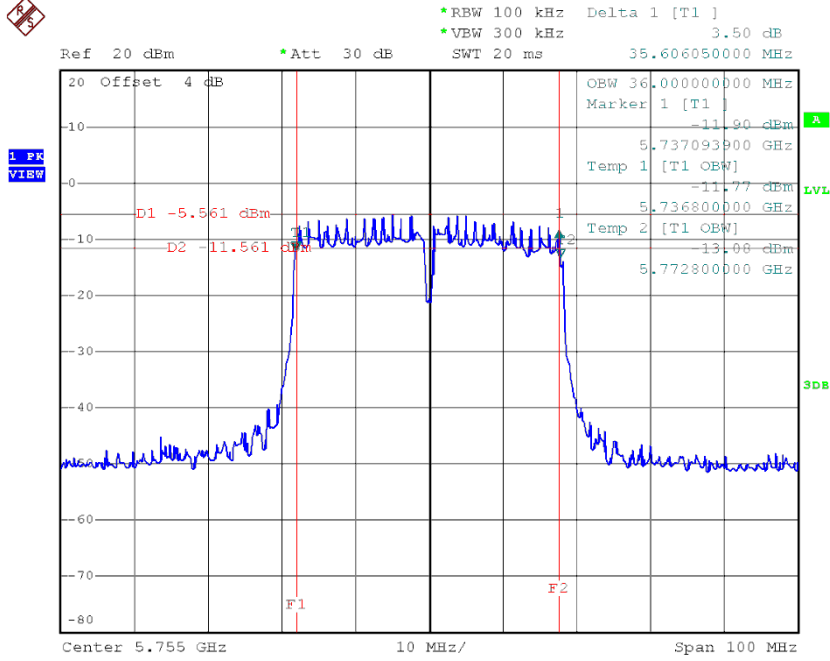


Date: 23.AUG.2017 15:35:18

Test Mode: UNII-3/ TX AC40 Mode_CH151/CH159

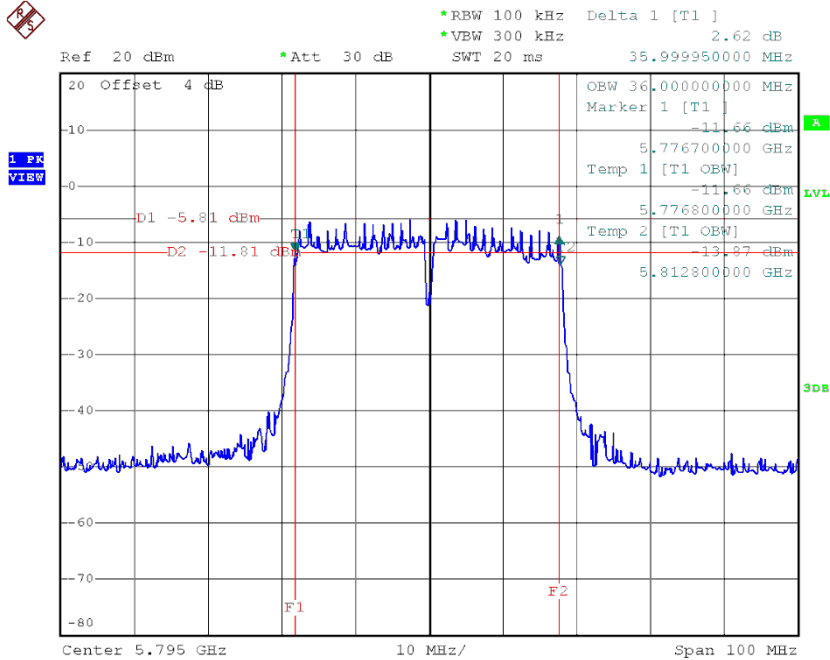
Channel	Frequency (MHz)	6dB Bandwidth (MHz)	99% Occupied Bandwidth (MHz)	Limit (kHz)
CH151	5755	35.61	36.00	>=500
CH159	5795	36.00	36.00	>=500

TX CH 151



Date: 23.AUG.2017 17:26:45

TX CH 159

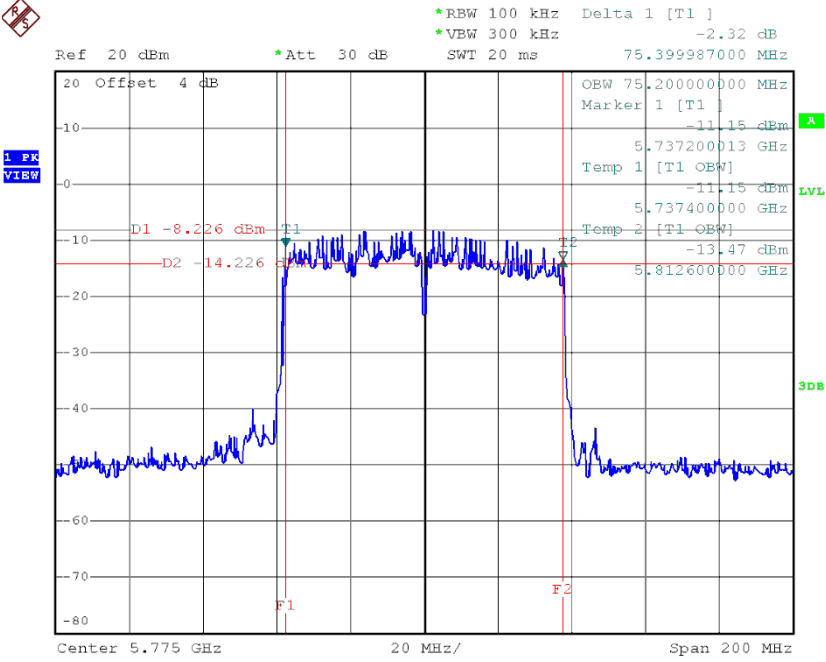


Date: 23.AUG.2017 17:28:00

Test Mode: UNII-3/ TX AC80 Mode_CH155

Channel	Frequency (MHz)	6dB Bandwidth (MHz)	99% Occupied Bandwidth (MHz)	Limit (kHz)
CH155	5775	75.40	75.20	>=500

TX CH 155



Date: 23.AUG.2017 18:05:07

APPENDIX F - MAXIMUM OUTPUT POWER

Test Mode: UNII-1/TX A Mode_ANT 1

Channel	Frequency (MHz)	Output Power (dBm)	Duty Factor	Output Power + Duty Factor (dBm)	Limit (dBm)	Limit (Watt)
CH36	5180	14.12	0.35	14.47	24.00	0.25
CH40	5200	14.66	0.35	15.01	24.00	0.25
CH48	5240	12.44	0.35	12.79	24.00	0.25

Test Mode: UNII-1/TX A Mode_ANT 2

Channel	Frequency (MHz)	Output Power (dBm)	Duty Factor	Output Power + Duty Factor (dBm)	Limit (dBm)	Limit (Watt)
CH36	5180	13.65	0.35	14.00	24.00	0.25
CH40	5200	14.46	0.35	14.81	24.00	0.25
CH48	5240	12.16	0.35	12.51	24.00	0.25

Test Mode: UNII-1/TX A Mode_Total

Channel	Frequency (MHz)	Output Power (dBm)	Limit (dBm)	Limit (Watt)
CH36	5180	17.25	24.00	0.25
CH40	5200	17.92	24.00	0.25
CH48	5240	15.66	24.00	0.25

Test Mode: UNII-1/TX N20 Mode_ANT 1

Channel	Frequency (MHz)	Output Power (dBm)	Duty Factor	Output Power + Duty Factor (dBm)	Limit (dBm)	Limit (Watt)
CH36	5180	11.86	0.64	12.50	24.00	0.25
CH40	5200	11.65	0.64	12.29	24.00	0.25
CH48	5240	11.93	0.64	12.57	24.00	0.25

Test Mode: UNII-1/TX N20 Mode_ANT 2

Channel	Frequency (MHz)	Output Power (dBm)	Duty Factor	Output Power + Duty Factor (dBm)	Limit (dBm)	Limit (Watt)
CH36	5180	11.81	0.64	12.45	24.00	0.25
CH40	5200	12.04	0.64	12.68	24.00	0.25
CH48	5240	11.78	0.64	12.42	24.00	0.25

Test Mode: UNII-1/TX N20 Mode_Total

Channel	Frequency (MHz)	Output Power (dBm)	Limit (dBm)	Limit (Watt)
CH36	5180	15.49	24.00	0.25
CH40	5200	15.50	24.00	0.25
CH48	5240	15.51	24.00	0.25

Test Mode: UNII-1/TX N40 Mode_ANT 1

Channel	Frequency (MHz)	Output Power (dBm)	Duty Factor	Output Power + Duty Factor (dBm)	Limit (dBm)	Limit (Watt)
CH38	5190	10.48	1.58	12.06	24.00	0.25
CH46	5230	10.34	1.58	11.92	24.00	0.25

Test Mode: UNII-1/TX N40 Mode_ANT 2

Channel	Frequency (MHz)	Output Power (dBm)	Duty Factor	Output Power + Duty Factor (dBm)	Limit (dBm)	Limit (Watt)
CH38	5190	10.76	1.58	12.34	24.00	0.25
CH46	5230	10.94	1.58	12.52	24.00	0.25

Test Mode: UNII-1/TX N40 Mode _Total

Channel	Frequency (MHz)	Output Power (dBm)	Limit (dBm)	Limit (Watt)
CH38	5190	15.21	24.00	0.25
CH46	5230	15.24	24.00	0.25

Test Mode: UNII-3/ TX A Mode_ANT 1

Channel	Frequency (MHz)	Output Power (dBm)	Duty Factor	Output Power + Duty Factor (dBm)	Limit (dBm)	Limit (Watt)
CH149	5745	14.65	0.35	15.00	30.00	1.00
CH157	5785	14.66	0.35	15.01	30.00	1.00
CH165	5825	14.48	0.35	14.83	30.00	1.00

Test Mode: UNII-3/ TX A Mode_ANT 2

Channel	Frequency (MHz)	Output Power (dBm)	Duty Factor	Output Power + Duty Factor (dBm)	Limit (dBm)	Limit (Watt)
CH149	5745	14.39	0.35	14.74	30.00	1.00
CH157	5785	14.26	0.35	14.61	30.00	1.00
CH165	5825	14.35	0.35	14.70	30.00	1.00

Test Mode: UNII-3/ TX A Mode_Total

Channel	Frequency (MHz)	Output Power (dBm)	Limit (dBm)	Limit (Watt)
CH149	5745	17.88	30.00	1.00
CH157	5785	17.82	30.00	1.00
CH165	5825	17.78	30.00	1.00

Test Mode: UNII-3/TX N20 Mode_ANT 1

Channel	Frequency (MHz)	Output Power (dBm)	Duty Factor	Output Power + Duty Factor (dBm)	Limit (dBm)	Limit (Watt)
CH149	5745	12.13	0.64	12.77	30.00	1.00
CH157	5785	12.05	0.64	12.69	30.00	1.00
CH165	5825	11.76	0.64	12.40	30.00	1.00

Test Mode: UNII-3/TX N20 Mode_ANT 2

Channel	Frequency (MHz)	Output Power (dBm)	Duty Factor	Output Power + Duty Factor (dBm)	Limit (dBm)	Limit (Watt)
CH149	5745	11.79	0.64	12.43	30.00	1.00
CH157	5785	11.85	0.64	12.49	30.00	1.00
CH165	5825	12.01	0.64	12.65	30.00	1.00

Test Mode: UNII-3/TX N20 Mode_Total

Channel	Frequency (MHz)	Output Power (dBm)	Limit (dBm)	Limit (Watt)
CH149	5745	15.61	30.00	1.00
CH157	5785	15.60	30.00	1.00
CH165	5825	15.54	30.00	1.00

Test Mode: UNII-3/ TX N40 Mode_ANT 1

Channel	Frequency (MHz)	Output Power (dBm)	Duty Factor	Output Power + Duty Factor (dBm)	Limit (dBm)	Limit (Watt)
CH151	5755	10.56	1.58	12.14	30.00	1.00
CH159	5795	10.29	1.58	11.87	30.00	1.00

Test Mode: UNII-3/ TX N40 Mode_ANT 2

Channel	Frequency (MHz)	Output Power (dBm)	Duty Factor	Output Power + Duty Factor (dBm)	Limit (dBm)	Limit (Watt)
CH151	5755	10.78	1.58	12.36	30.00	1.00
CH159	5795	10.58	1.58	12.16	30.00	1.00

Test Mode: UNII-3/ TX N40 Mode_Total

Channel	Frequency (MHz)	Output Power (dBm)	Limit (dBm)	Limit (Watt)
CH151	5755	15.26	30.00	1.00
CH159	5795	15.03	30.00	1.00

Test Mode: UNII-1/TX AC20 Mode_ANT 1

Channel	Frequency (MHz)	Output Power (dBm)	Duty Factor	Output Power + Duty Factor (dBm)	Limit (dBm)	Limit (Watt)
CH36	5180	7.53	3.01	10.54	24.00	0.25
CH40	5200	7.37	3.01	10.38	24.00	0.25
CH48	5240	7.34	3.01	10.35	24.00	0.25

Test Mode: UNII-1/TX AC20 Mode_ANT 2

Channel	Frequency (MHz)	Output Power (dBm)	Duty Factor	Output Power + Duty Factor (dBm)	Limit (dBm)	Limit (Watt)
CH36	5180	7.39	3.01	10.40	24.00	0.25
CH40	5200	7.53	3.01	10.54	24.00	0.25
CH48	5240	7.75	3.01	10.76	24.00	0.25

Test Mode: UNII-1/TX AC20 Mode_Total

Channel	Frequency (MHz)	Output Power (dBm)	Limit (dBm)	Limit (Watt)
CH36	5180	13.48	24.00	0.25
CH40	5200	13.47	24.00	0.25
CH48	5240	13.57	24.00	0.25

Test Mode: UNII-1/TX AC40 Mode_ANT 1

Channel	Frequency (MHz)	Output Power (dBm)	Duty Factor	Output Power + Duty Factor (dBm)	Limit (dBm)	Limit (Watt)
CH38	5190	6.96	5.64	12.60	24.00	0.25
CH46	5230	7.03	5.64	12.67	24.00	0.25

Test Mode: UNII-1/TX AC40 Mode_ANT 2

Channel	Frequency (MHz)	Output Power (dBm)	Duty Factor	Output Power + Duty Factor (dBm)	Limit (dBm)	Limit (Watt)
CH38	5190	6.73	5.64	12.37	24.00	0.25
CH46	5230	6.94	5.64	12.58	24.00	0.25

Test Mode: UNII-1/TX AC40 Mode_Total

Channel	Frequency (MHz)	Output Power (dBm)	Limit (dBm)	Limit (Watt)
CH38	5190	15.50	24.00	0.25
CH46	5230	15.64	24.00	0.25

Test Mode: UNII-1/TX AC80 Mode_ANT 1

Channel	Frequency (MHz)	Output Power (dBm)	Duty Factor	Output Power + Duty Factor (dBm)	Limit (dBm)	Limit (Watt)
CH42	5210	6.75	6.02	12.77	24.00	0.25

Test Mode: UNII-1/TX AC80 Mode_ANT 2

Channel	Frequency (MHz)	Output Power (dBm)	Duty Factor	Output Power + Duty Factor (dBm)	Limit (dBm)	Limit (Watt)
CH42	5210	6.63	6.02	12.65	24.00	0.25

Test Mode: UNII-1/TX AC80 Mode_Total

Channel	Frequency (MHz)	Output Power (dBm)	Limit (dBm)	Limit (Watt)
CH42	5210	15.72	24.00	0.25

Test Mode: UNII-3/TX AC20 Mode_ANT 1

Channel	Frequency (MHz)	Output Power (dBm)	Duty Factor	Output Power + Duty Factor (dBm)	Limit (dBm)	Limit (Watt)
CH149	5745	7.36	3.01	10.37	30.00	1.00
CH157	5785	7.39	3.01	10.40	30.00	1.00
CH165	5825	7.41	3.01	10.42	30.00	1.00

Test Mode: UNII-3/TX AC20 Mode_ANT 2

Channel	Frequency (MHz)	Output Power (dBm)	Duty Factor	Output Power + Duty Factor (dBm)	Limit (dBm)	Limit (Watt)
CH149	5745	7.76	3.01	10.77	30.00	1.00
CH157	5785	7.86	3.01	10.87	30.00	1.00
CH165	5825	7.74	3.01	10.75	30.00	1.00

Test Mode: UNII-3/TX AC20 Mode_Total

Channel	Frequency (MHz)	Output Power (dBm)	Limit (dBm)	Limit (Watt)
CH149	5745	13.58	30.00	1.00
CH157	5785	13.65	30.00	1.00
CH165	5825	13.60	30.00	1.00

Test Mode: UNII-3/TX AC40 Mode_ANT 1

Channel	Frequency (MHz)	Output Power (dBm)	Duty Factor	Output Power + Duty Factor (dBm)	Limit (dBm)	Limit (Watt)
CH151	5755	6.86	5.64	12.50	30.00	1.00
CH159	5795	7.05	5.64	12.69	30.00	1.00

Test Mode: UNII-3/TX AC40 Mode_ANT 2

Channel	Frequency (MHz)	Output Power (dBm)	Duty Factor	Output Power + Duty Factor (dBm)	Limit (dBm)	Limit (Watt)
CH151	5755	7.06	5.64	12.70	30.00	1.00
CH159	5795	6.85	5.64	12.49	30.00	1.00

Test Mode: UNII-3/TX AC40 Mode_Total

Channel	Frequency (MHz)	Output Power (dBm)	Limit (dBm)	Limit (Watt)
CH151	5755	15.61	30.00	1.00
CH159	5795	15.60	30.00	1.00

Test Mode: UNII-3/TX AC80 Mode_ANT 1

Channel	Frequency (MHz)	Output Power (dBm)	Duty Factor	Output Power + Duty Factor (dBm)	Limit (dBm)	Limit (Watt)
CH155	5775	6.86	6.02	12.88	30.00	1.00

Test Mode: UNII-3/TX AC80 Mode_ANT 2

Channel	Frequency (MHz)	Output Power (dBm)	Duty Factor	Output Power + Duty Factor (dBm)	Limit (dBm)	Limit (Watt)
CH155	5775	6.49	6.02	12.51	30.00	1.00

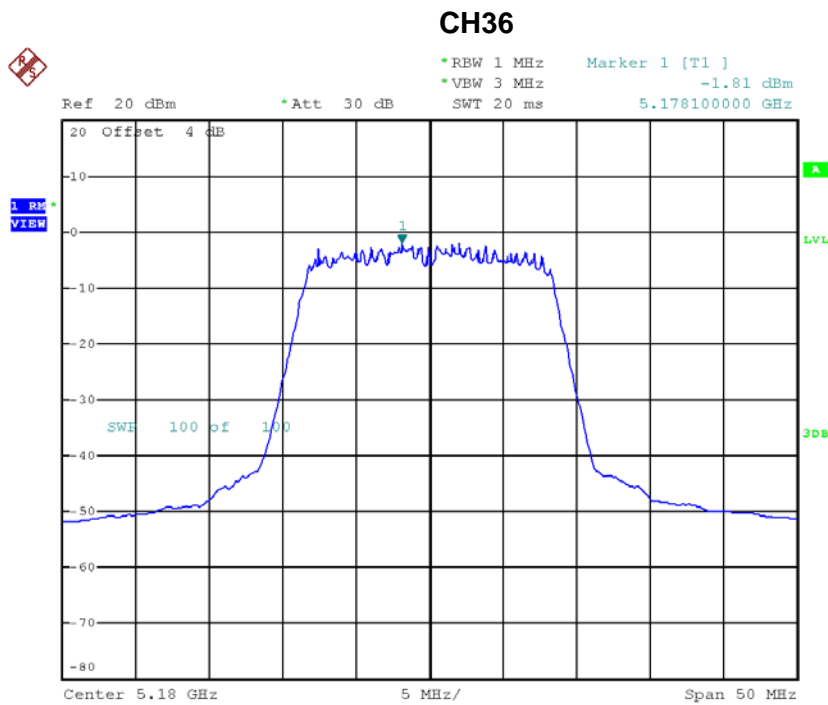
Test Mode: UNII-3/TX AC80 Mode_Total

Channel	Frequency (MHz)	Output Power (dBm)	Limit (dBm)	Limit (Watt)
CH155	5775	15.71	30.00	1.00

APPENDIX G - POWER SPECTRAL DENSITY

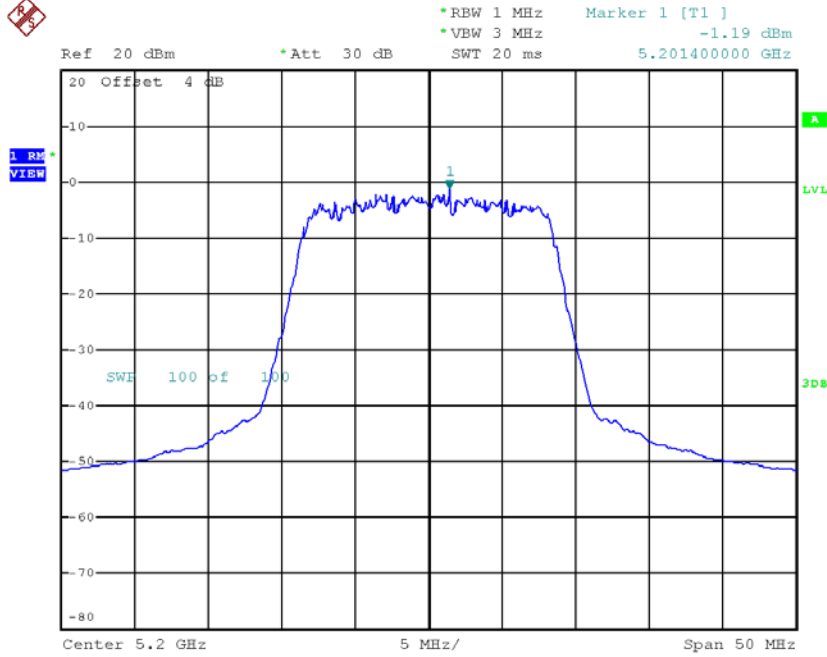
Test Mode: UNII-1/ TX A Mode_CH36/CH40/CH48_ANT 1

Channel	Frequency (MHz)	Power Density (dBm/MHz)	Duty Factor	Power Density + Duty Factor (dBm/MHz)	Limit (dBm/MHz)
CH36	5180	-1.81	0.35	-1.46	11.00
CH40	5200	-1.19	0.35	-0.84	11.00
CH48	5240	-1.93	0.35	-1.58	11.00



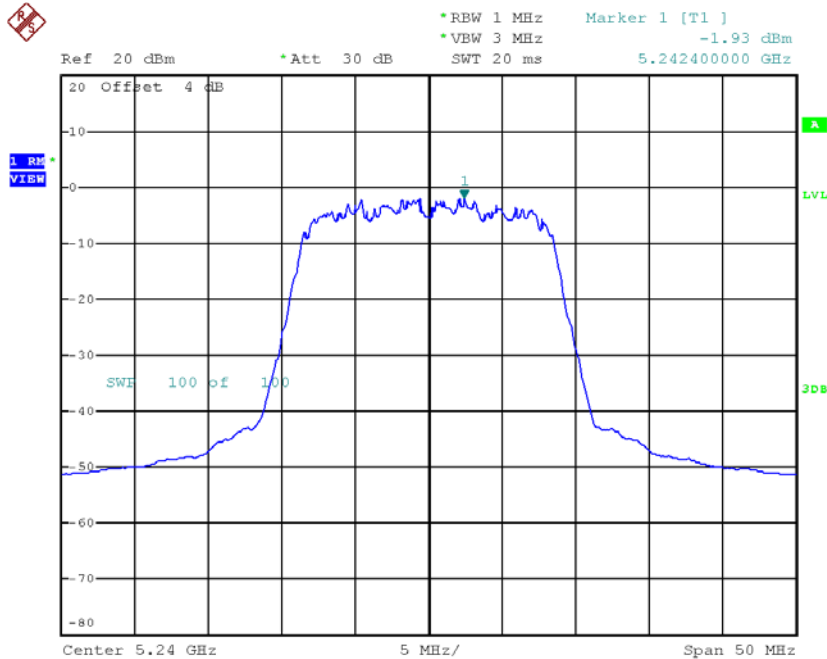
Date: 20.AUG.2017 17:13:01

CH40



Date: 20.AUG.2017 17:13:49

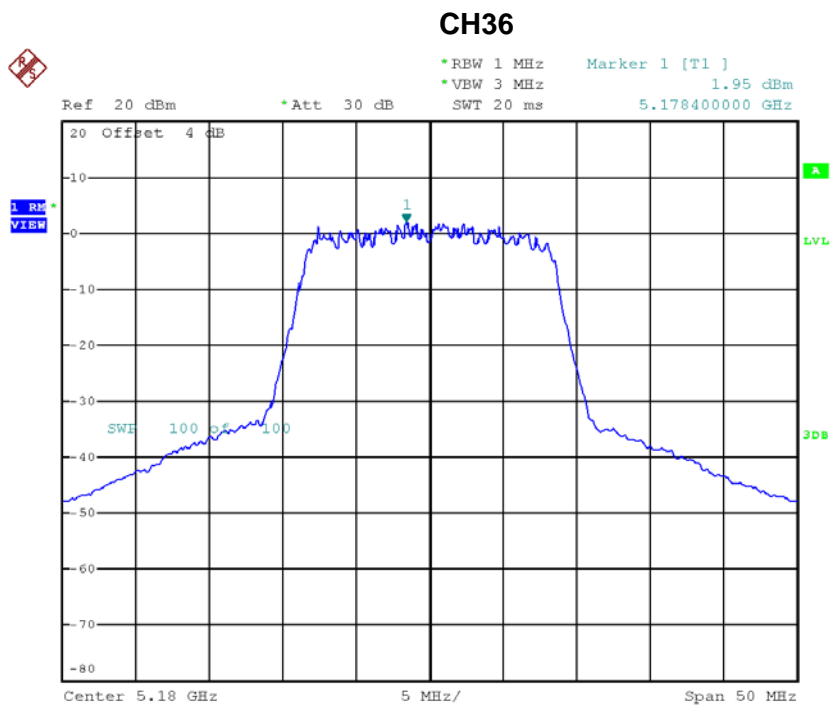
CH48



Date: 20.AUG.2017 17:14:57

Test Mode: UNII-1/ TX A Mode_CH36/CH40/CH48_ANT 2

Channel	Frequency (MHz)	Power Density (dBm/MHz)	Duty Factor	Power Density + Duty Factor (dBm/MHz)	Limit (dBm/MHz)
CH36	5180	1.95	0.35	2.30	11.00
CH40	5200	3.23	0.35	3.58	11.00
CH48	5240	1.85	0.35	2.20	11.00



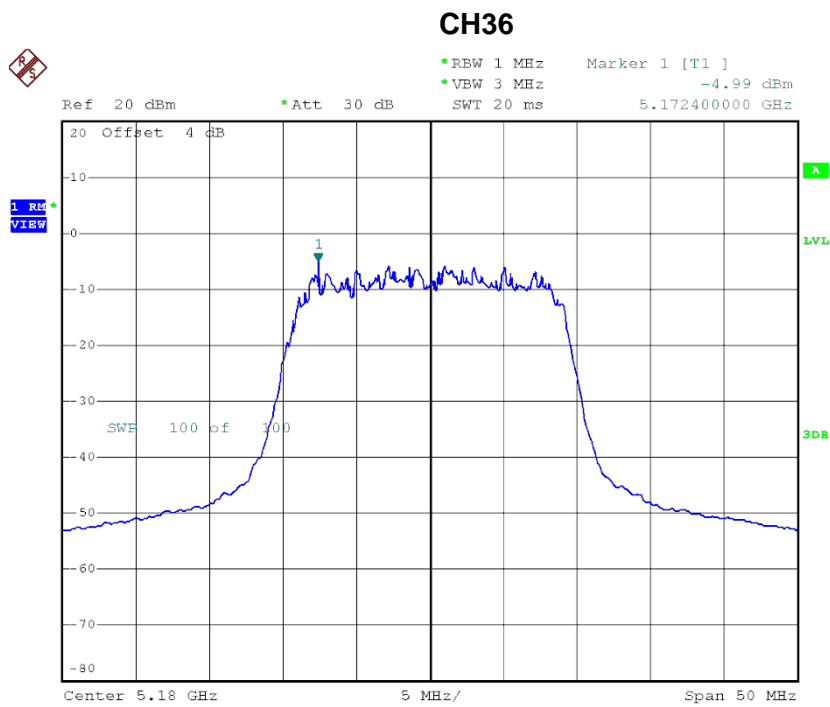
Date: 20.AUG.2017 17:33:30

Test Mode: UNII-1/ TX A Mode_CH36/CH40/CH48_Total

Channel	Frequency (MHz)	Power Density (dBm/MHz)	Limit (dBm/MHz)
CH36	5180	3.83	11.00
CH40	5200	4.92	11.00
CH48	5240	3.72	11.00

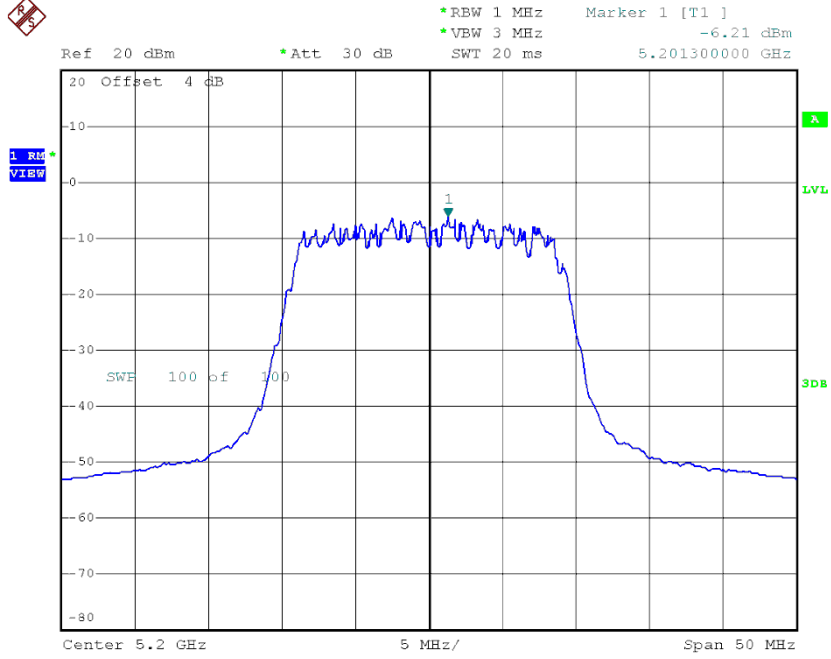
Test Mode: UNII-1/TX N20 Mode_CH36/CH40/CH48_ANT 1

Channel	Frequency (MHz)	Power Density (dBm/MHz)	Duty Factor	Power Density + Duty Factor (dBm/MHz)	Limit (dBm/MHz)
CH36	5180	-4.99	0.64	-4.35	11.00
CH40	5200	-6.21	0.64	-5.57	11.00
CH48	5240	-5.36	0.64	-4.72	11.00



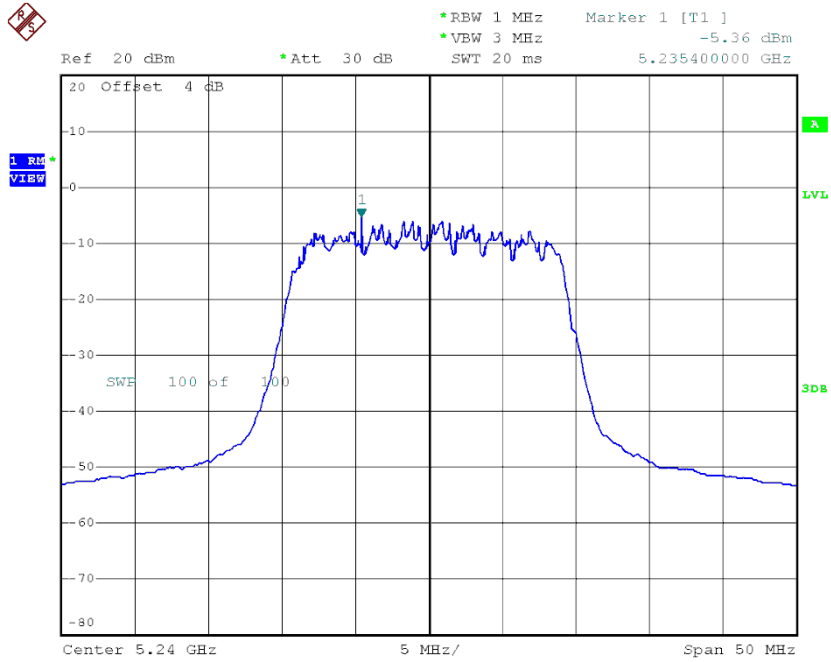
Date: 20.AUG.2017 18:54:05

CH40



Date: 20.AUG.2017 18:55:24

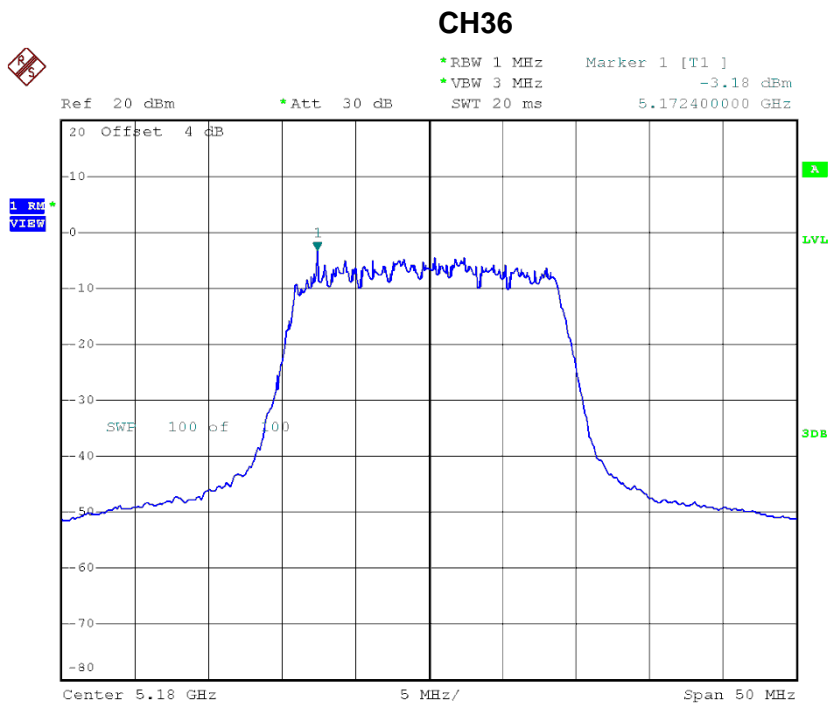
CH48



Date: 20.AUG.2017 18:56:38

Test Mode: UNII-1/TX N20 Mode_CH36/CH40/CH48_ANT 2

Channel	Frequency (MHz)	Power Density (dBm/MHz)	Duty Factor	Power Density + Duty Factor (dBm/MHz)	Limit (dBm/MHz)
CH36	5180	-3.18	0.64	-2.54	11.00
CH40	5200	-3.81	0.64	-3.17	11.00
CH48	5240	-3.09	0.64	-2.45	11.00

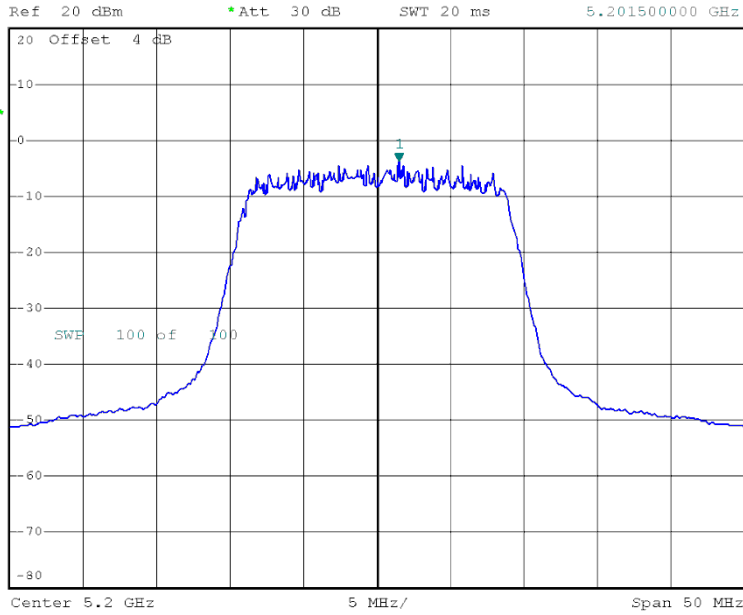


Date: 20.AUG.2017 19:08:46

CH40



*RBW 1 MHz Marker 1 [T1]
*VBW 3 MHz -3.81 dBm
SWT 20 ms 5.201500000 GHz

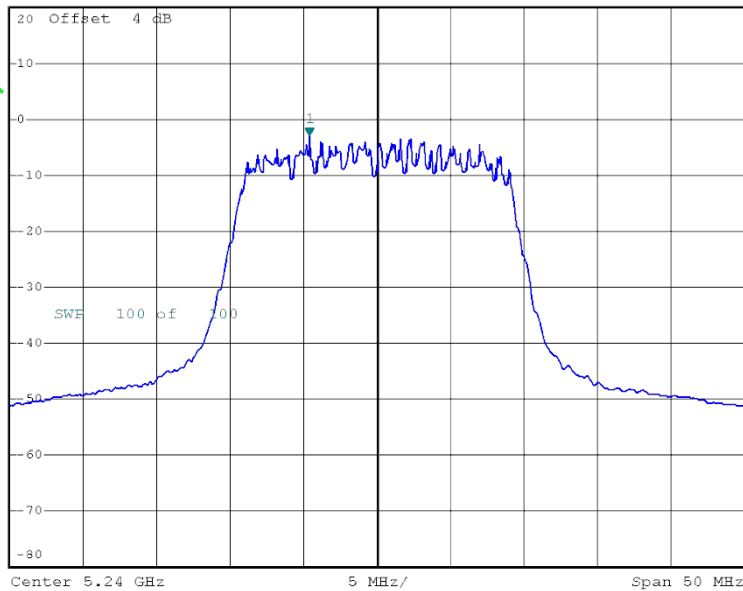


Date: 20.AUG.2017 19:09:59

CH48



*RBW 1 MHz Marker 1 [T1]
*VBW 3 MHz -3.09 dBm
SWT 20 ms 5.235400000 GHz



Date: 20.AUG.2017 19:10:57

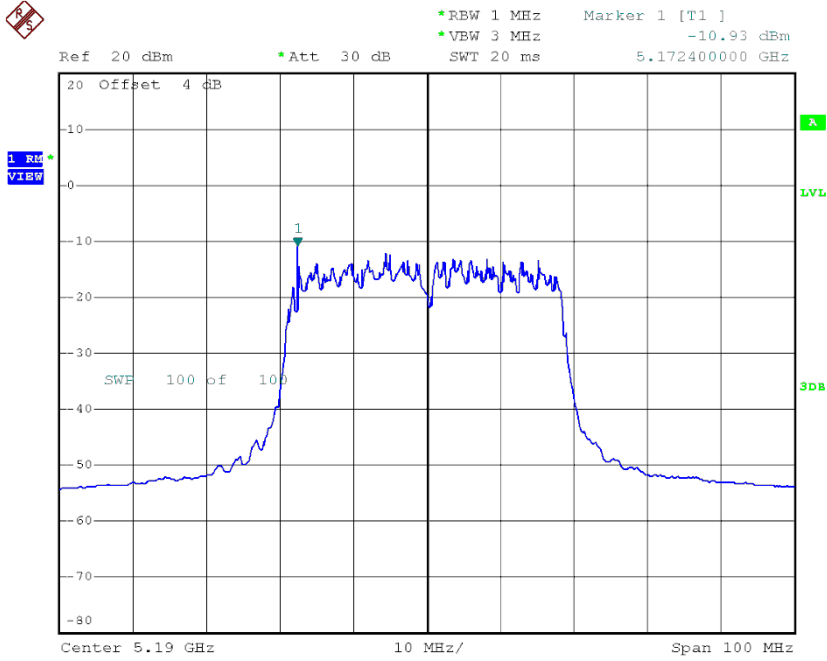
Test Mode: UNII-1/TX N20 Mode_CH36/CH40/CH48_Total

Channel	Frequency (MHz)	Power Density (dBm/MHz)	Limit (dBm/MHz)
CH36	5180	-0.34	11.00
CH40	5200	-1.20	11.00
CH48	5240	-0.43	11.00

Test Mode: UNII-1/TX N40 Mode_CH38/CH46_ANT 1

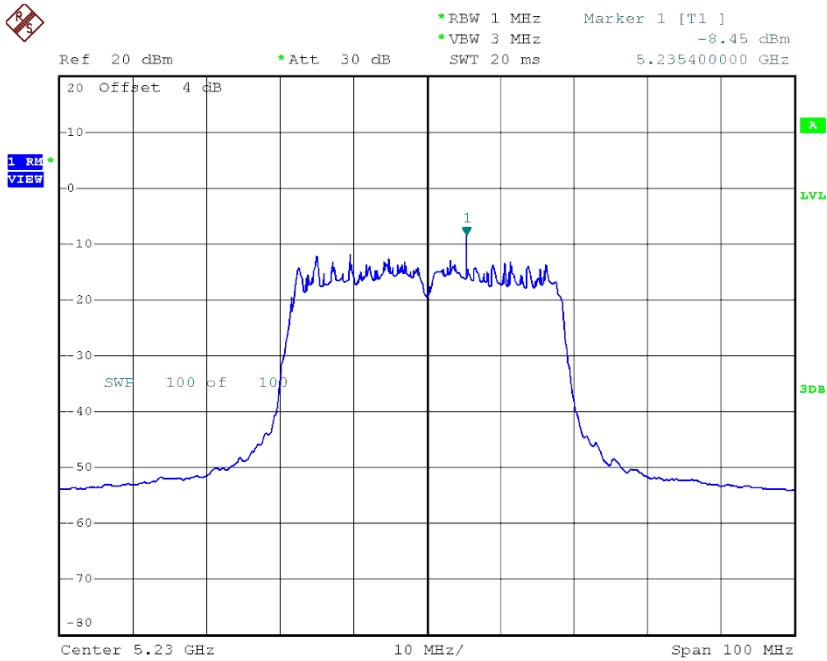
Channel	Frequency (MHz)	Power Density (dBm/MHz)	Duty Factor	Power Density + Duty Factor (dBm/MHz)	Limit (dBm/MHz)
CH38	5190	-10.93	1.58	-9.35	11.00
CH46	5230	-8.45	1.58	-6.87	11.00

CH38



Date: 23.AUG.2017 16:32:25

CH46



Date: 23.AUG.2017 16:33:32

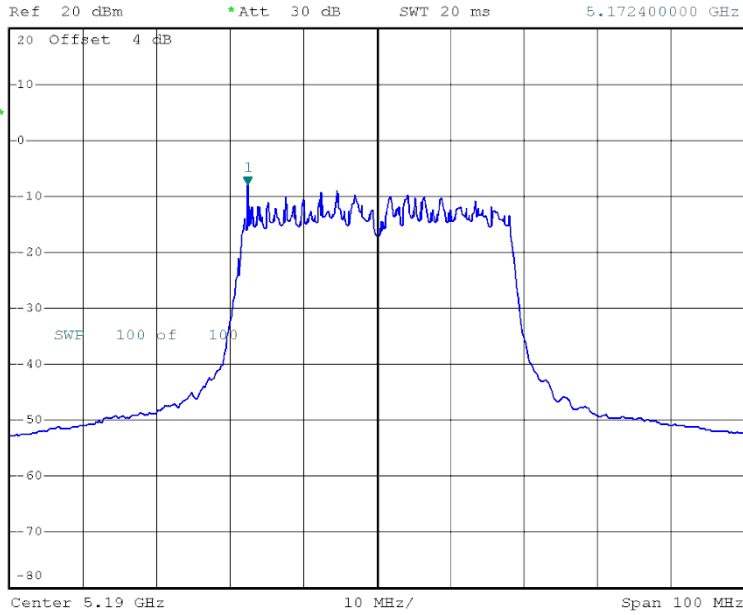
Test Mode: UNII-1/TX N40 Mode_CH38/CH46_ANT 2

Channel	Frequency (MHz)	Power Density (dBm/MHz)	Duty Factor	Power Density + Duty Factor (dBm/MHz)	Limit (dBm/MHz)
CH38	5190	-7.93	1.58	-6.35	11.00
CH46	5230	-5.15	1.58	-3.57	11.00

CH38



*RBW 1 MHz Marker 1 [T1]
*VBW 3 MHz -7.93 dBm
SWT 20 ms 5.172400000 GHz

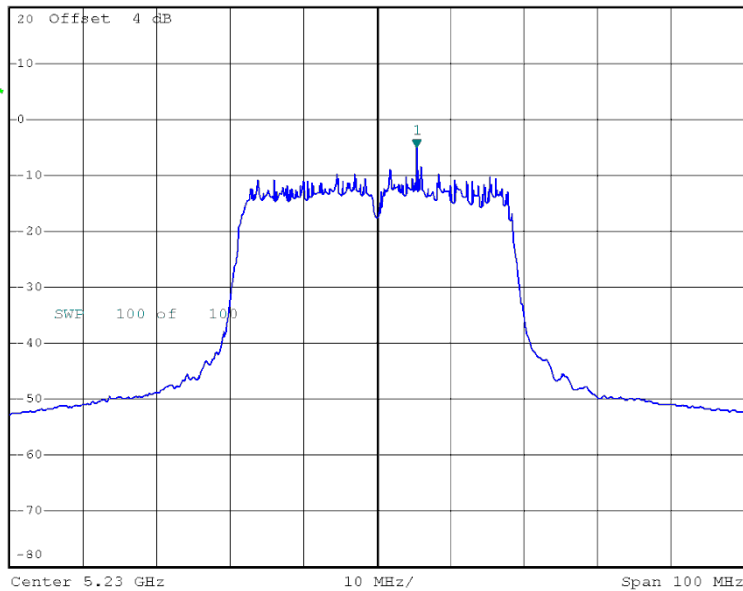


Date: 23.AUG.2017 15:57:19

CH46



*RBW 1 MHz Marker 1 [T1]
*VBW 3 MHz -5.15 dBm
SWT 20 ms 5.235400000 GHz



Date: 23.AUG.2017 15:58:29

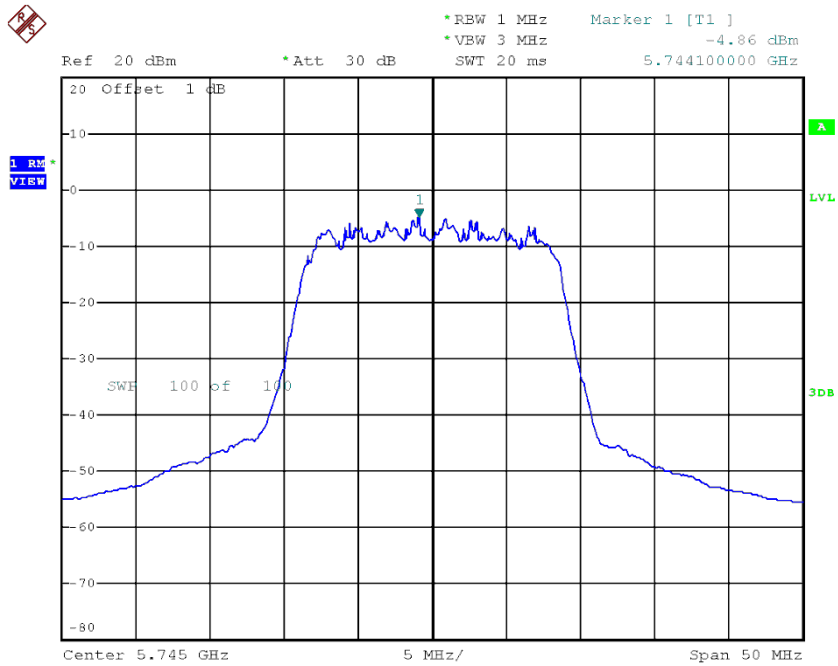
Test Mode: UNII-1/TX N40 Mode_CH38/CH46_Total

Channel	Frequency (MHz)	Power Density (dBm/MHz)	Limit (dBm/MHz)
CH38	5190	-4.59	11.00
CH46	5230	-1.90	11.00

Test Mode: UNII-3/TX A Mode_CH149/CH157/CH165_ANT 1

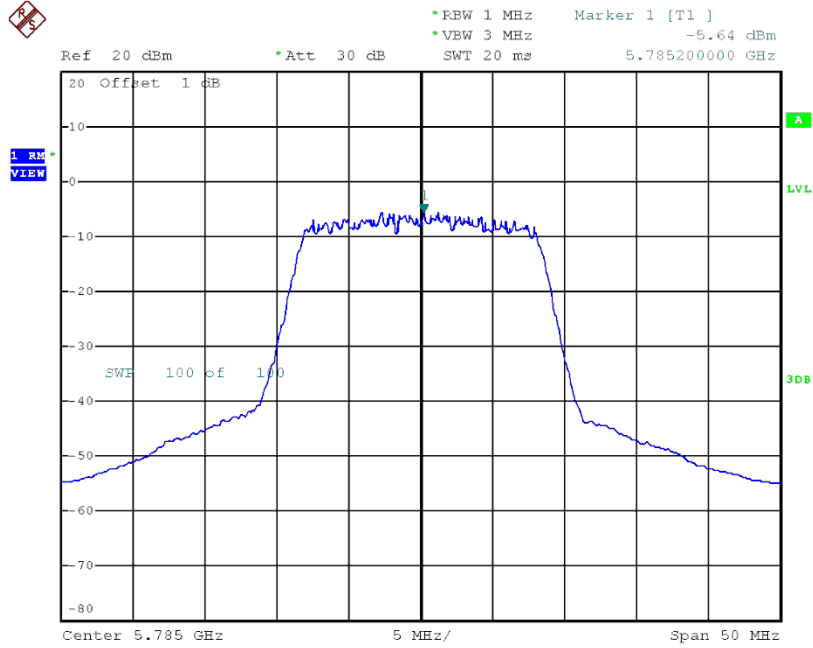
Channel	Frequency (MHz)	Power Density (dBm/500kHz)	Duty Factor	Power Density + Duty Factor (dBm/500kHz)	Limit (dBm/500kHz)
CH149	5745	-4.86	0.35	-4.51	30.00
CH157	5785	-5.64	0.35	-5.29	30.00
CH165	5825	-5.13	0.35	-4.78	30.00

TX CH149



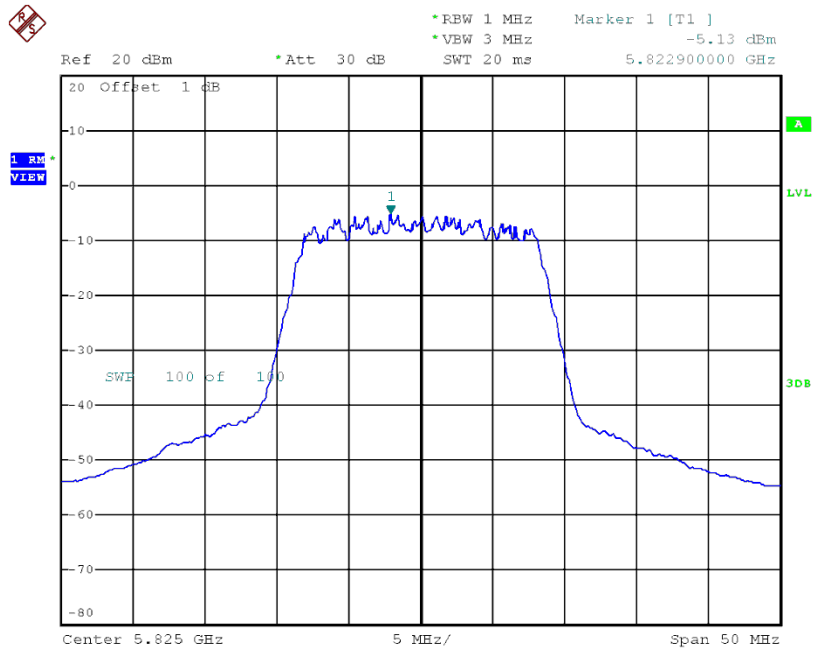
Date: 20.AUG.2017 17:20:33

TX CH157



Date: 20.AUG.2017 17:21:29

TX CH165

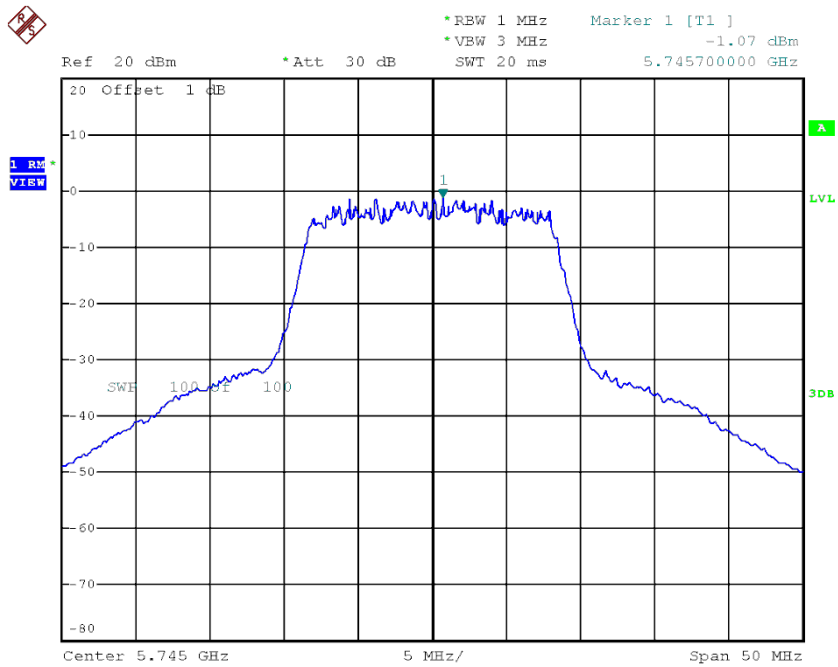


Date: 20.AUG.2017 17:22:13

Test Mode: UNII-3/TX A Mode_CH149/CH157/CH165_ANT 2

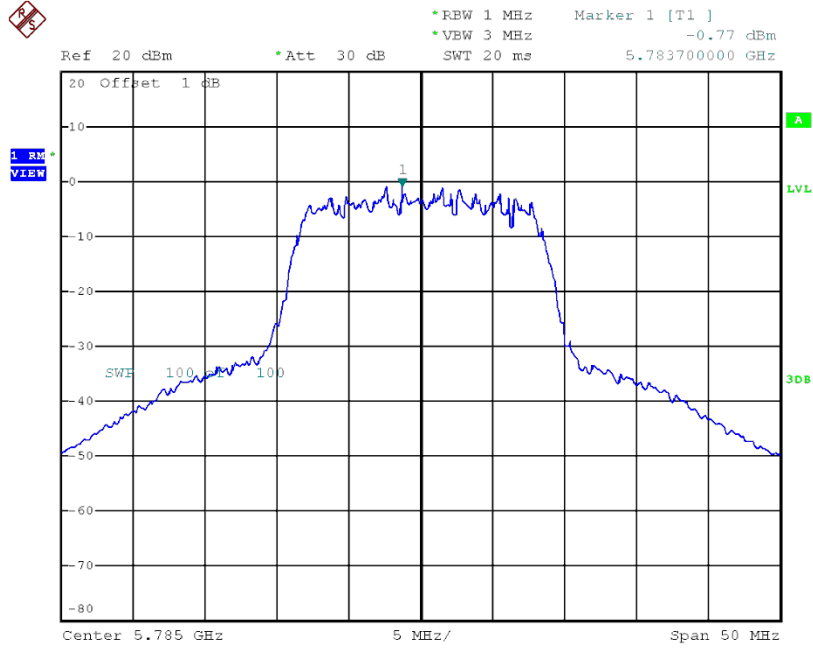
Channel	Frequency (MHz)	Power Density (dBm/500kHz)	Duty Factor	Power Density + Duty Factor (dBm/500kHz)	Limit (dBm/500kHz)
CH149	5745	-1.07	0.35	-0.72	30.00
CH157	5785	-0.77	0.35	-0.42	30.00
CH165	5825	-2.22	0.35	-1.87	30.00

TX CH149



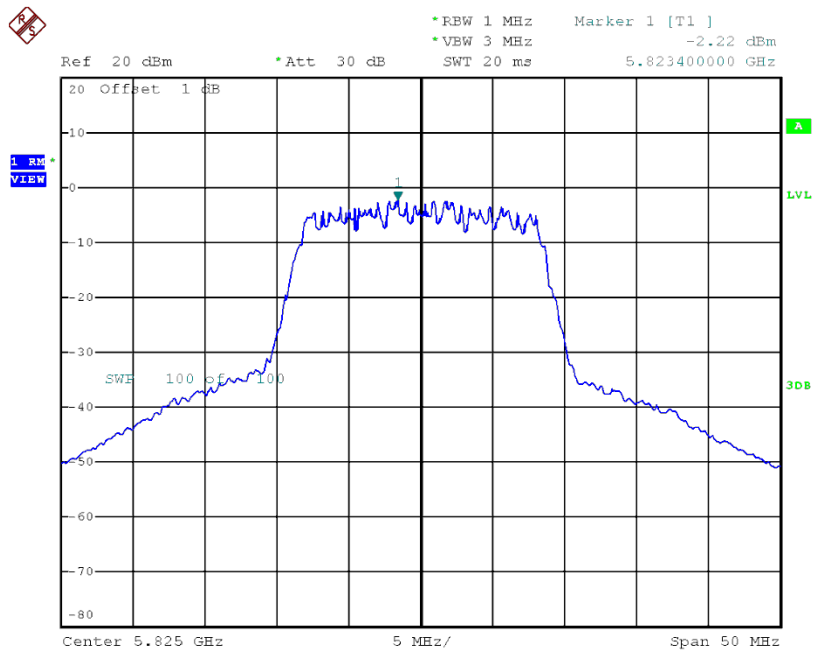
Date: 20.AUG.2017 17:30:36

TX CH157



Date: 20.AUG.2017 17:31:30

TX CH165

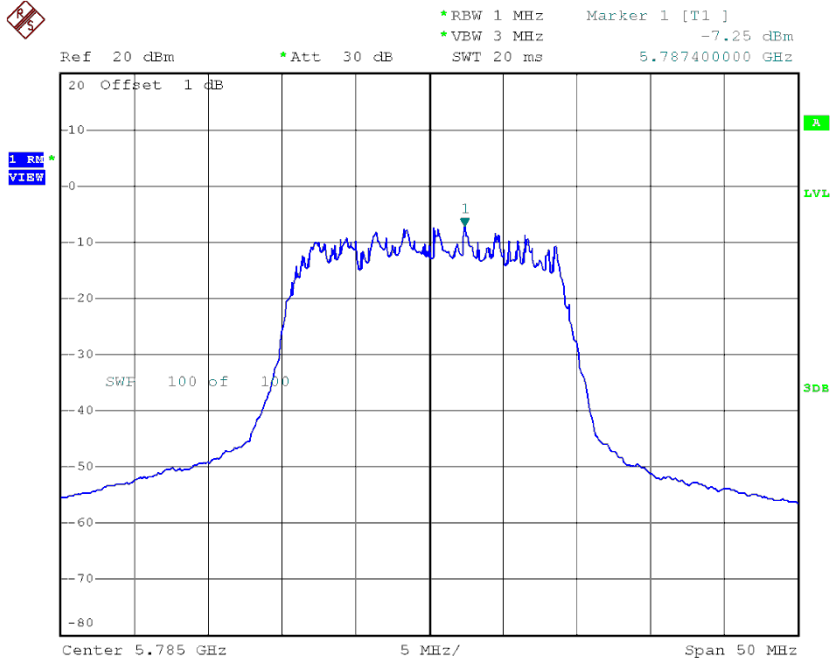


Date: 20.AUG.2017 17:32:19

Test Mode: UNII-3/TX A Mode_CH149/CH157/CH165_Total

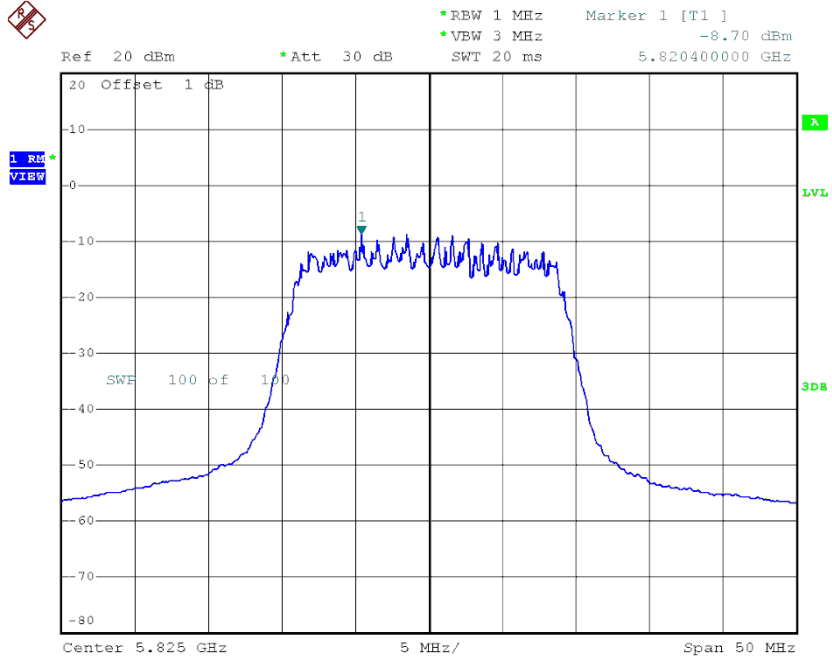
Channel	Frequency (MHz)	Power Density (dBm/500kHz)	Limit (dBm/500kHz)
CH149	5745	0.80	30.00
CH157	5785	0.80	30.00
CH165	5825	-0.08	30.00

TX CH157



Date: 20.AUG.2017 19:05:10

TX CH165

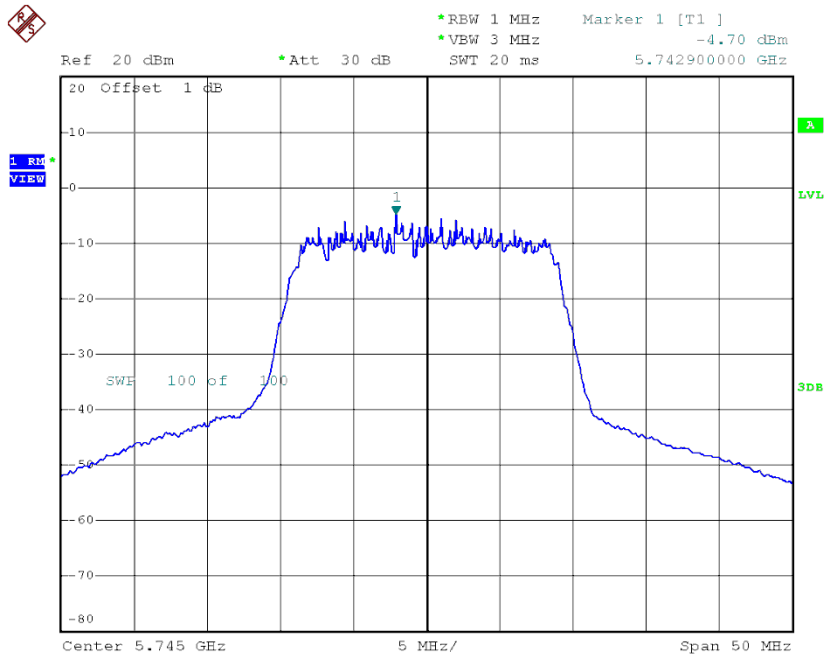


Date: 20.AUG.2017 19:07:05

Test Mode: UNII-3/ TX N20 Mode_CH149/CH157/CH165_ANT 2

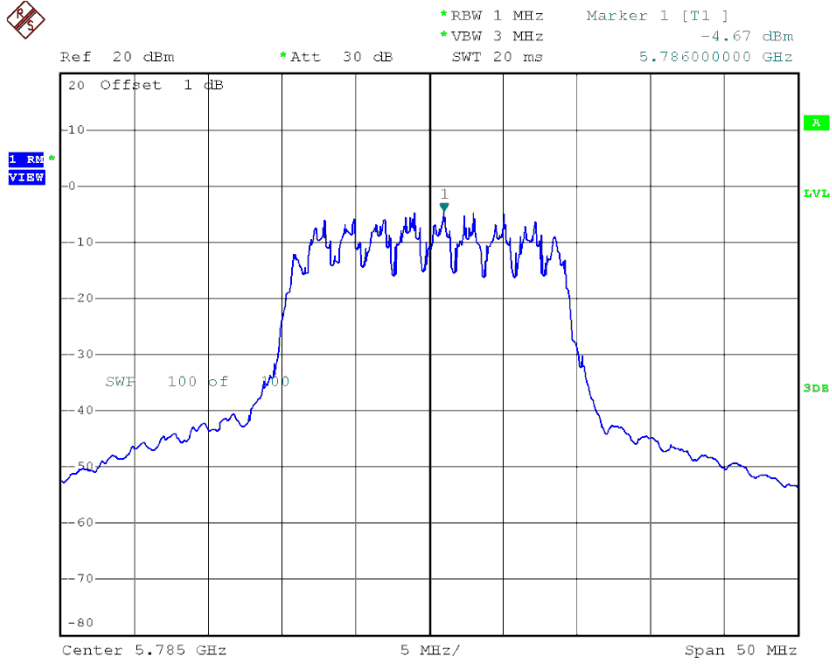
Channel	Frequency (MHz)	Power Density (dBm/500kHz)	Duty Factor	Power Density + Duty Factor (dBm/500kHz)	Limit (dBm/500kHz)
CH149	5745	-4.70	0.64	-4.06	30.00
CH157	5785	-4.67	0.64	-4.03	30.00
CH165	5825	-7.20	0.64	-6.56	30.00

TX CH149



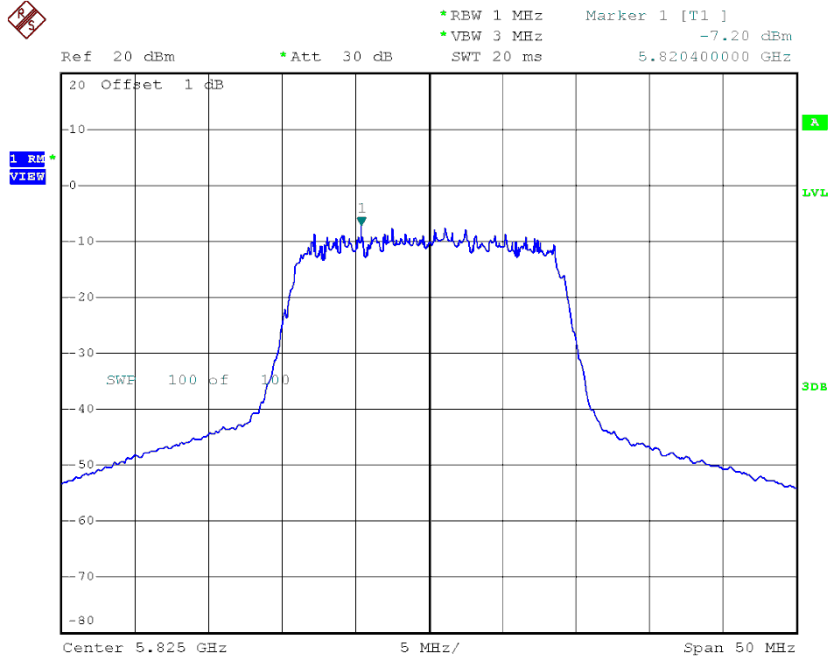
Date: 20.AUG.2017 19:18:06

TX CH157



Date: 20.AUG.2017 19:18:59

TX CH165



Date: 20.AUG.2017 19:19:59

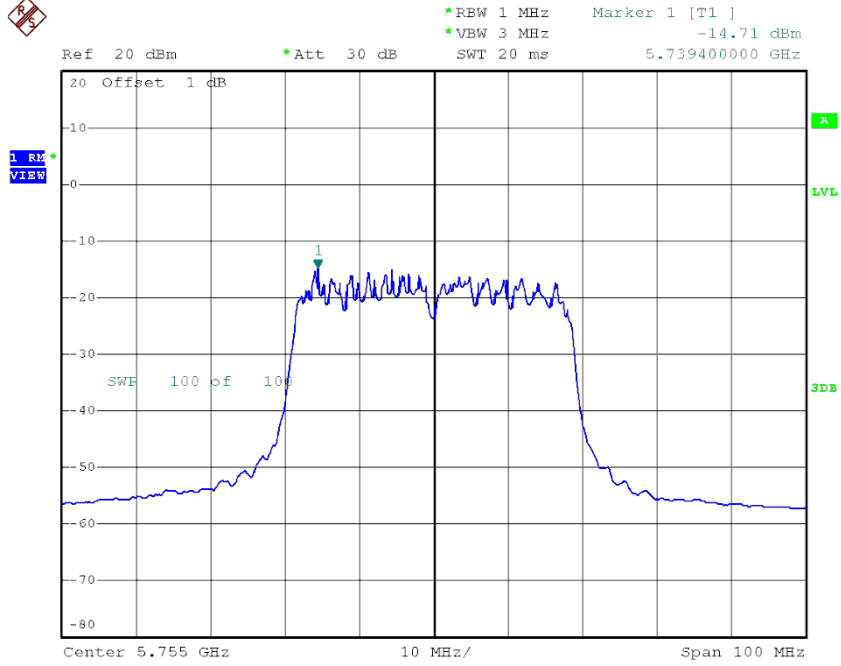
Test Mode: UNII-3/ TX N20 Mode_CH149/CH157/CH165_Total

Channel	Frequency (MHz)	Power Density (dBm/500kHz)	Limit (dBm/500kHz)
CH149	5745	-2.06	30.00
CH157	5785	-2.12	30.00
CH165	5825	-4.24	30.00

Test Mode: UNII-3/ TX N40 Mode_CH151/CH159_ANT 1

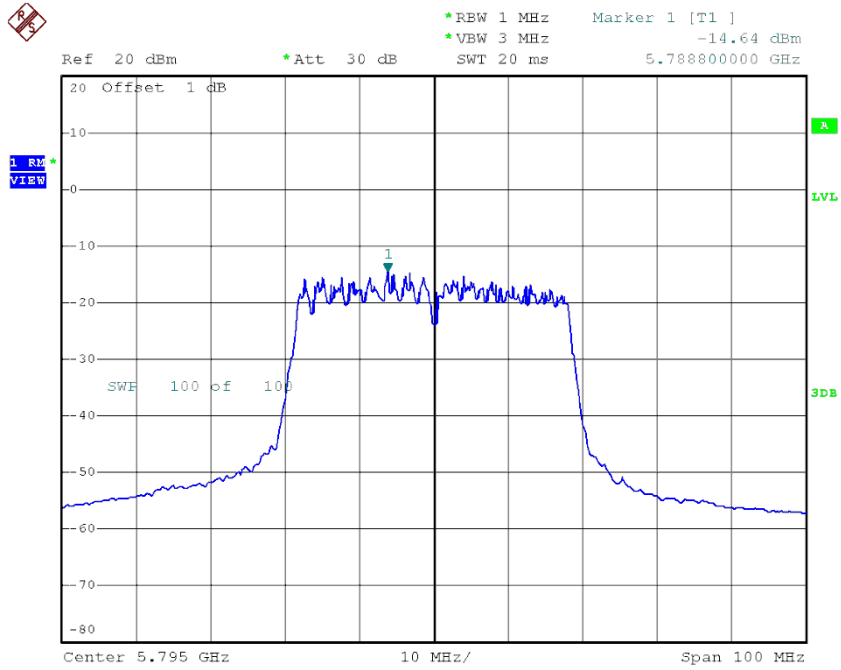
Channel	Frequency (MHz)	Power Density (dBm/500kHz)	Duty Factor	Power Density + Duty Factor (dBm/500kHz)	Limit (dBm/500kHz)
CH151	5755	-14.71	1.58	-13.13	30.00
CH159	5795	-14.64	1.58	-13.06	30.00

TX CH151



Date: 23.AUG.2017 16:41:22

TX CH159

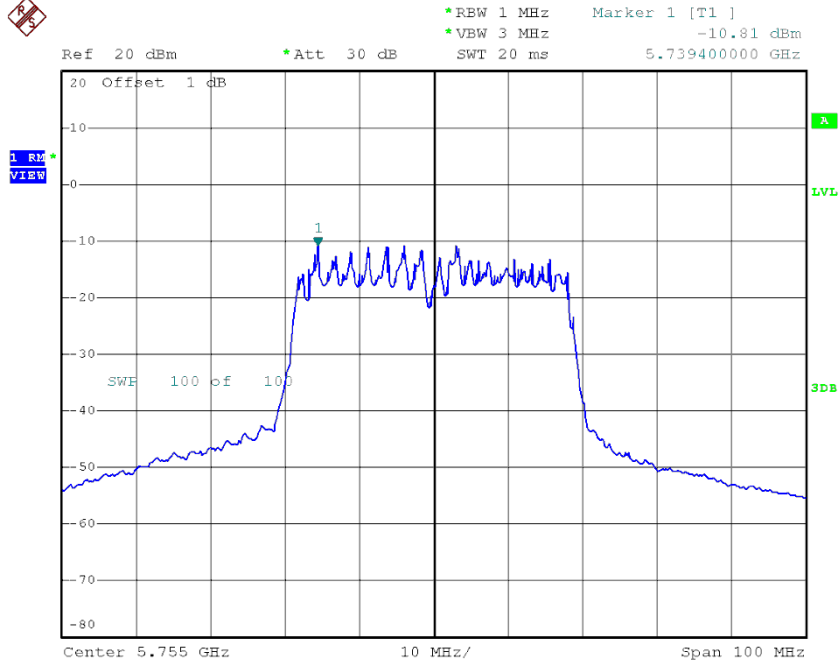


Date: 23.AUG.2017 16:43:05

Test Mode: UNII-3/ TX N40 Mode_CH151/CH159_ANT 2

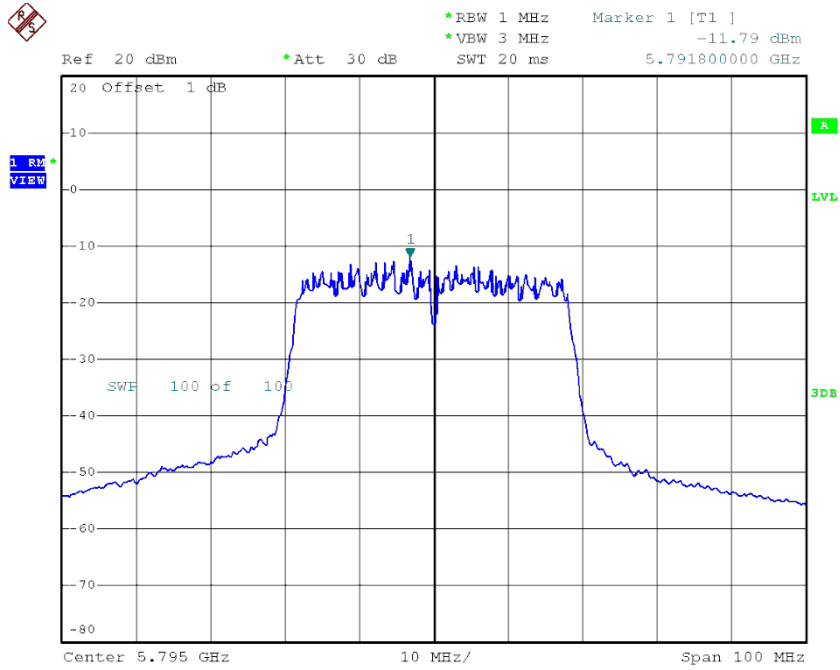
Channel	Frequency (MHz)	Power Density (dBm/500kHz)	Duty Factor	Power Density + Duty Factor (dBm/500kHz)	Limit (dBm/500kHz)
CH151	5755	-10.81	1.58	-9.23	30.00
CH159	5795	-11.79	1.58	-10.21	30.00

TX CH151



Date: 23.AUG.2017 16:06:44

TX CH159



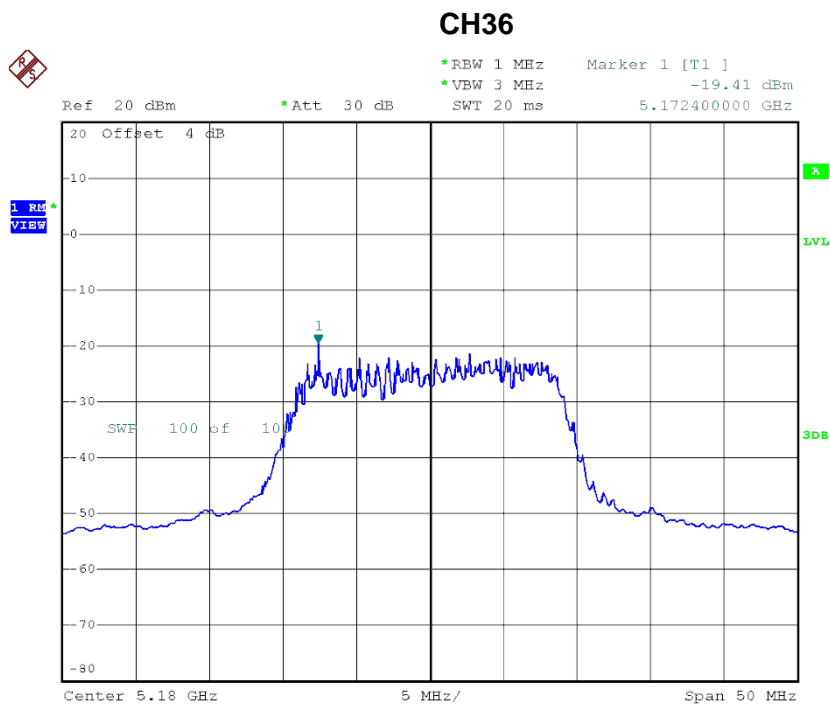
Date: 23.AUG.2017 16:08:02

Test Mode: UNII-3/ TX N40 Mode_CH151/CH159_Total

Channel	Frequency (MHz)	Power Density (dBm/500kHz)	Limit (dBm/500kHz)
CH151	5755	-7.75	30.00
CH159	5795	-8.39	30.00

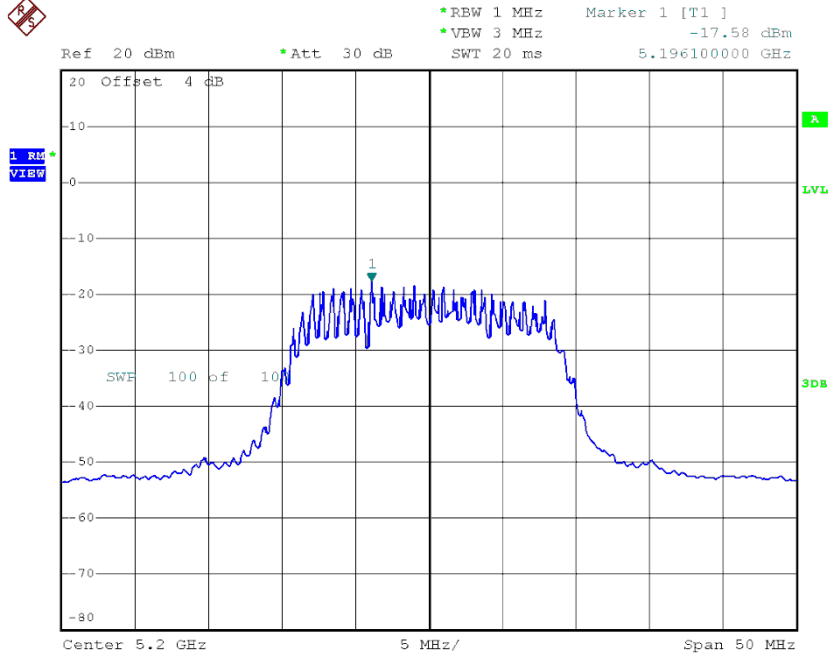
Test Mode: UNII-1/TX AC20 Mode_CH36/CH40/CH48_ANT 1

Channel	Frequency (MHz)	Power Density (dBm/MHz)	Duty Factor	Power Density + Duty Factor (dBm/MHz)	Limit (dBm/MHz)
CH36	5180	-19.41	3.01	-16.40	11.00
CH40	5200	-17.58	3.01	-14.57	11.00
CH48	5240	-16.43	3.01	-13.42	11.00



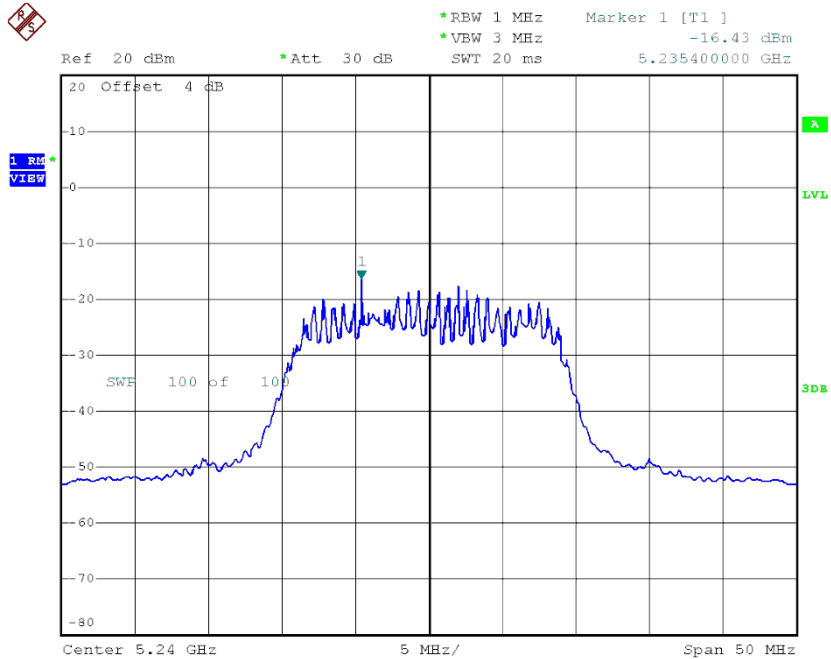
Date: 23.AUG.2017 15:14:07

CH40



Date: 23.AUG.2017 15:15:24

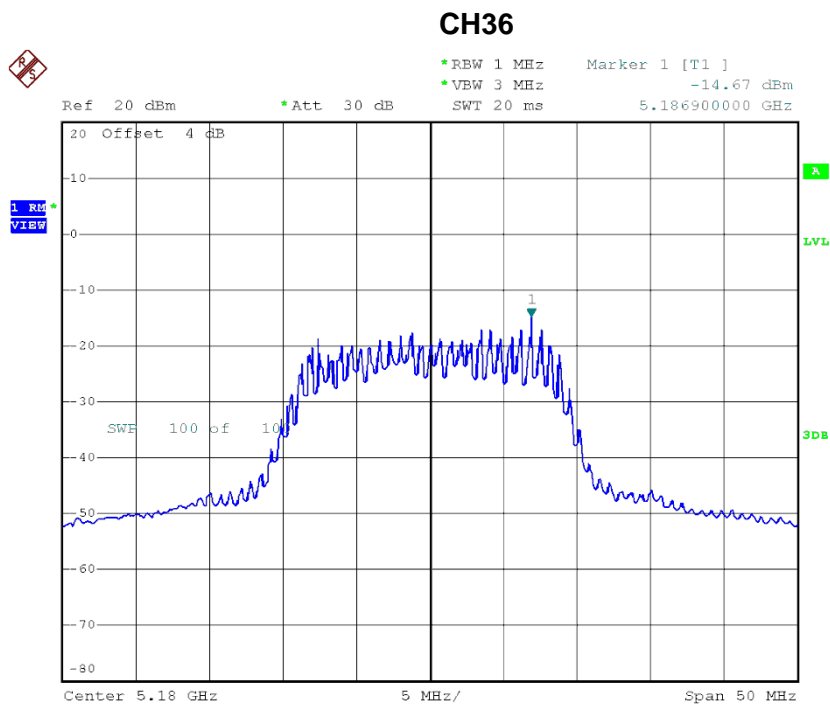
CH48



Date: 23.AUG.2017 15:16:29

Test Mode: UNII-1/TX AC20 Mode_CH36/CH40/CH48_ANT 2

Channel	Frequency (MHz)	Power Density (dBm/MHz)	Duty Factor	Power Density + Duty Factor (dBm/MHz)	Limit (dBm/MHz)
CH36	5180	-14.67	3.01	-11.66	11.00
CH40	5200	-16.32	3.01	-13.31	11.00
CH48	5240	-17.27	3.01	-14.26	11.00

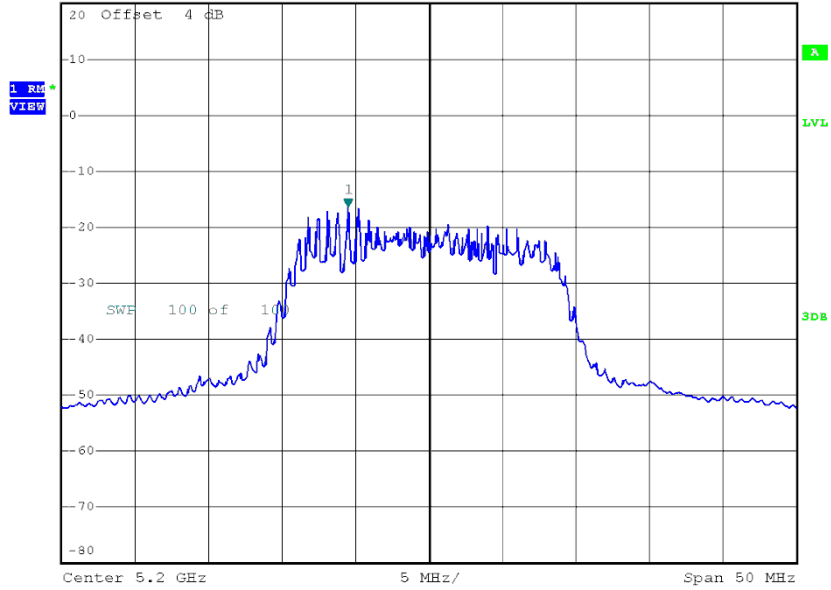


Date: 23.AUG.2017 15:37:17

CH40



Ref 20 dBm *Att 30 dB *RBW 1 MHz Marker 1 [T1]
*VBW 3 MHz -16.32 dBm
SWT 20 ms 5.194500000 GHz

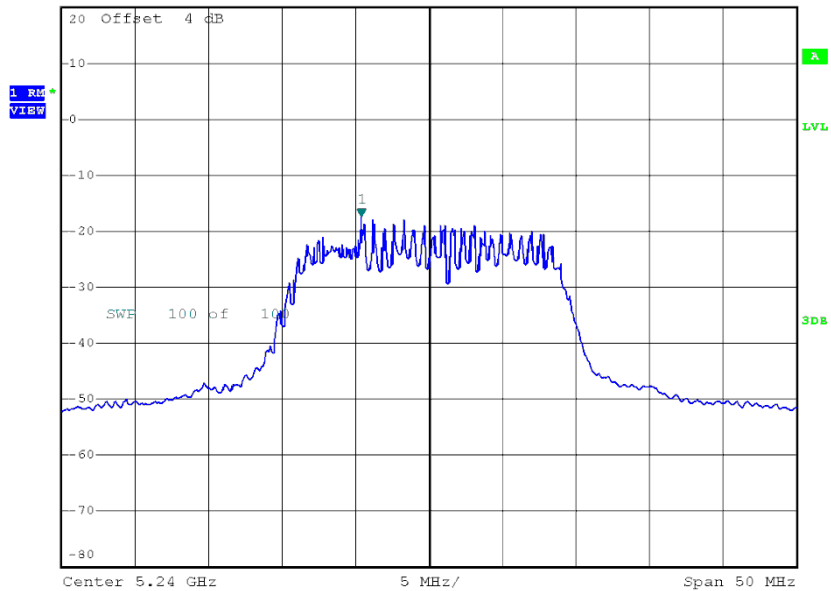


Date: 23.AUG.2017 15:38:51

CH48



Ref 20 dBm *Att 30 dB *RBW 1 MHz Marker 1 [T1]
*VBW 3 MHz -17.27 dBm
SWT 20 ms 5.235400000 GHz



Date: 23.AUG.2017 15:39:53

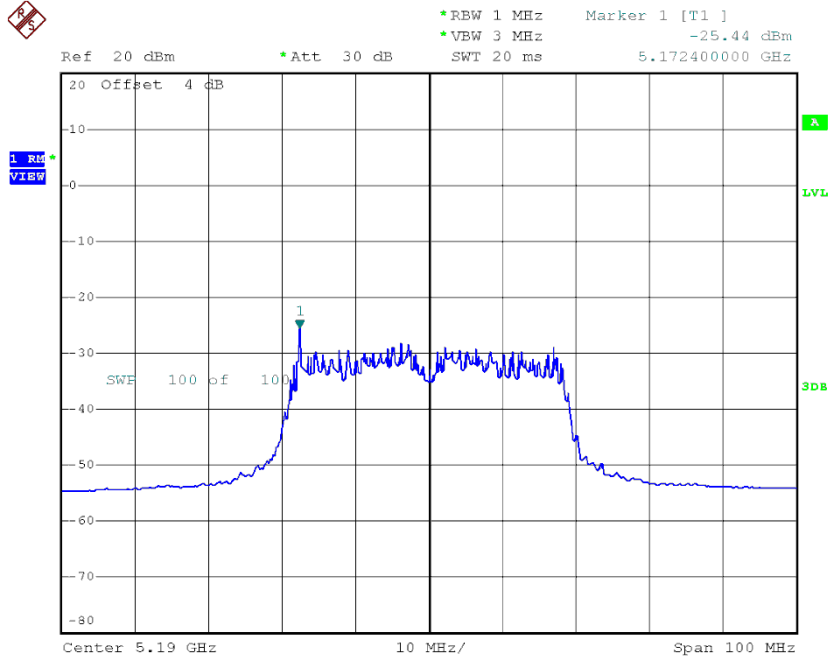
Test Mode: UNII-1/TX AC20 Mode_CH36/CH40/CH48_Total

Channel	Frequency (MHz)	Power Density (dBm/MHz)	Limit (dBm/MHz)
CH36	5180	-10.40	11.00
CH40	5200	-10.88	11.00
CH48	5240	-10.81	11.00

Test Mode: UNII-1/TX AC40 Mode_CH38/CH46_ANT 1

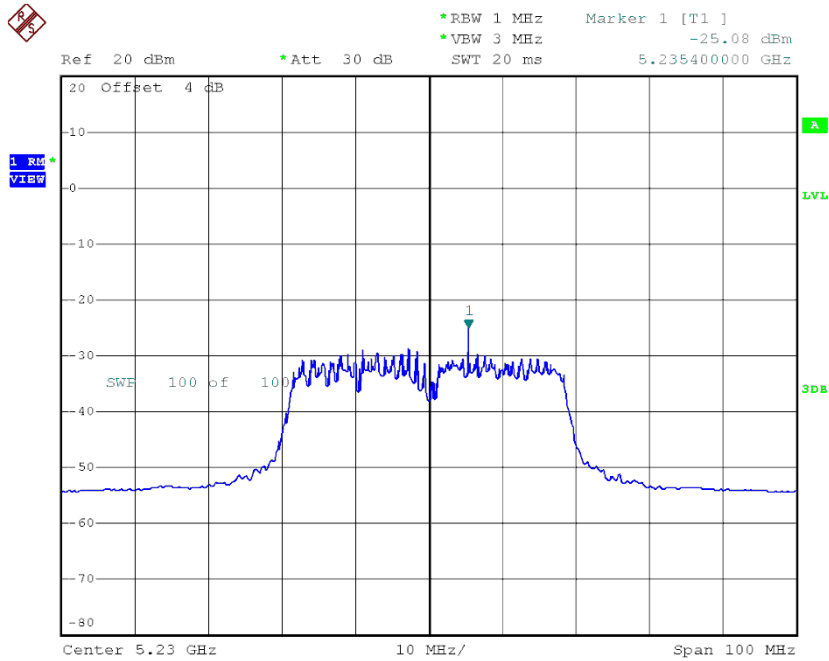
Channel	Frequency (MHz)	Power Density (dBm/MHz)	Duty Factor	Power Density + Duty Factor (dBm/MHz)	Limit (dBm/MHz)
CH38	5190	-25.44	5.64	-19.80	11.00
CH46	5230	-25.08	5.64	-19.44	11.00

CH38



Date: 23.AUG.2017 16:46:30

CH46



Date: 23.AUG.2017 16:57:04

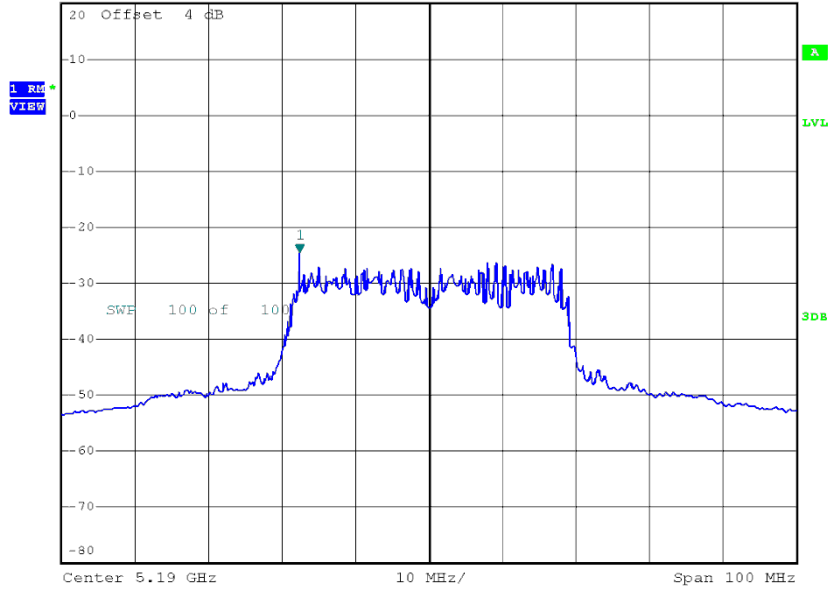
Test Mode: UNII-1/TX AC40 Mode_CH38/CH46_ANT 2

Channel	Frequency (MHz)	Power Density (dBm/MHz)	Duty Factor	Power Density + Duty Factor (dBm/MHz)	Limit (dBm/MHz)
CH38	5190	-24.56	5.64	-18.92	11.00
CH46	5230	-24.60	5.64	-18.96	11.00

CH38



Ref 20 dBm *Att 30 dB *RBW 1 MHz Marker 1 [T1] -24.56 dBm
*VBW 3 MHz SWT 20 ms 5.172400000 GHz

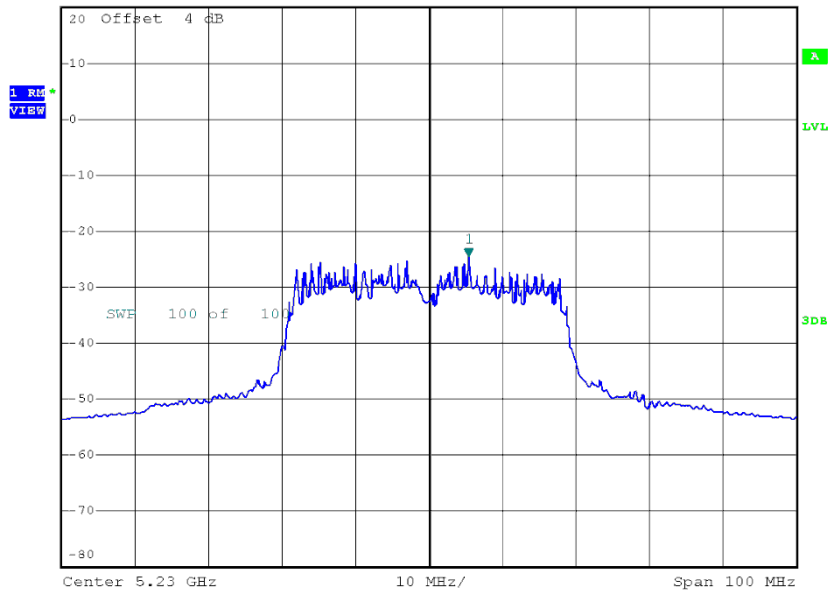


Date: 23.AUG.2017 17:30:11

CH46



Ref 20 dBm *Att 30 dB *RBW 1 MHz Marker 1 [T1] -24.60 dBm
*VBW 3 MHz SWT 20 ms 5.235400000 GHz



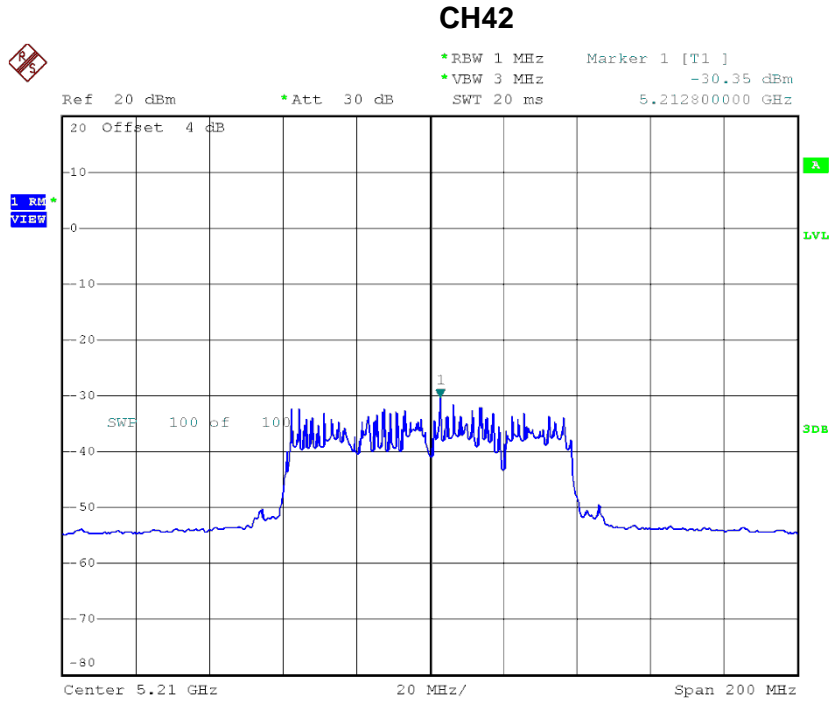
Date: 23.AUG.2017 17:32:01

Test Mode: UNII-1/TX AC40 Mode_CH38/CH46_Total

Channel	Frequency (MHz)	Power Density (dBm/MHz)	Limit (dBm/MHz)
CH38	5190	-16.33	11.00
CH46	5230	-16.18	11.00

Test Mode: UNII-1/TX AC80 Mode_CH42_ANT 1

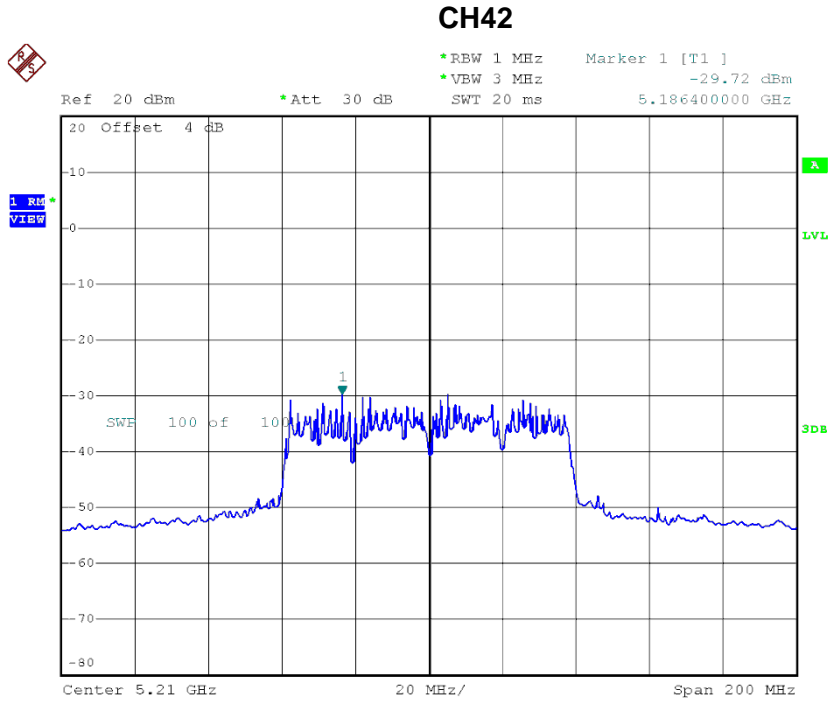
Channel	Frequency (MHz)	Power Density (dBm/MHz)	Duty Factor	Power Density + Duty Factor (dBm/MHz)	Limit (dBm/MHz)
CH42	5210	-30.35	6.02	-24.33	11.00



Date: 23.AUG.2017 18:00:27

Test Mode: UNII-1/TX AC80 Mode_CH42_ANT 2

Channel	Frequency (MHz)	Power Density (dBm/MHz)	Duty Factor	Power Density + Duty Factor (dBm/MHz)	Limit (dBm/MHz)
CH42	5210	-29.72	6.02	-23.70	11.00



Date: 23.AUG.2017 17:50:46

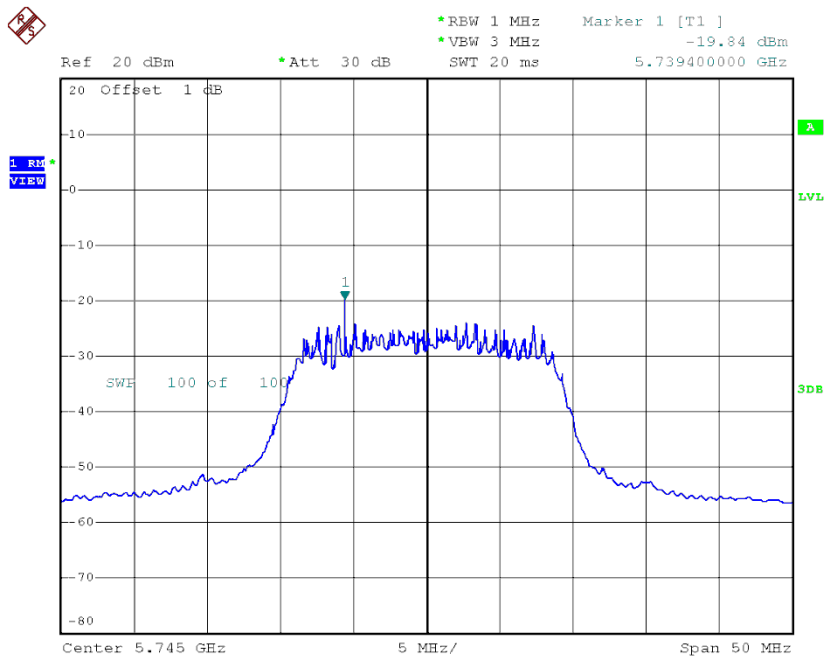
Test Mode: UNII-1/TX AC80 Mode_CH42_Total

Channel	Frequency (MHz)	Power Density (dBm/MHz)	Limit (dBm/MHz)
CH42	5210	-20.99	11.00

Test Mode: UNII-3/ TX AC20 Mode_CH149/CH157/CH165_ANT 1

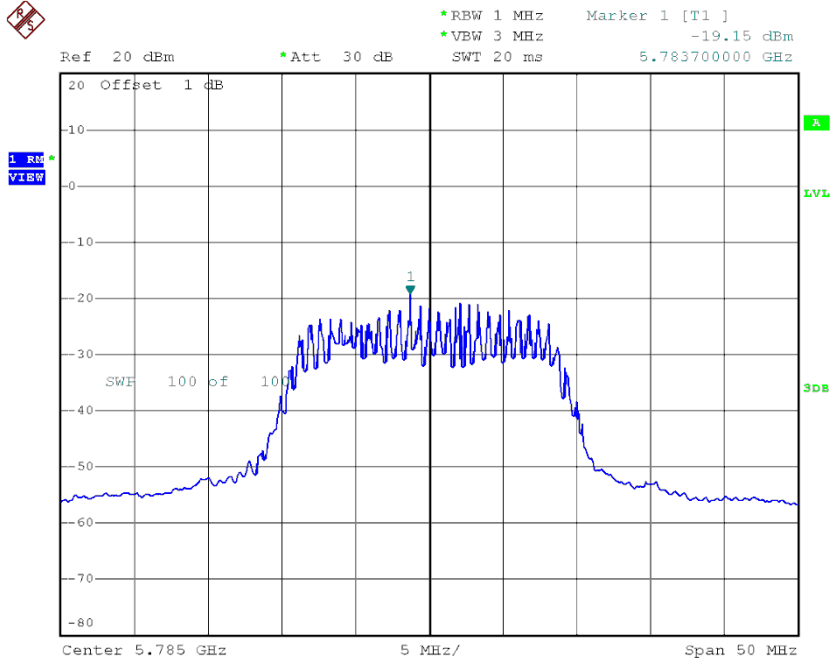
Channel	Frequency (MHz)	Power Density (dBm/500kHz)	Duty Factor	Power Density + Duty Factor (dBm/500kHz)	Limit (dBm/500kHz)
CH149	5745	-19.84	3.01	-16.83	30.00
CH157	5785	-19.15	3.01	-16.14	30.00
CH165	5825	-19.85	3.01	-16.84	30.00

TX CH149



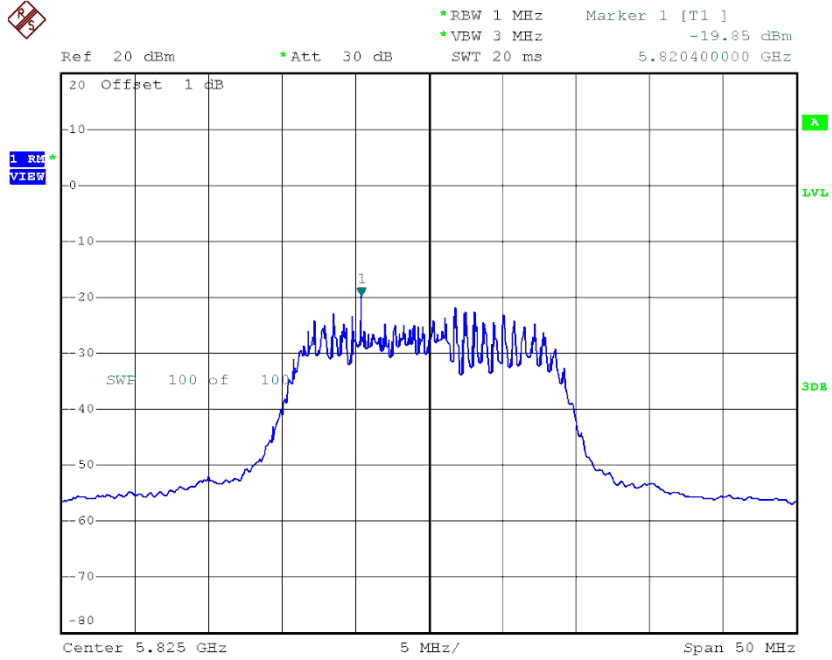
Date: 23.AUG.2017 15:31:38

TX CH157



Date: 23.AUG.2017 15:32:58

TX CH165

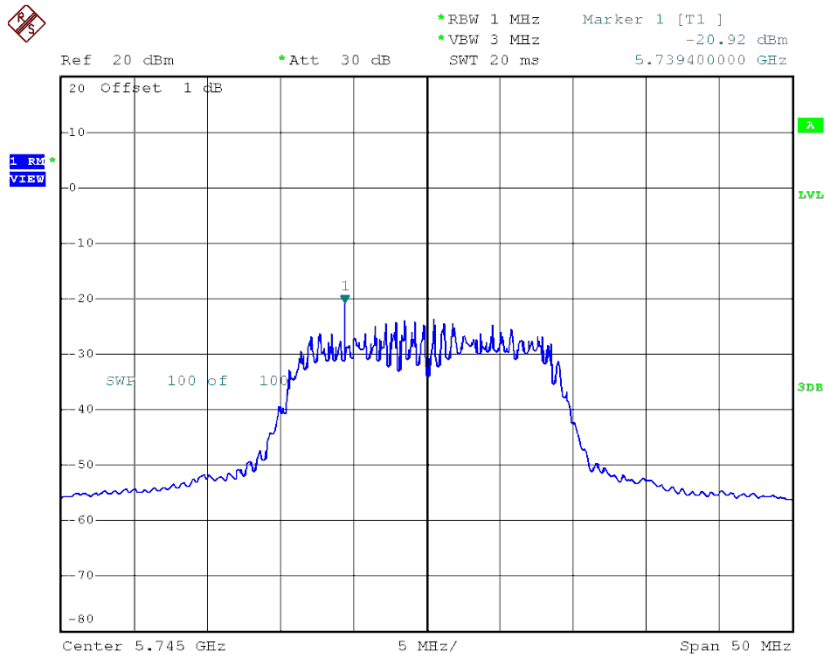


Date: 23.AUG.2017 15:35:28

Test Mode: UNII-3/ TX AC20 Mode_CH149/CH157/CH165_ANT 2

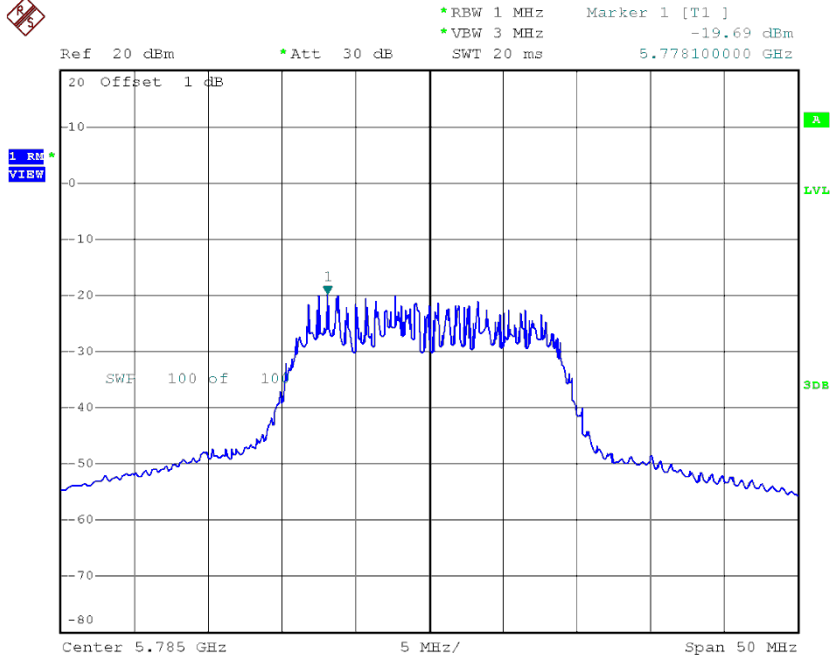
Channel	Frequency (MHz)	Power Density (dBm/500kHz)	Duty Factor	Power Density + Duty Factor (dBm/500kHz)	Limit (dBm/500kHz)
CH149	5745	-20.92	3.01	-17.91	30.00
CH157	5785	-19.69	3.01	-16.68	30.00
CH165	5825	-22.83	3.01	-19.82	30.00

TX CH149



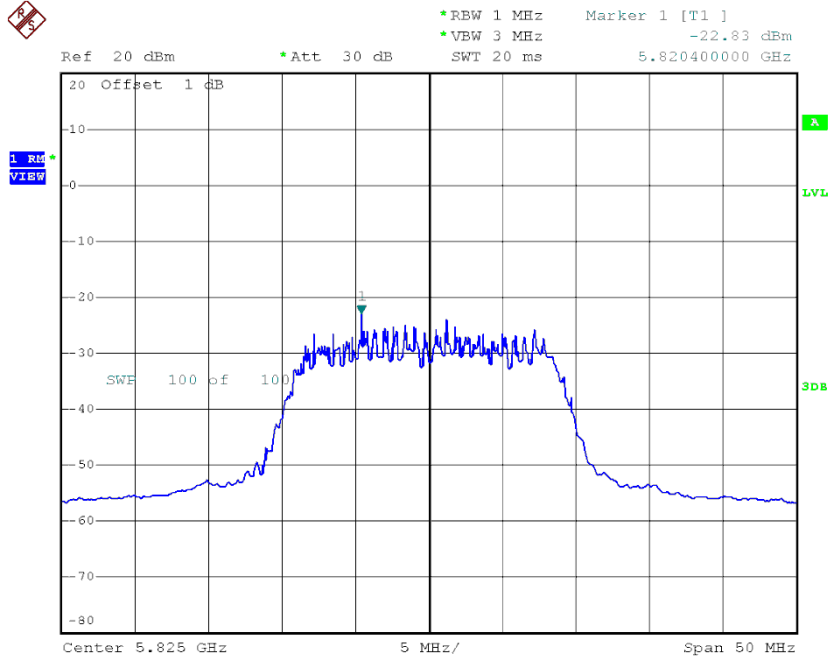
Date: 23.AUG.2017 15:49:16

TX CH157



Date: 23.AUG.2017 15:51:28

TX CH165



Date: 23.AUG.2017 15:53:09

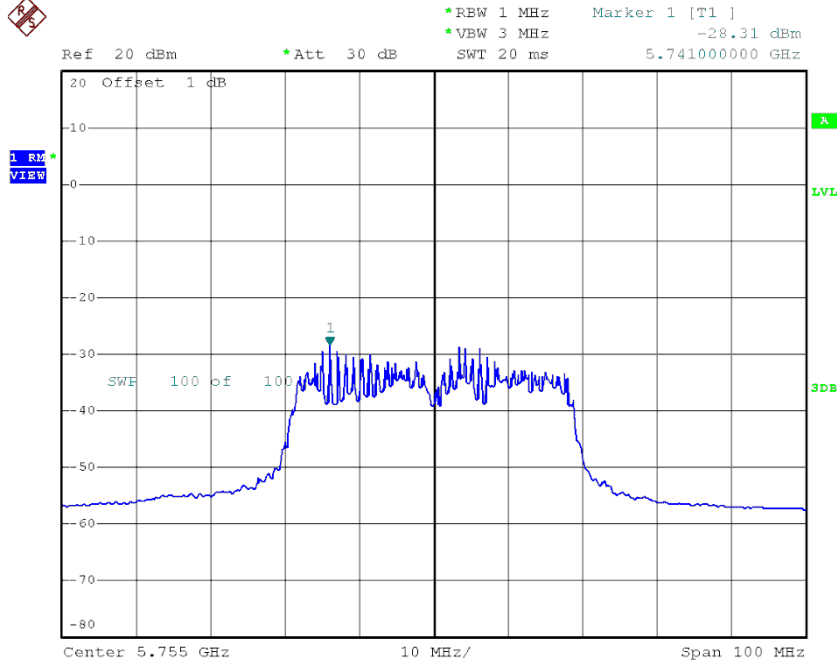
Test Mode: UNII-3/ TX AC20 Mode_CH149/CH157/CH165_Total

Channel	Frequency (MHz)	Power Density (dBm/500kHz)	Limit (dBm/500kHz)
CH149	5745	-14.33	30.00
CH157	5785	-13.39	30.00
CH165	5825	-15.07	30.00

Test Mode: UNII-3/ TX AC40 Mode_CH151/CH159_ANT 1

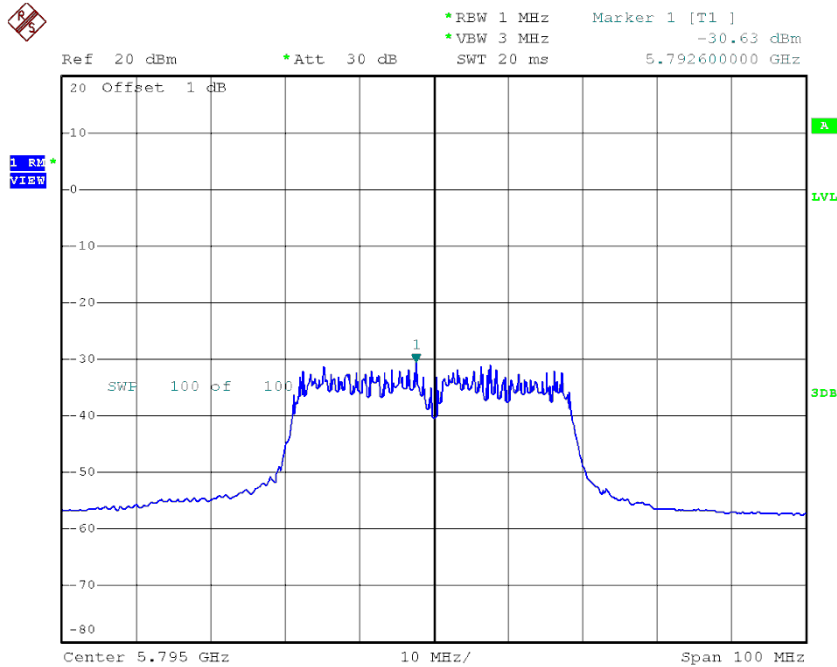
Channel	Frequency (MHz)	Power Density (dBm/500kHz)	Duty Factor	Power Density + Duty Factor (dBm/500kHz)	Limit (dBm/500kHz)
CH151	5755	-28.31	5.64	-22.67	30.00
CH159	5795	-30.63	5.64	-24.99	30.00

TX CH151



Date: 23.AUG.2017 17:26:58

TX CH159

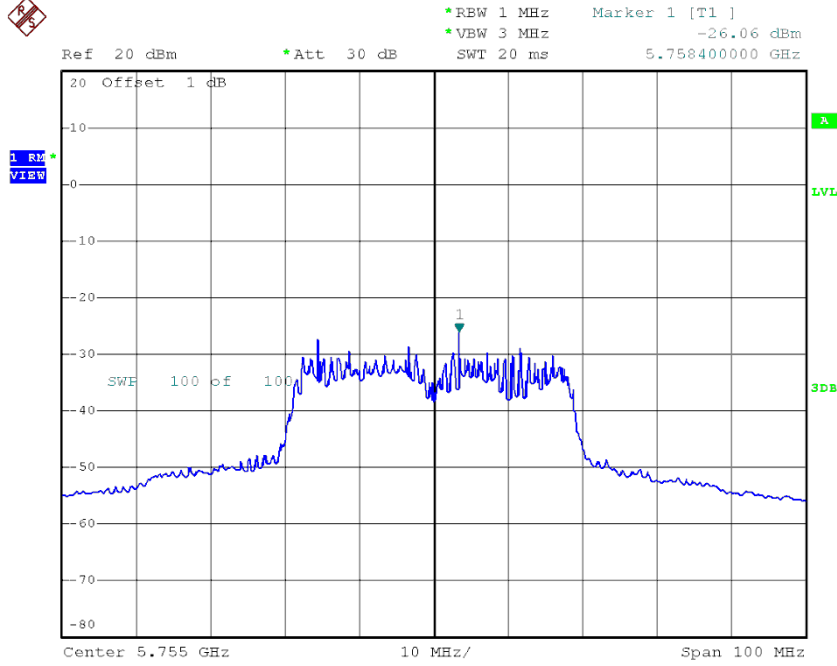


Date: 23.AUG.2017 17:28:13

Test Mode: UNII-3/ TX AC40 Mode_CH151/CH159_ANT 2

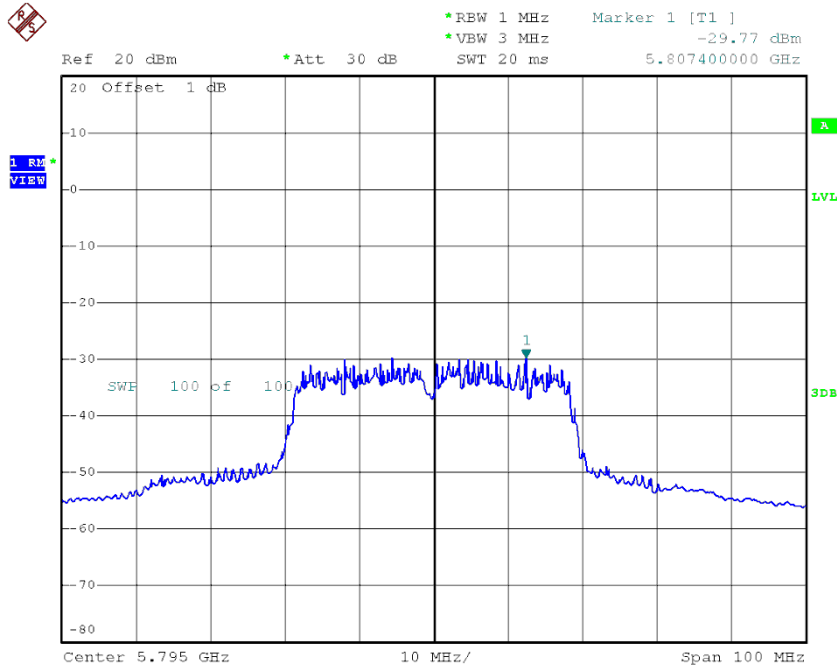
Channel	Frequency (MHz)	Power Density (dBm/500kHz)	Duty Factor	Power Density + Duty Factor (dBm/500kHz)	Limit (dBm/500kHz)
CH151	5755	-26.06	5.64	-20.42	30.00
CH159	5795	-29.77	5.64	-24.13	30.00

TX CH151



Date: 23.AUG.2017 17:45:47

TX CH159



Date: 23.AUG.2017 17:47:27

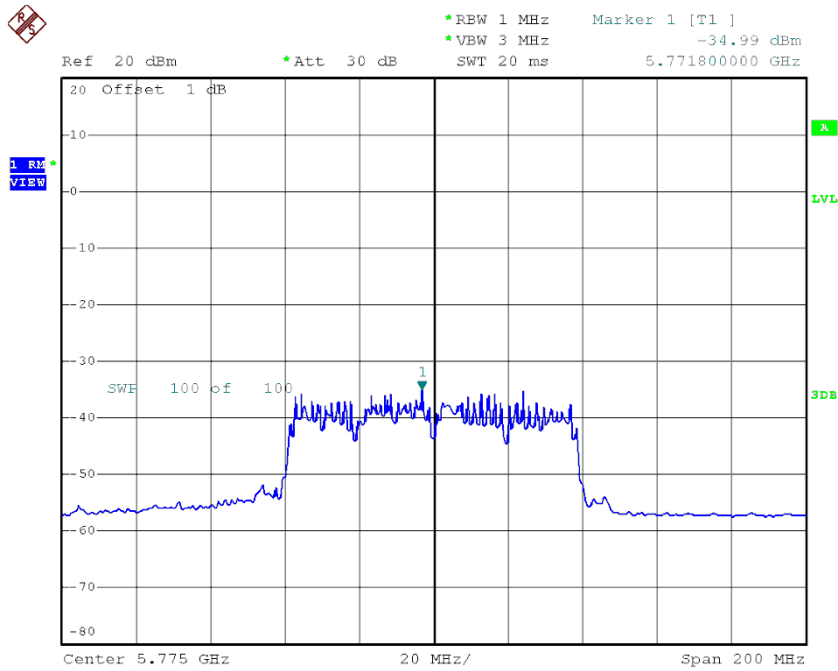
Test Mode: UNII-3/ TX AC40 Mode_CH151/CH159_Total

Channel	Frequency (MHz)	Power Density (dBm/500kHz)	Limit (dBm/500kHz)
CH151	5755	-18.39	30.00
CH159	5795	-21.53	30.00

Test Mode: UNII-3/ TX AC80 Mode_CH155_ANT 1

Channel	Frequency (MHz)	Power Density (dBm/500kHz)	Duty Factor	Power Density + Duty Factor (dBm/500kHz)	Limit (dBm/500kHz)
CH155	5775	-34.99	6.02	-28.97	30.00

TX CH155

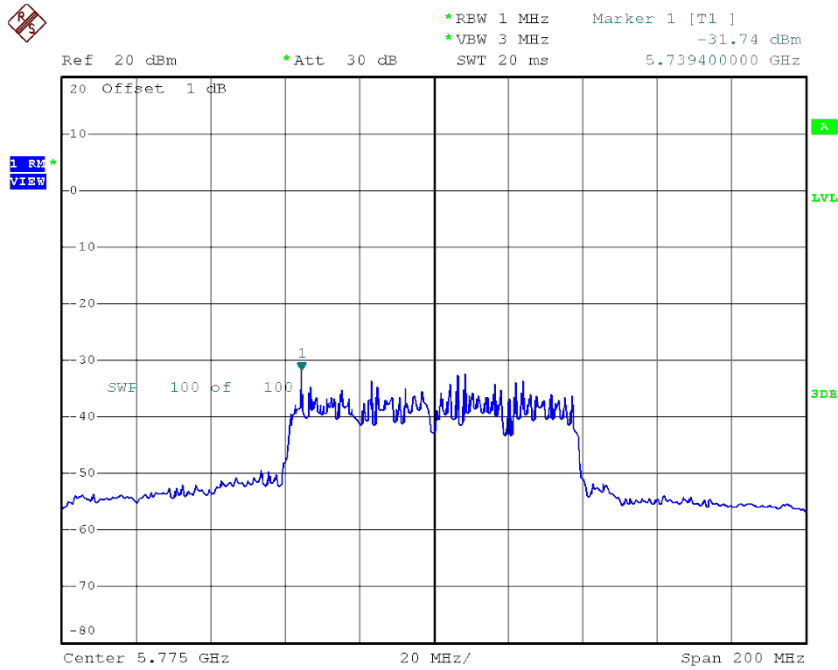


Date: 23.AUG.2017 18:05:20

Test Mode: UNII-3/ TX AC80 Mode_CH155_ANT 2

Channel	Frequency (MHz)	Power Density (dBm/500kHz)	Duty Factor	Power Density + Duty Factor (dBm/500kHz)	Limit (dBm/500kHz)
CH155	5775	-31.74	6.02	-25.72	30.00

TX CH155



Date: 23.AUG.2017 17:58:36

Test Mode: UNII-3/ TX AC80 Mode_CH155_Total

Channel	Frequency (MHz)	Power Density (dBm/500kHz)	Limit (dBm/500kHz)
CH155	5775	-24.04	30.00

APPENDIX H - FREQUENCY STABILITY

Test Mode:	UNII-1
-------------------	---------------

Voltage vs. Frequency Stability

Voltage	Measurement Frequency (MHz)
(V)	5180.0000
132	5179.9536
120	5179.9568
108	5179.9580
Max. Deviation (MHz)	0.0464
Max. Deviation (ppm)	8.9575

Temperature vs. Frequency Stability

Temperature	Measurement Frequency (MHz)
(°C)	5180.0000
-30	5179.9678
-20	5179.9655
-10	5179.9556
0	5179.9590
-5	5179.9592
5	5179.9600
15	5179.9608
25	5179.9620
35	5179.9632
45	5179.9640
50	5179.9652
Max. Deviation (MHz)	0.0444
Max. Deviation (ppm)	8.5714

Test Mode:	UNII-3
-------------------	---------------

Voltage vs. Frequency Stability

Voltage	Measurement Frequency (MHz)
(V)	5745.0000
132	5745.0148
120	5745.0280
108	5745.0376
Max. Deviation (MHz)	0.0376
Max. Deviation (ppm)	6.5448

Temperature vs. Frequency Stability

Temperature	Measurement Frequency (MHz)
(°C)	5745.0000
-30	5745.0420
-20	5745.0030
-10	5745.0510
0	5745.0601
-5	5745.0420
5	5745.0320
15	5745.0536
25	5745.0576
35	5745.0648
45	5745.0676
50	5745.0015
Max. Deviation (MHz)	0.0676
Max. Deviation (ppm)	11.7668