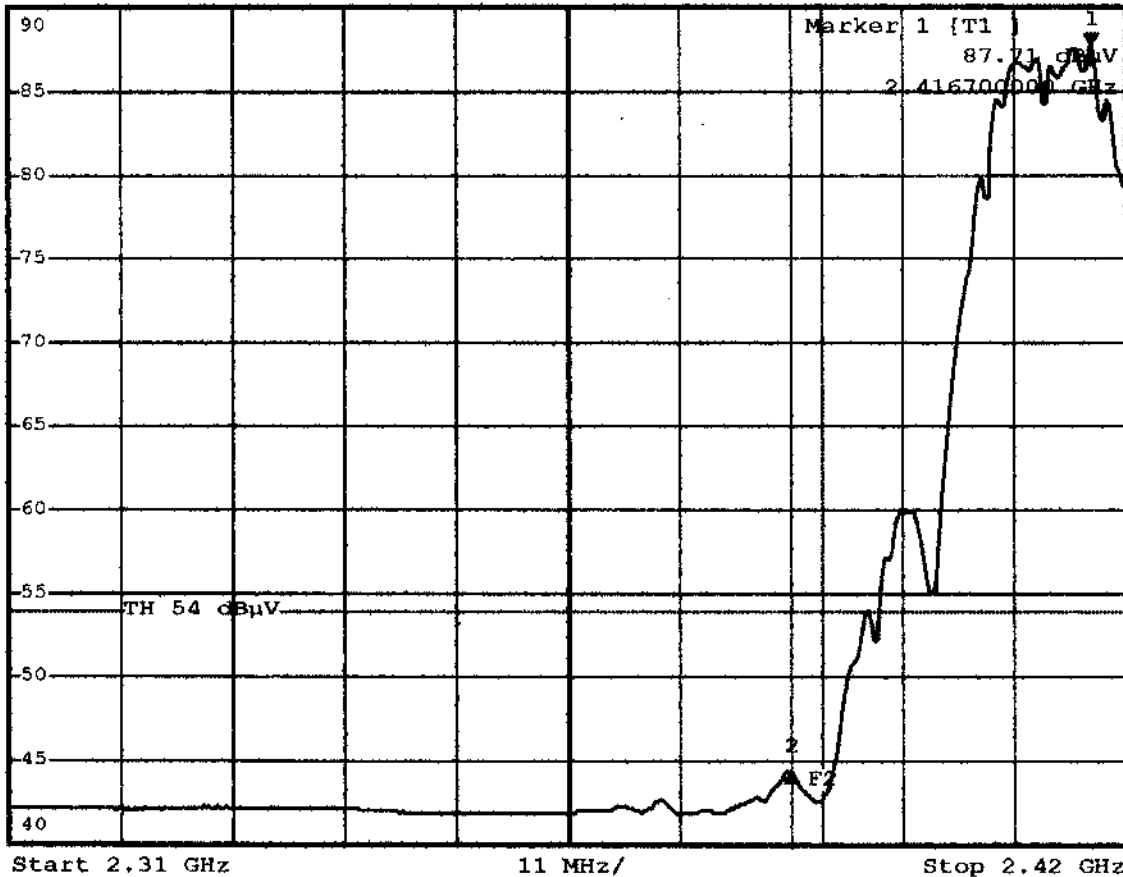




\*RBW 1 MHz      Delta 2 [T1 ]  
\*VBW 10 Hz      -43.27 dB  
SWT 28 s      -29.70000000 MHz

Ref 90 dB $\mu$ V

\*Att 0 dB



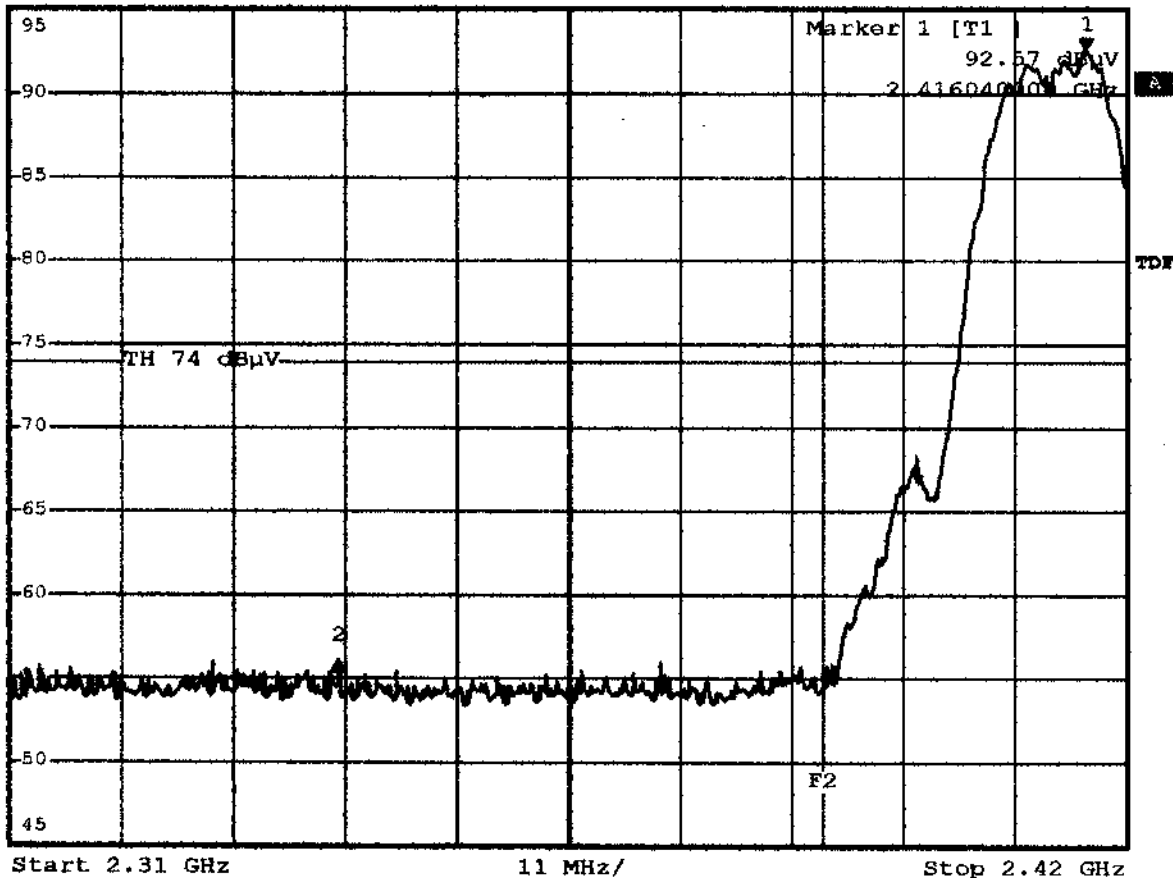
Comment A: Band-edge at low channel  
F2=2390MHz  
Date: 14.NOV.2002 14:54:43



\*RBW 1 MHz      Delta 2 [T1 ]  
\*VBW 1 MHz      -36.53 dB  
SWT 5 ms      -73.700000000 MHz

Ref 95 dB $\mu$ V

\*Att 0 dB



Comment A: Band-edge at low channel  
F2=2390MHz

Date: 14.NOV.2002 14:52:17

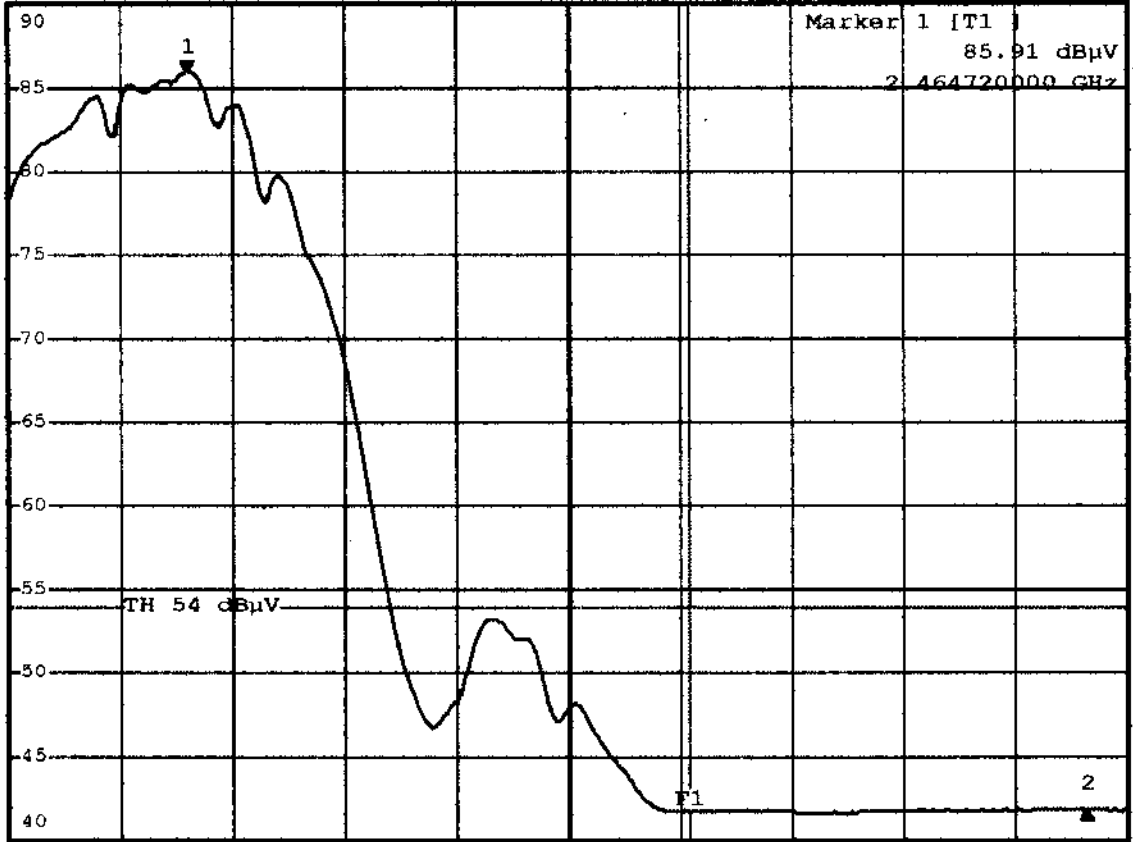


\*RBW 1 MHz      Delta 2 [T1 ]  
\*VBW 10 Hz      -43.99 dB  
SWT 10.5 s      33.768000000 MHz

Ref 90 dB $\mu$ V

\*Att 0 dB

1 FK  
MAXH



Start 2.458 GHz

4.2 MHz/

Stop 2.5 GHz

Comment A: Band-edge at high channel

F1=2483.5MHz

Date: 14.NOV.2002 15:07:19

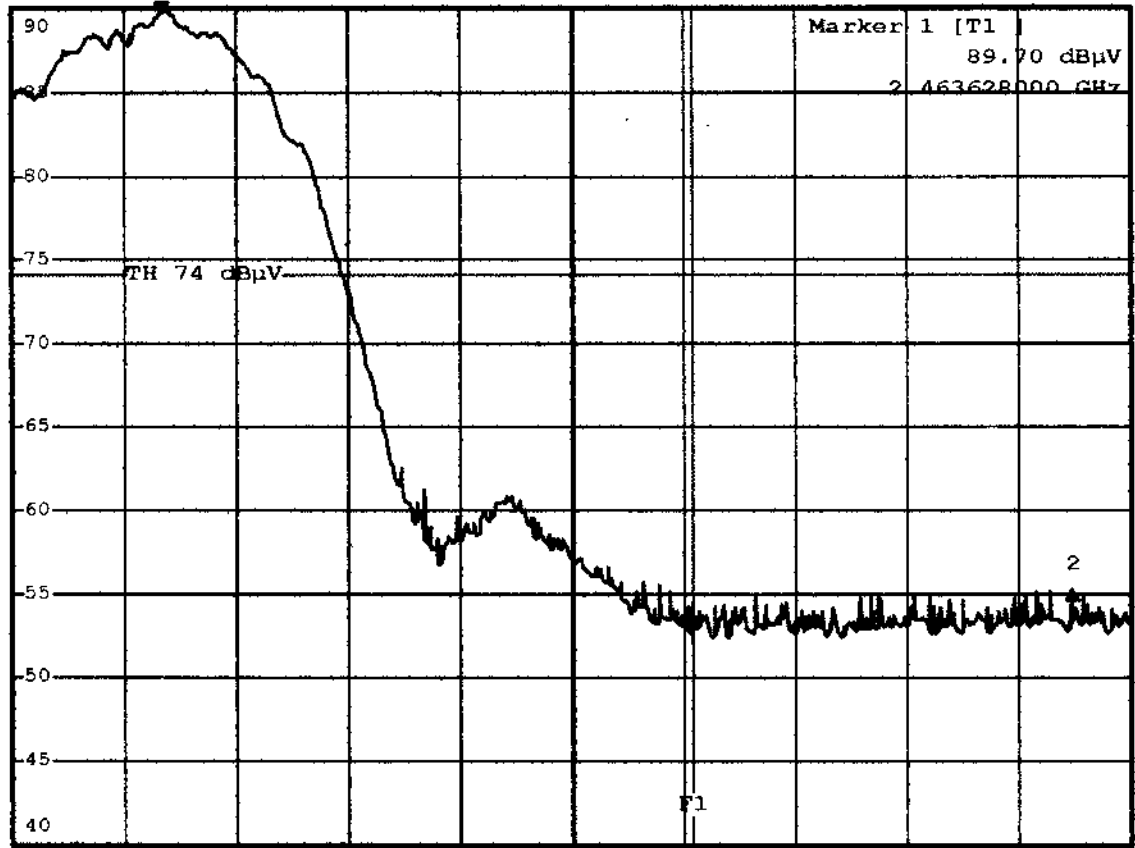


\*RBW 1 MHz      Delta 2 [T1 ]  
\*VBW 1 MHz      -34.47 dB  
SWT 2.5 ms      34.188000000 MHz

Ref 90 dB $\mu$ V

\*Att 0 dB

1 PK  
MAXH



Start 2.458 GHz

4.2 MHz/

Stop 2.5 GHz

Comment A: Band-edge at high channel ▼

F1=2483.5MHz

Date: 14.NOV.2002 15:05:51