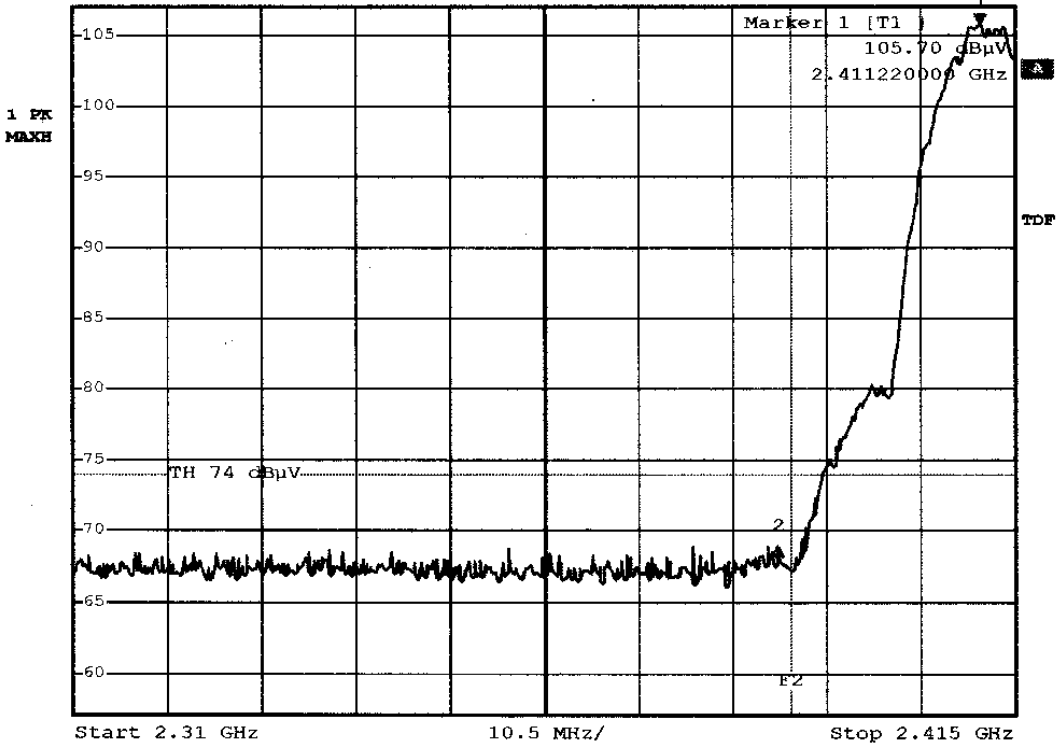




\*REW 1 MHz Delta 2 [T1 ]  
\*VW 1 MHz -36.84 dB  
Ref 107 dBuV \*Att 10 dB SWF 5 ms -22.68000000 MHz



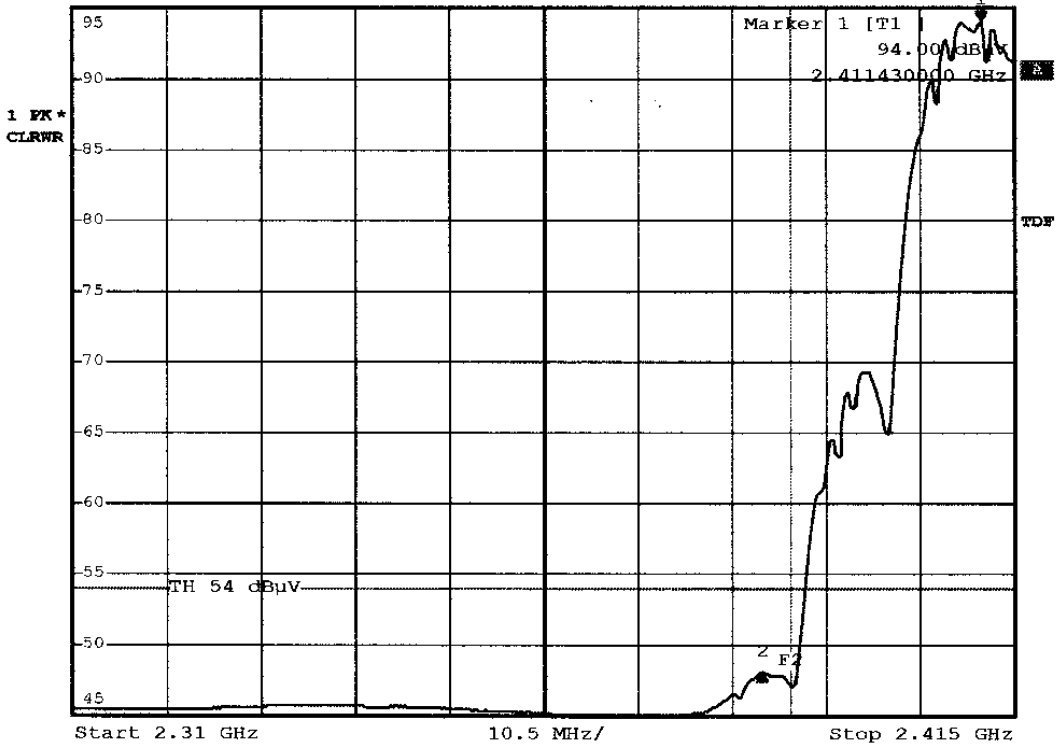
Comment A: Band-edge at low channel2  
F2=2390MHz  
Date: 5.AUG.2002 16:48:25



\*RBW 1 MHz      Delta 2 [T1 ]  
\*VBW 10 Hz      -45.85 dB  
SWT 27 s      -24.570000000 MHz

Ref 95 dBuV

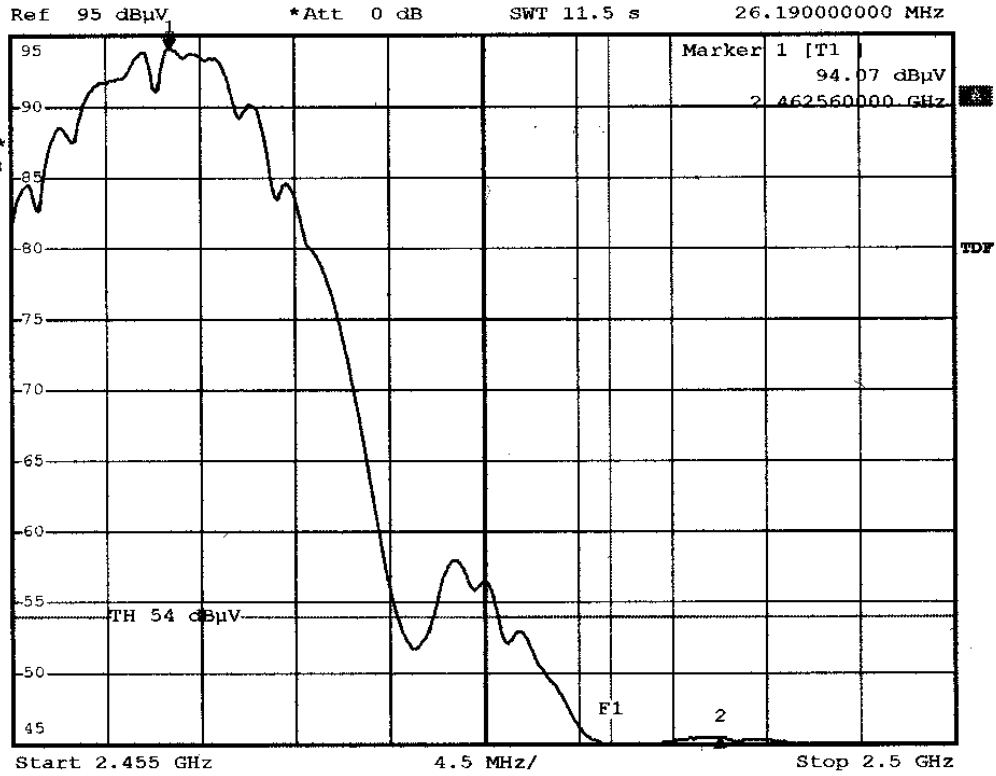
\*Att 0 dB



Comment A: Band-edge at low channel  
F2=2390MHz  
Date: 5.AUG.2002 16:44:00



\*RBW 1 MHz    Delta 2 [T1 ]  
\*VEW 10 Hz    -48.60 dB  
SWT 11.5 s    26.190000000 MHz



Comment A: Band-edge at high channel  
F1=2483.5MHz  
Date: 5.AUG.2002 17:04:27



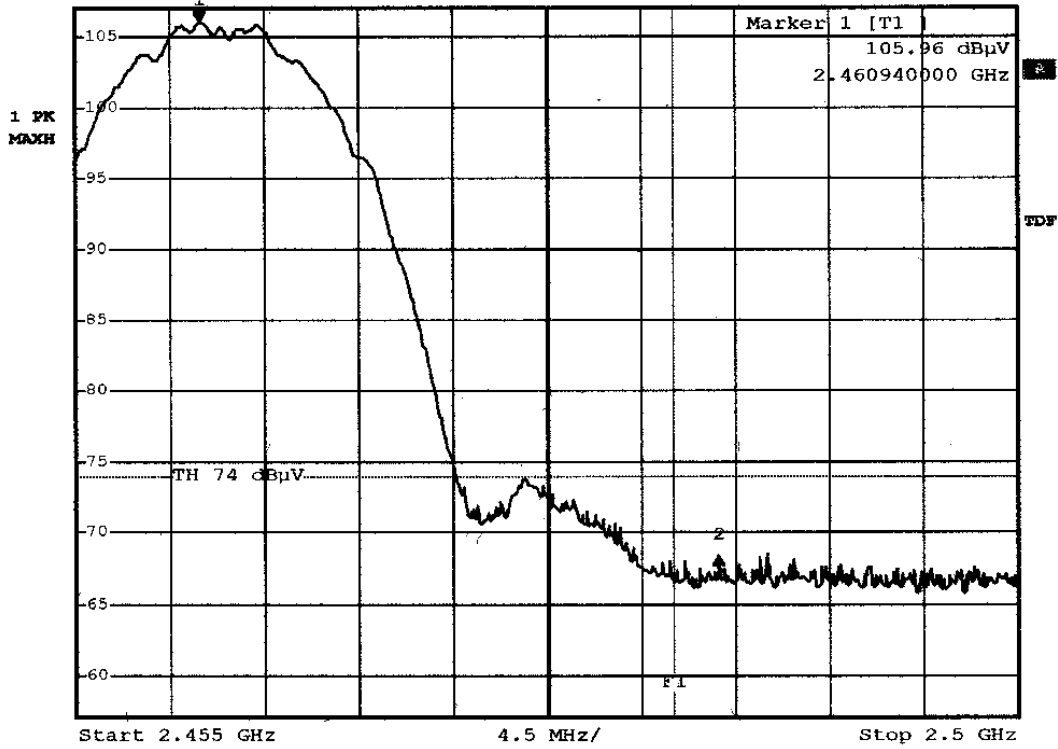
\*RBW 1 MHz      Delta 2 [T1 ]  
\*VBW 1 MHz      -37.63 dB  
SWT 2.5 ms      24.750000000 MHz

Ref 107 dBuV

\*Att 10 dB

Marker 1 [T1 ]

105.96 dBuV  
2.460940000 GHz



Comment A: Band-edge at high channel

F1=2483.5MHz

Date: 5.AUG.2002 16:54:41