

Measurement Results

No.1-3693/21-01-10_Annex_MR_A1

Test logging

This document is electronically signed and valid without handwritten signature.
For verification of the electronic signatures, the public keys can be requested at the testing laboratory.

Test/s performed:

Michael Dorongovski
Lab Manager
Radio Communications

Table of Content

EUT Information	3
Common2G4 Peak OP 3MHz/3MHz ~ BT LE 1 Msps	4
FCC Part 15.247 Bandwidth 6dB DTS ~ BT LE 1 Msps	8
FCC Part 15.247 Bandwidth 6dB DTS ~ BT LE 2 Msps	12
FCC Part 15.247 Bandwidth 99PCT-20dB ~ BT LE 1 Msps	16
FCC Part 15.247 Bandwidth 99PCT-20dB ~ BT LE 2 Msps	26
FCC Part 15.247 Maximum Peak Conducted Output Power DTS ~ BT LE 1 Msps	36
FCC Part 15.247 Maximum Peak Conducted Output Power DTS ~ BT LE 2 Msps	43
FCC Part 15.247 Peak Power Spectral Density DTS ~ BT LE 1 Msps	50
FCC Part 15.247 Peak Power Spectral Density DTS ~ BT LE 2 Msps	54
FCC Part 15.247 TX Spurious Conducted 20dBc ~ BT LE 1 Msps	58
FCC Part 15.247 TX Spurious Conducted 20dBc ~ BT LE 2 Msps	65

EUT Information

EUT DEFINITION	
Manufacturer	Rosemount
Type	Display with BLE (03031-3513-0001)
Serial Number	NI
Setup Number	1.0
Version SW	SW rev: 0.D2 (transmitter)
Version FW	rev 164 (BLE module).
Version HW	Revision: 05, Circuit diagram rev 25)
Comment 1	
Comment 2	
Temperature [°C] Min	-40
Temperature [°C] Nom	20
Temperature [°C] Max	80
Voltage [V] Min	4.5
Voltage [V] Nom	4.5
Voltage [V] Max	4.5

Common2G4 Peak OP 3MHz/3MHz ~ BT LE 1 Msps

Test References	
TC Start	09.05.2022 17:06:21
Ambit Temp [°C] Humidity [rel%]	28.0 31
System Version	3.0.6.3
Test Specification	None
Test Method	
TC Version	0.0.1
My Description	Peak Output Power conducted 3MHz/3MHz - BT LE 1 Msps
Add. Information	

EUT Common Settings BT Low Energy	
Intermodulation Value N	3
Image Freq. Low Mid High [MHz]	0 0 0
Power Class	2
1 Mbps supported	True TXpayload 255 RXpayload 255
2 Mbps supported	True TXpayload 255 RXpayload 255
Longrange S8 supported	False TXpayload 255 RXpayload 255
Longrange S2 supported	False TXpayload 255 RXpayload 255
Signaling Settings	WS_USB_RS232 HCI 14 115200 None S1 None On
Signaling RF Settings	RF1com 0 0 On
User Interaction	No
Switch Matrix & Pathcompensation enabled	Yes

Test Parameter	
Technology to test	BT LE 1 Msps
Antenna Port used	1
Temperature	nom
Voltage	nom
Frequency low to test	True Freq [MHz] 2402
Frequency mid to test	True Freq [MHz] 2440
Frequency high to test	True Freq [MHz] 2480
Auto Control enabled Power Supply Climatic Box	No No
Additional Path Loss [dB]	0.7
Switched Path	EUT - SignalingUnit - SpectrumAnalyzer

Test Equipment	
Signal analyzer,Rohde&Schwarz,FSV-30,1321.3008K30/103809,3.70	
Signaling unit,Rohde&Schwarz,CMW,1201.0002k75/102550,4.0.61	
Switch matrix,CTCadvanced,RSM-1 NI DAQ,29655273,NI	

Test at TX 2402 MHz

RESULT: Reference Power cond.

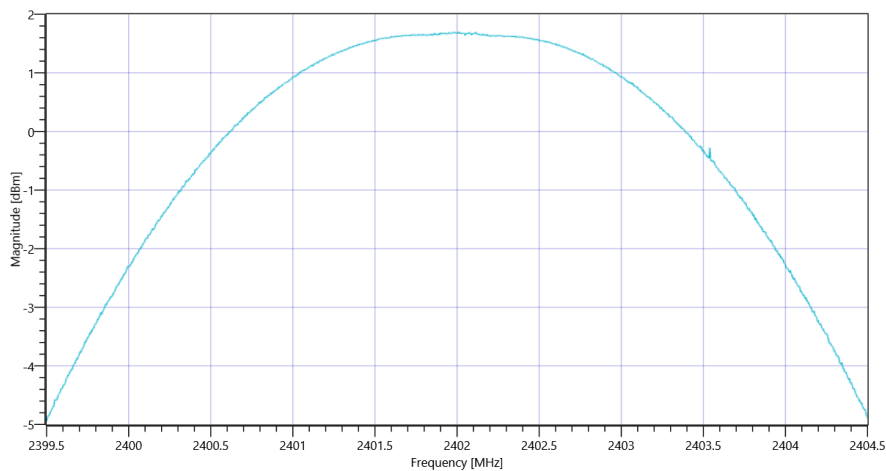
Test Description	Lower Limit	Upper Limit	Measured	Unit	Verdict
Ref. Power 1MHz/1MHz cond.	---	---	1.70	dBm	INFO
Ref. Frequency	---	---	2401.800	MHz	INFO

READ SA SETTINGS:

RefLevel [dBm] RefLevelOffset [dB] InpAtt [dB]	11.70 10.79 20
Start [MHz] Stop [MHz]	2399.500 2404.500
RBW [MHz] VBW [MHz]	3.000000 3.000000
Detector TraceMode	POS MAXH
Sweep: Time [ms] Count Points per Section Type	1000 10 1001 SWE

RESULT

Test Description	Lower Limit	Upper Limit	Measured	Unit	Verdict
Peak Power	---	---	1.69	dBm	INFO
Peak Power	---	---	1.475707	mW	INFO
Frequency at Peak	---	---	2401.985	MHz	INFO



Common2G4 Peak OP 3MHz-3MHz ~ BT LE 1 Msps

Test at TX 2440 MHz

RESULT: Reference Power cond.

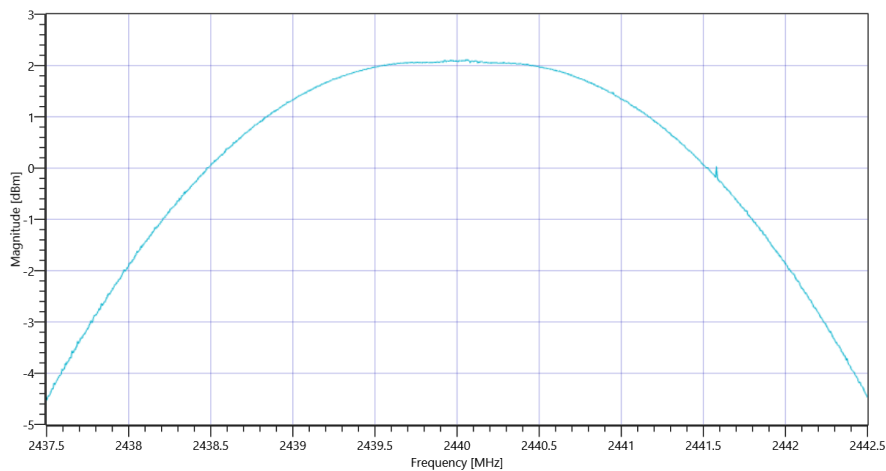
Test Description	Lower Limit	Upper Limit	Measured	Unit	Verdict
Ref. Power 1MHz/1MHz cond.	---	---	2.06	dBm	INFO
Ref. Frequency	---	---	2439.800	MHz	INFO

READ SA SETTINGS:

RefLevel [dBm] RefLevelOffset [dB] InpAtt [dB]	12.06 10.8 20
Start [MHz] Stop [MHz]	2437.500 2442.500
RBW [MHz] VBW [MHz]	3.000000 3.000000
Detector TraceMode	POS MAXH
Sweep: Time [ms] Count Points per Section Type	1000 10 1001 SWE

RESULT

Test Description	Lower Limit	Upper Limit	Measured	Unit	Verdict
Peak Power	---	---	2.12	dBm	INFO
Peak Power	---	---	1.629296	mW	INFO
Frequency at Peak	---	---	2440.055	MHz	INFO



Common2G4 Peak OP 3MHz-3MHz ~ BT LE 1 Msps

Test at TX 2480 MHz

RESULT: Reference Power cond.

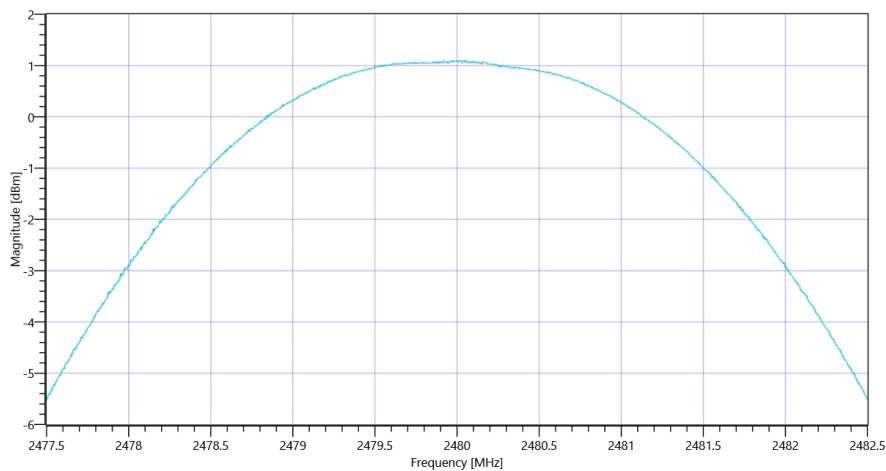
Test Description	Lower Limit	Upper Limit	Measured	Unit	Verdict
Ref. Power 1MHz/1MHz cond.	---	---	1.06	dBm	INFO
Ref. Frequency	---	---	2479.800	MHz	INFO

READ SA SETTINGS:

RefLevel [dBm] RefLevelOffset [dB] InpAtt [dB]	11.06 10.85 20
Start [MHz] Stop [MHz]	2477.500 2482.500
RBW [MHz] VBW [MHz]	3.000000 3.000000
Detector TraceMode	POS MAXH
Sweep: Time [ms] Count Points per Section Type	1000 10 1001 SWE

RESULT

Test Description	Lower Limit	Upper Limit	Measured	Unit	Verdict
Peak Power	---	---	1.11	dBm	INFO
Peak Power	---	---	1.291219	mW	INFO
Frequency at Peak	---	---	2480.02	MHz	INFO



Common2G4 Peak OP 3MHz-3MHz ~ BT LE 1 Msps

General verdict

PASS

FCC Part 15.247 Bandwidth 6dB DTS ~ BT LE 1 Msps

Test References	
TC Start	09.05.2022 17:17:05
Ambit Temp [°C] Humidity [rel%]	27.6 31
System Version	3.0.6.3
Test Specification	FCC Part 15.247
Test Method	99
TC Version	0.0.1
My Description	FCC 15.247 Bandwidth 6dB DTS - BT LE 1 Msps
Add. Information	

EUT Common Settings BT Low Energy	
Intermodulation Value N	3
Image Freq. Low Mid High [MHz]	0 0 0
Power Class	2
1 Mbps supported	True TXpayload 255 RXpayload 255
2 Mbps supported	True TXpayload 255 RXpayload 255
Longrange S8 supported	False TXpayload 255 RXpayload 255
Longrange S2 supported	False TXpayload 255 RXpayload 255
Signaling Settings	WS_USB_RS232 HCI 14 115200 None S1 None On
Signaling RF Settings	RF1com 0 0 On
User Interaction	No
Switch Matrix & Pathcompensation enabled	Yes

Test Parameter	
Technology to test	BT LE 1 Msps
Antenna Port used	1
Temperature	nom
Voltage	nom
Frequency low to test	True Freq [MHz] 2402
Frequency mid to test	True Freq [MHz] 2440
Frequency high to test	True Freq [MHz] 2480
Auto Control enabled Power Supply Climatic Box	No No
Additional Path Loss [dB]	0.7
Switched Path	EUT - SignalingUnit - SpectrumAnalyzer

Test Equipment	
Signal analyzer,Rohde&Schwarz,FSV-30,1321.3008K30/103809,3.70	
Signaling unit,Rohde&Schwarz,CMW,1201.0002k75/102550,4.0.61	
Switch matrix,CTCadvanced,RSM-1 NI DAQ,29655273,NI	

Test at TX 2402 MHz

RESULT: Reference Power cond.

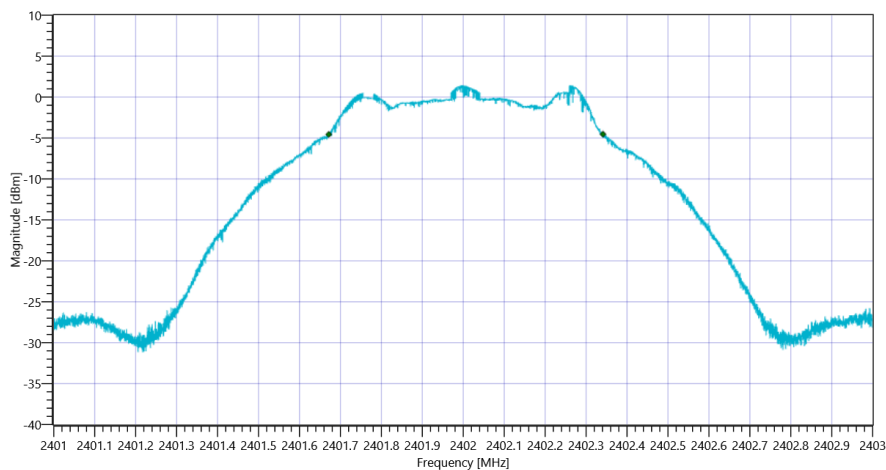
Test Description	Lower Limit	Upper Limit	Measured	Unit	Verdict
Ref. Power 1MHz/1MHz cond.	---	---	1.69	dBm	INFO
Ref. Frequency	---	---	2401.800	MHz	INFO

READ SA SETTINGS:

RefLevel [dBm] RefLevelOffset [dB] InpAtt [dB]	6.69 10.79 15
Start [MHz] Stop [MHz]	2401.000 2403.000
RBW [MHz] VBW [MHz]	0.100000 0.300000
Detector TraceMode	POS MAXH
Sweep: Time [ms] Count Points per Section Type	50 200 10001 SWE

RESULT

Test Description	Lower Limit	Upper Limit	Measured	Unit	Verdict
DTS Bandwidth (6dB)	500	---	670	kHz	PASS



FCC Part 15.247 Bandwidth 6dB DTS ~ BT LE 1 Msps

Test at TX 2440 MHz

RESULT: Reference Power cond.

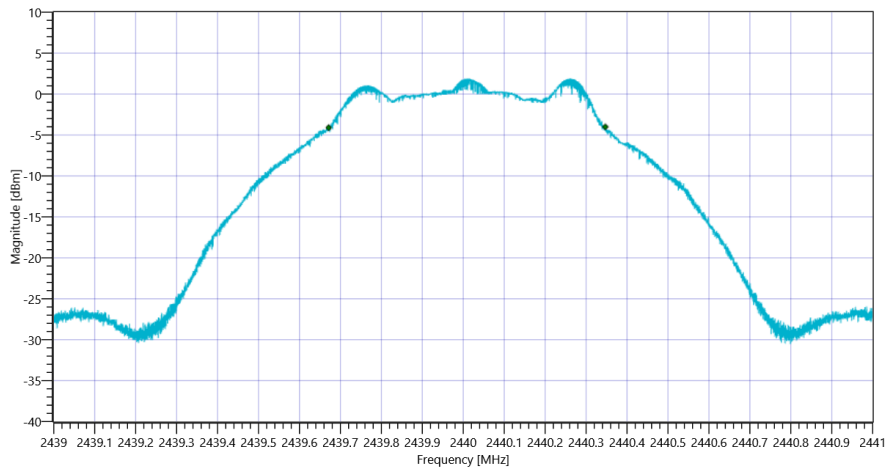
Test Description	Lower Limit	Upper Limit	Measured	Unit	Verdict
Ref. Power 1MHz/1MHz cond.	---	---	2.06	dBm	INFO
Ref. Frequency	---	---	2439.800	MHz	INFO

READ SA SETTINGS:

RefLevel [dBm] RefLevelOffset [dB] InpAtt [dB]	7.06 10.8 15
Start [MHz] Stop [MHz]	2439.000 2441.000
RBW [MHz] VBW [MHz]	0.100000 0.300000
Detector TraceMode	POS MAXH
Sweep: Time [ms] Count Points per Section Type	50 200 10001 SWE

RESULT

Test Description	Lower Limit	Upper Limit	Measured	Unit	Verdict
DTS Bandwidth (6dB)	500	---	676	kHz	PASS



FCC Part 15.247 Bandwidth 6dB DTS ~ BT LE 1 Msps

Test at TX 2480 MHz

RESULT: Reference Power cond.

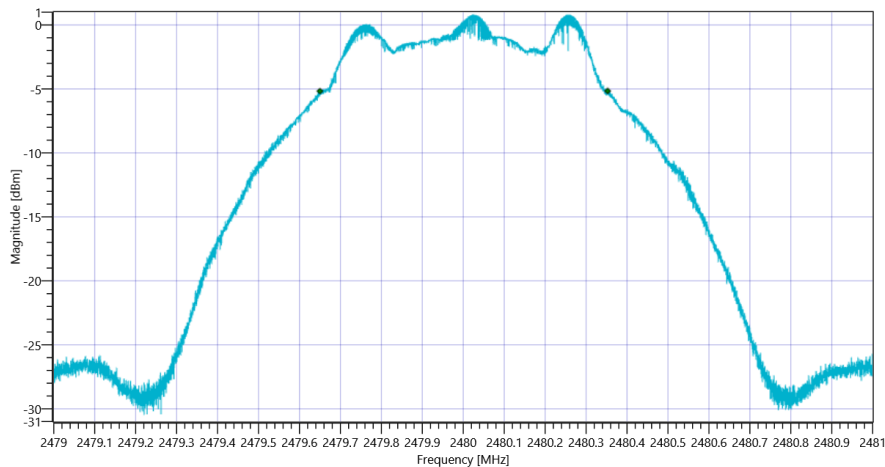
Test Description	Lower Limit	Upper Limit	Measured	Unit	Verdict
Ref. Power 1MHz/1MHz cond.	---	---	1.03	dBm	INFO
Ref. Frequency	---	---	2479.800	MHz	INFO

READ SA SETTINGS:

RefLevel [dBm] RefLevelOffset [dB] InpAtt [dB]	6.03 10.85 15
Start [MHz] Stop [MHz]	2479.000 2481.000
RBW [MHz] VBW [MHz]	0.100000 0.300000
Detector TraceMode	POS MAXH
Sweep: Time [ms] Count Points per Section Type	50 200 10001 SWE

RESULT

Test Description	Lower Limit	Upper Limit	Measured	Unit	Verdict
DTS Bandwidth (6dB)	500	---	703	kHz	PASS



FCC Part 15.247 Bandwidth 6dB DTS ~ BT LE 1 Msp

General verdict

PASS

FCC Part 15.247 Bandwidth 6dB DTS ~ BT LE 2 Msps

Test References	
TC Start	09.05.2022 17:49:25
Ambit Temp [°C] Humidity [rel%]	27.1 32
System Version	3.0.6.3
Test Specification	FCC Part 15.247
Test Method	99
TC Version	0.0.1
My Description	FCC 15.247 Bandwidth 6dB DTS - BT LE 2 Msps
Add. Information	

EUT Common Settings BT Low Energy	
Intermodulation Value N	3
Image Freq. Low Mid High [MHz]	0 0 0
Power Class	2
1 Mbps supported	True TXpayload 255 RXpayload 255
2 Mbps supported	True TXpayload 255 RXpayload 255
Longrange S8 supported	False TXpayload 255 RXpayload 255
Longrange S2 supported	False TXpayload 255 RXpayload 255
Signaling Settings	WS_USB_RS232 HCI 14 115200 None S1 None On
Signaling RF Settings	RF1com 0 0 On
User Interaction	No
Switch Matrix & Pathcompensation enabled	Yes

Test Parameter	
Technology to test	BT LE 2 Msps
Antenna Port used	1
Temperature	nom
Voltage	nom
Frequency low to test	True Freq [MHz] 2404
Frequency mid to test	True Freq [MHz] 2440
Frequency high to test	True Freq [MHz] 2478
Auto Control enabled Power Supply Climatic Box	No No
Additional Path Loss [dB]	0.7
Switched Path	EUT - SignalingUnit - SpectrumAnalyzer

Test Equipment	
Signal analyzer,Rohde&Schwarz,FSV-30,1321.3008K30/103809,3.70	
Signaling unit,Rohde&Schwarz,CMW,1201.0002k75/102550,4.0.61	
Switch matrix,CTCadvanced,RSM-1 NI DAQ,29655273,NI	

Test at TX 2404 MHz

RESULT: Reference Power cond.

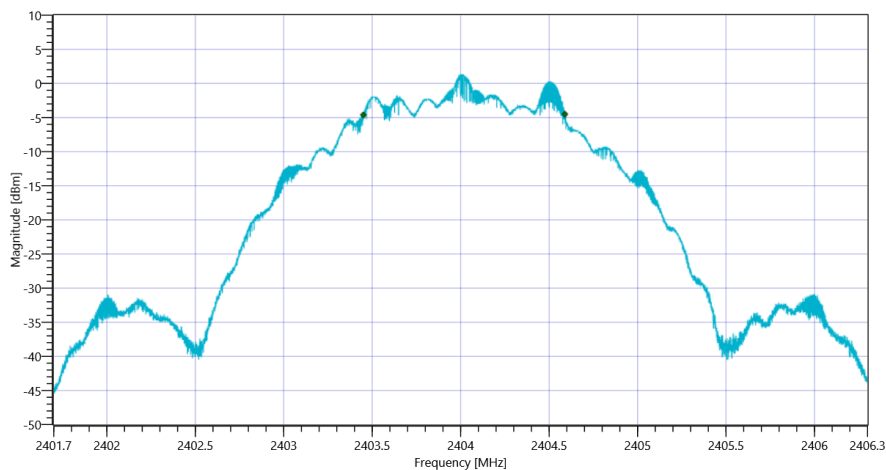
Test Description	Lower Limit	Upper Limit	Measured	Unit	Verdict
Ref. Power 1MHz/1MHz cond.	---	---	1.66	dBm	INFO
Ref. Frequency	---	---	2403.500	MHz	INFO

READ SA SETTINGS:

RefLevel [dBm] RefLevelOffset [dB] InpAtt [dB]	6.66 10.8 15
Start [MHz] Stop [MHz]	2401.700 2406.300
RBW [MHz] VBW [MHz]	0.100000 0.300000
Detector TraceMode	POS MAXH
Sweep: Time [ms] Count Points per Section Type	50 200 10001 SWE

RESULT

Test Description	Lower Limit	Upper Limit	Measured	Unit	Verdict
DTS Bandwidth (6dB)	500	---	1139	kHz	PASS



FCC Part 15.247 Bandwidth 6dB DTS ~ BT LE 2 Msps

Test at TX 2440 MHz

RESULT: Reference Power cond.

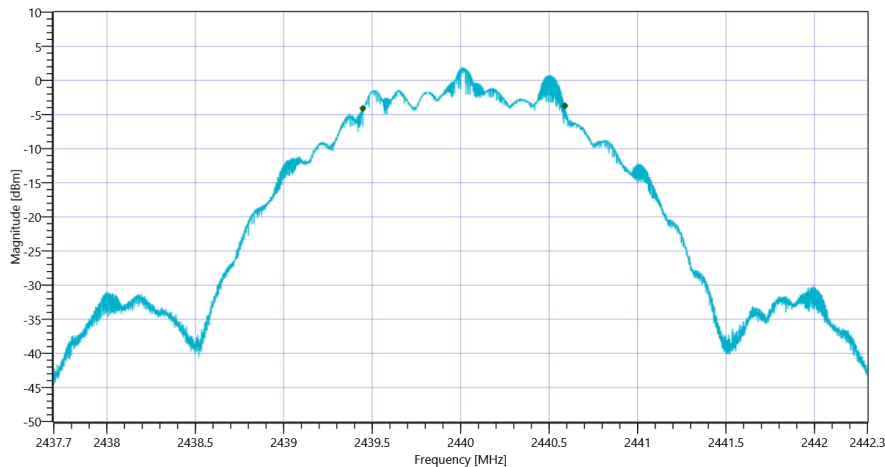
Test Description	Lower Limit	Upper Limit	Measured	Unit	Verdict
Ref. Power 1MHz/1MHz cond.	---	---	2.09	dBm	INFO
Ref. Frequency	---	---	2439.500	MHz	INFO

READ SA SETTINGS:

RefLevel [dBm] RefLevelOffset [dB] InpAtt [dB]	7.09 10.8 15
Start [MHz] Stop [MHz]	2437.700 2442.300
RBW [MHz] VBW [MHz]	0.100000 0.300000
Detector TraceMode	POS MAXH
Sweep: Time [ms] Count Points per Section Type	50 200 10001 SWE

RESULT

Test Description	Lower Limit	Upper Limit	Measured	Unit	Verdict
DTS Bandwidth (6dB)	500	---	1143	kHz	PASS



FCC Part 15.247 Bandwidth 6dB DTS ~ BT LE 2 Msps

Test at TX 2478 MHz

RESULT: Reference Power cond.

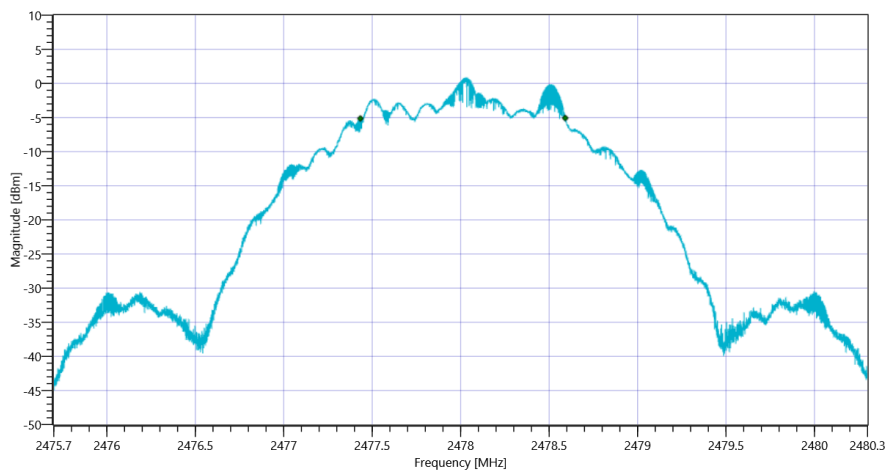
Test Description	Lower Limit	Upper Limit	Measured	Unit	Verdict
Ref. Power 1MHz/1MHz cond.	---	---	1.12	dBm	INFO
Ref. Frequency	---	---	2478.500	MHz	INFO

READ SA SETTINGS:

RefLevel [dBm] RefLevelOffset [dB] InpAtt [dB]	6.12 10.85 15
Start [MHz] Stop [MHz]	2475.700 2480.300
RBW [MHz] VBW [MHz]	0.100000 0.300000
Detector TraceMode	POS MAXH
Sweep: Time [ms] Count Points per Section Type	50 200 10001 SWE

RESULT

Test Description	Lower Limit	Upper Limit	Measured	Unit	Verdict
DTS Bandwidth (6dB)	500	---	1158	kHz	PASS



FCC Part 15.247 Bandwidth 6dB DTS ~ BT LE 2 MspS

General verdict

PASS

FCC Part 15.247 Bandwidth 99PCT-20dB ~ BT LE 1 Msp

Test References	
TC Start	09.05.2022 17:20:46
Ambit Temp [°C] Humidity [rel%]	27.4 31
System Version	3.0.6.3
Test Specification	FCC Part 15.247
Test Method	
TC Version	0.0.2
My Description	FCC 15.247 Bandwidth 99PCT-20dB DTS - BT LE 1 Msp
Add. Information	

EUT Common Settings BT Low Energy	
Intermodulation Value N	3
Image Freq. Low Mid High [MHz]	0 0 0
Power Class	2
1 Mbps supported	True TXpayload 255 RXpayload 255
2 Mbps supported	True TXpayload 255 RXpayload 255
Longrange S8 supported	False TXpayload 255 RXpayload 255
Longrange S2 supported	False TXpayload 255 RXpayload 255
Signaling Settings	WS_USB_RS232 HCI 14 115200 None S1 None On
Signaling RF Settings	RF1com 0 0 On
User Interaction	No
Switch Matrix & Pathcompensation enabled	Yes

Test Parameter	
Technology to test	BT LE 1 Msp
Antenna Port used	1
Temperature	nom
Voltage	nom
Frequency low to test	True Freq [MHz] 2402
Frequency mid to test	True Freq [MHz] 2440
Frequency high to test	True Freq [MHz] 2480
Auto Control enabled Power Supply Climatic Box	No No
Additional Path Loss [dB]	0.7
Switched Path	EUT - SignalingUnit - SpectrumAnalyzer

Test Equipment	
Signal analyzer,Rohde&Schwarz,FSV-30,1321.3008K30/103809,3.70	
Signaling unit,Rohde&Schwarz,CMW,1201.0002k75/102550,4.0.61	
Switch matrix,CTCadvanced,RSM-1 NI DAQ,29655273,NI	

Test at TX 2402 MHz

RESULT: Reference Power cond.

Test Description	Lower Limit	Upper Limit	Measured	Unit	Verdict
Ref. Power 1MHz/1MHz cond.	---	---	1.69	dBm	INFO
Ref. Frequency	---	---	2402.200	MHz	INFO

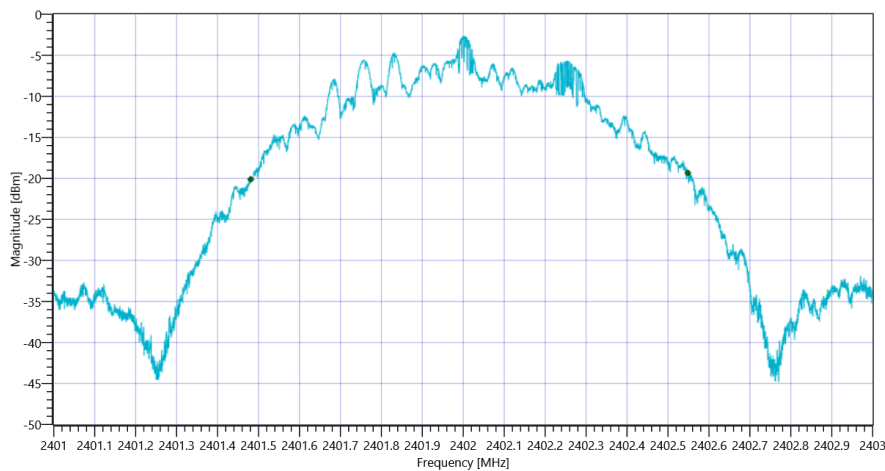
READ SA SETTINGS:

RefLevel [dBm] RefLevelOffset [dB] InpAtt [dB]	6.69 10.79 15
Start [MHz] Stop [MHz]	2401.000 2403.000
RBW [MHz] VBW [MHz]	0.020000 0.100000
Detector TraceMode	POS MAXH
Sweep: Time [ms] Count Points per Section Type	50 200 10001 SWE

RESULT

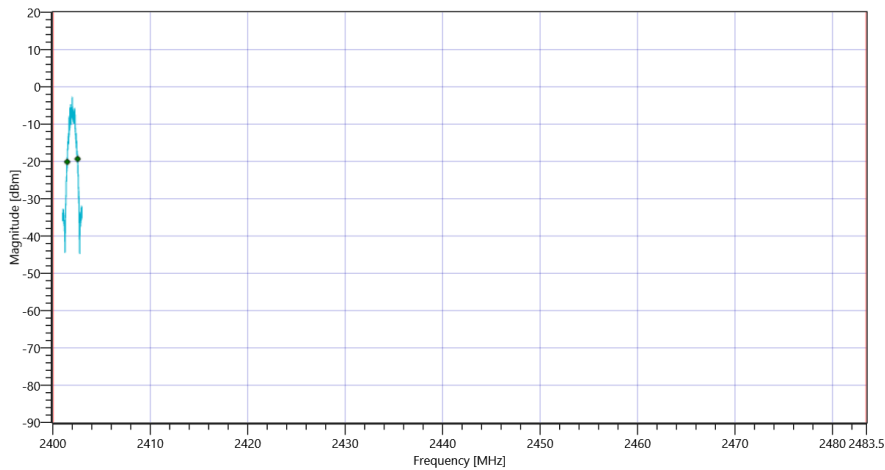
Test Description	Lower Limit	Upper Limit	Measured	Unit	Verdict
Bandwidth 99%	---	---	1067.493	kHz	INFO
T1 99%	2400.000000	---	2401.4809	MHz	PASS
T2 99%	---	2483.500000	2402.5483	MHz	PASS

Plot: Bandwidth only



FCC Part 15.247 Bandwidth 99PCT-20dB ~ BT LE 1 Msps 99PCT

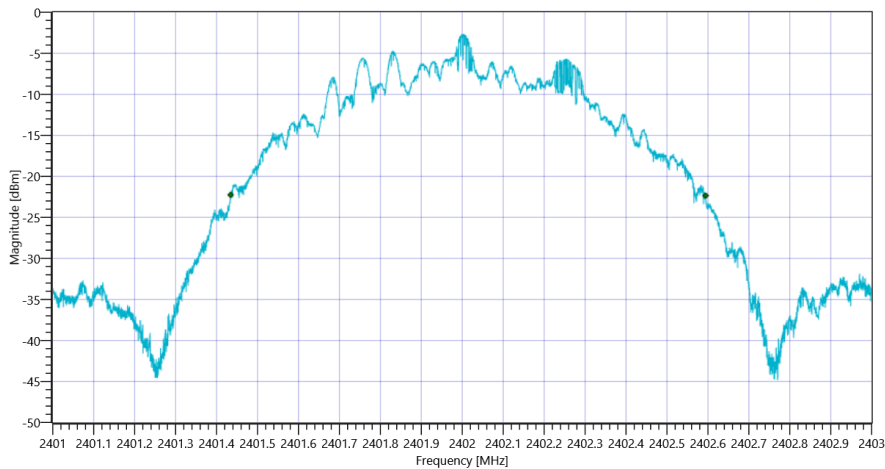
Plot: Bandwidth within Band



FCC Part 15.247 Bandwidth 99PCT-20dB ~ BT LE 1 Msp

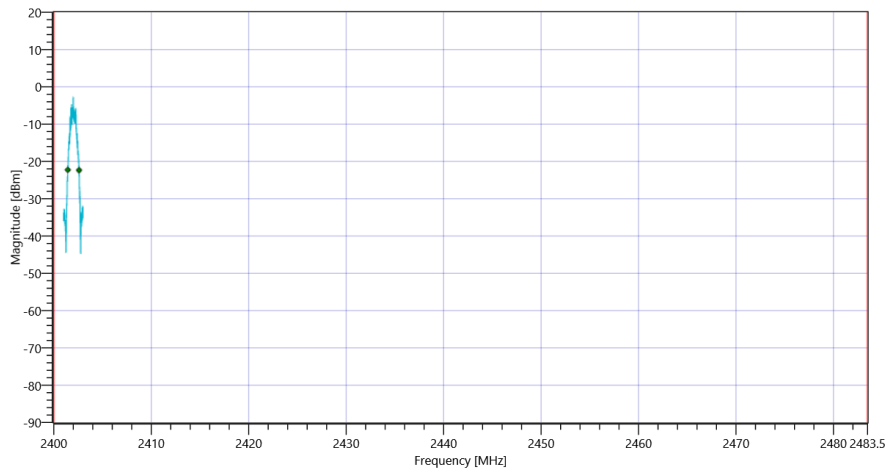
RESULT						
Test Description	Lower Limit	Upper Limit	Measured	Unit	Verdict	
Bandwidth 20dB	---	---	1160	kHz	INFO	
T1 20dB	2400.000000	---	2401.4342	MHz	PASS	
T2 20dB	---	2483.500000	2402.5942	MHz	PASS	

Plot: Bandwidth only



FCC Part 15.247 Bandwidth 99PCT-20dB ~ BT LE 1 Msp 20dB

Plot: Bandwidth within Band



FCC Part 15.247 Bandwidth 99PCT-20dB ~ BT LE 1 Msps

Test at TX 2440 MHz

RESULT: Reference Power cond.

Test Description	Lower Limit	Upper Limit	Measured	Unit	Verdict
Ref. Power 1MHz/1MHz cond.	---	---	2.10	dBm	INFO
Ref. Frequency	---	---	2440.200	MHz	INFO

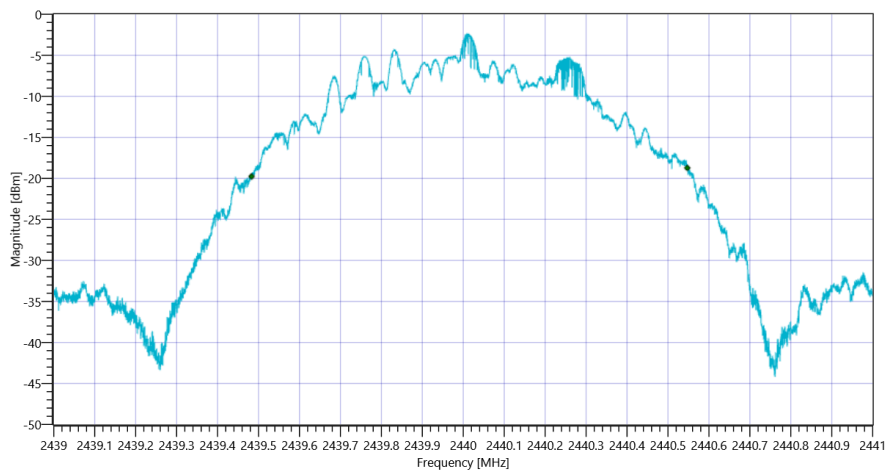
READ SA SETTINGS:

RefLevel [dBm] RefLevelOffset [dB] InpAtt [dB]	7.10 10.8 15
Start [MHz] Stop [MHz]	2439.000 2441.000
RBW [MHz] VBW [MHz]	0.020000 0.100000
Detector TraceMode	POS MAXH
Sweep: Time [ms] Count Points per Section Type	50 200 10001 SWE

RESULT

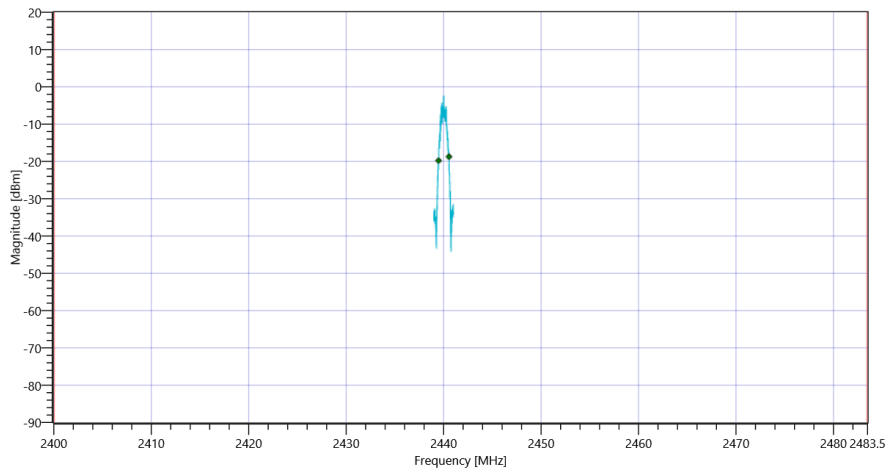
Test Description	Lower Limit	Upper Limit	Measured	Unit	Verdict
Bandwidth 99%	---	---	1064.094	kHz	INFO
T1 99%	2400.000000	---	2439.4831	MHz	PASS
T2 99%	---	2483.500000	2440.5471	MHz	PASS

Plot: Bandwidth only



FCC Part 15.247 Bandwidth 99PCT-20dB ~ BT LE 1 Msps 99PCT

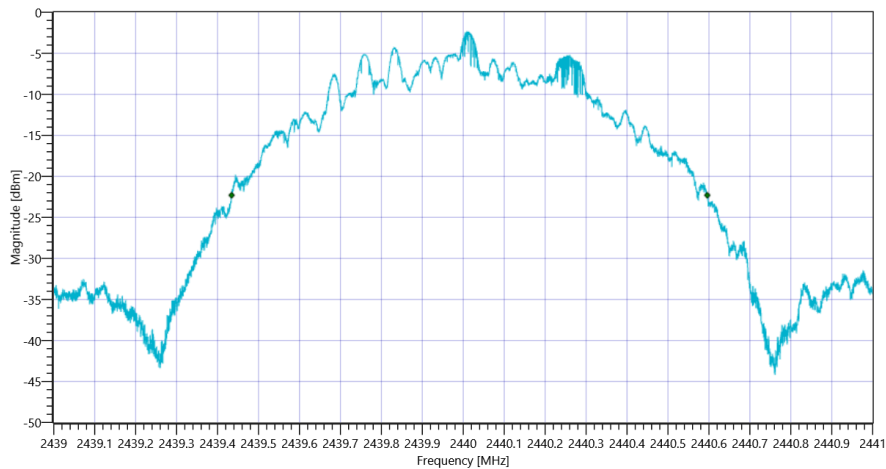
Plot: Bandwidth within Band



FCC Part 15.247 Bandwidth 99PCT-20dB ~ BT LE 1 Msp

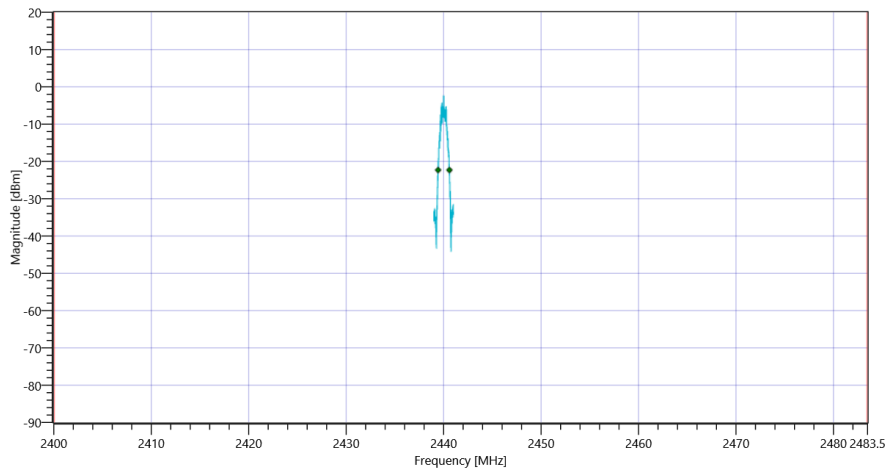
RESULT						
Test Description	Lower Limit	Upper Limit	Measured	Unit	Verdict	
Bandwidth 20dB	---	---	1162	kHz	INFO	
T1 20dB	2400.000000	---	2439.4342	MHz	PASS	
T2 20dB	---	2483.500000	2440.5960	MHz	PASS	

Plot: Bandwidth only



FCC Part 15.247 Bandwidth 99PCT-20dB ~ BT LE 1 Msp 20dB

Plot: Bandwidth within Band



FCC Part 15.247 Bandwidth 99PCT-20dB ~ BT LE 1 Msp

Test at TX 2480 MHz

RESULT: Reference Power cond.

Test Description	Lower Limit	Upper Limit	Measured	Unit	Verdict
Ref. Power 1MHz/1MHz cond.	---	---	1.05	dBm	INFO
Ref. Frequency	---	---	2479.800	MHz	INFO

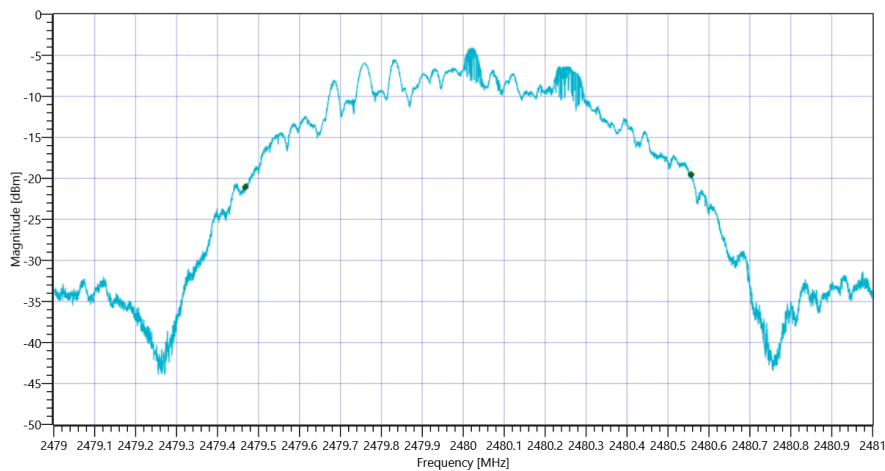
READ SA SETTINGS:

RefLevel [dBm] RefLevelOffset [dB] InpAtt [dB]	6.05 10.85 15
Start [MHz] Stop [MHz]	2479.000 2481.000
RBW [MHz] VBW [MHz]	0.020000 0.100000
Detector TraceMode	POS MAXH
Sweep: Time [ms] Count Points per Section Type	50 200 10001 SWE

RESULT

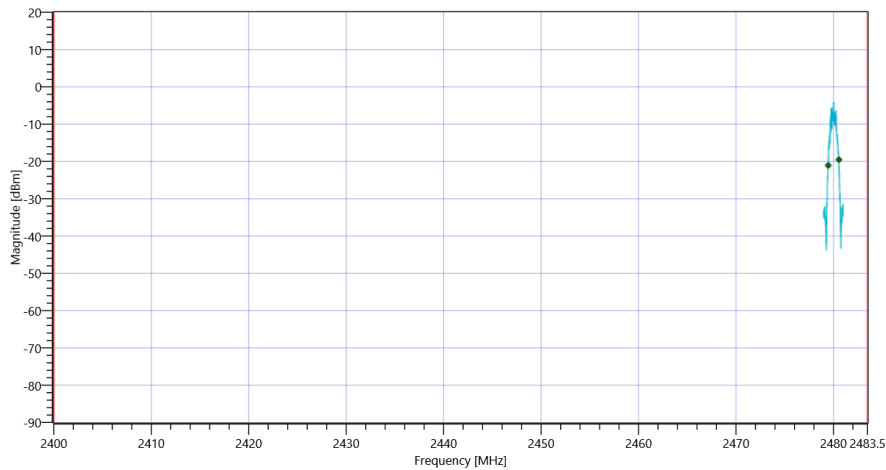
Test Description	Lower Limit	Upper Limit	Measured	Unit	Verdict
Bandwidth 99%	---	---	1088.491	kHz	INFO
T1 99%	2400.000000	---	2479.4681	MHz	PASS
T2 99%	---	2483.500000	2480.5565	MHz	PASS

Plot: Bandwidth only



FCC Part 15.247 Bandwidth 99PCT-20dB ~ BT LE 1 Msps 99PCT

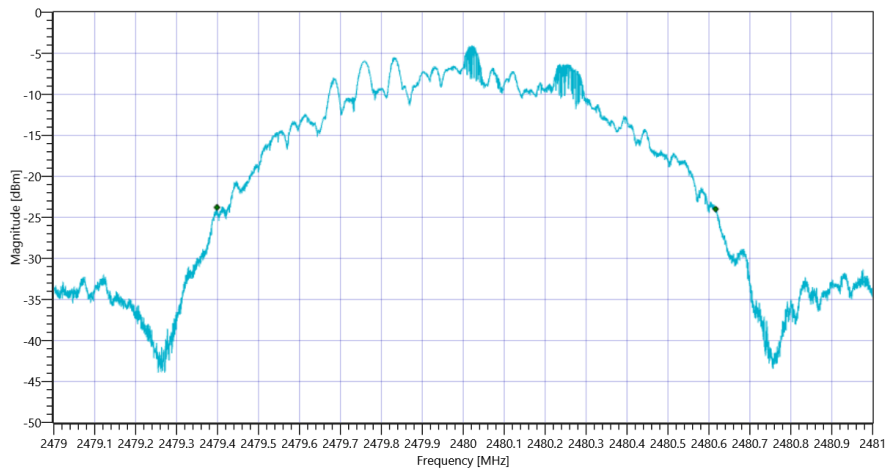
Plot: Bandwidth within Band



FCC Part 15.247 Bandwidth 99PCT-20dB ~ BT LE 1 Msp

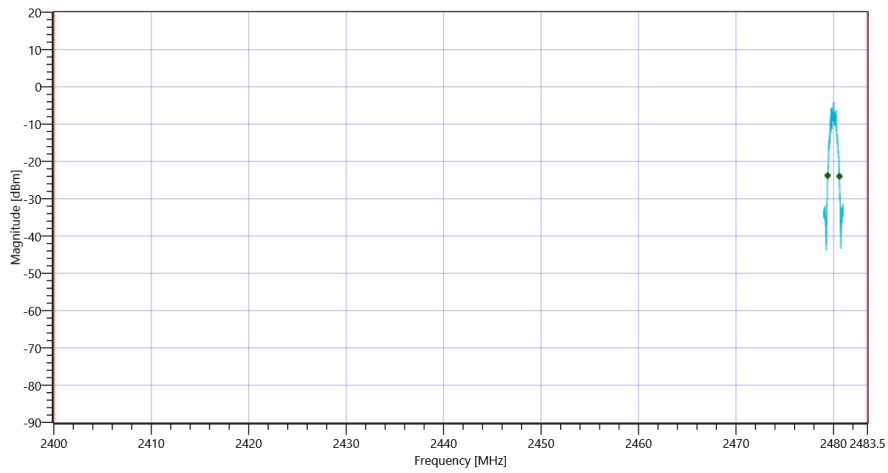
RESULT						
Test Description	Lower Limit	Upper Limit	Measured	Unit	Verdict	
Bandwidth 20dB	---	---	1218	kHz	INFO	
T1 20dB	2400.000000	---	2479.3984	MHz	PASS	
T2 20dB	---	2483.500000	2480.6162	MHz	PASS	

Plot: Bandwidth only



FCC Part 15.247 Bandwidth 99PCT-20dB ~ BT LE 1 Msp 20dB

Plot: Bandwidth within Band



FCC Part 15.247 Bandwidth 99PCT-20dB ~ BT LE 1 Msps

General verdict

PASS

FCC Part 15.247 Bandwidth 99PCT-20dB ~ BT LE 2 Msps

Test References	
TC Start	09.05.2022 17:53:08
Ambit Temp [°C] Humidity [rel%]	27.2 32
System Version	3.0.6.3
Test Specification	FCC Part 15.247
Test Method	
TC Version	0.0.2
My Description	FCC 15.247 Bandwidth 99PCT-20dB DTS - BT LE 2 Msps
Add. Information	

EUT Common Settings BT Low Energy	
Intermodulation Value N	3
Image Freq. Low Mid High [MHz]	0 0 0
Power Class	2
1 Mbps supported	True TXpayload 255 RXpayload 255
2 Mbps supported	True TXpayload 255 RXpayload 255
Longrange S8 supported	False TXpayload 255 RXpayload 255
Longrange S2 supported	False TXpayload 255 RXpayload 255
Signaling Settings	WS_USB_RS232 HCI 14 115200 None S1 None On
Signaling RF Settings	RF1com 0 0 On
User Interaction	No
Switch Matrix & Pathcompensation enabled	Yes

Test Parameter	
Technology to test	BT LE 2 Msps
Antenna Port used	1
Temperature	nom
Voltage	nom
Frequency low to test	True Freq [MHz] 2404
Frequency mid to test	True Freq [MHz] 2440
Frequency high to test	True Freq [MHz] 2478
Auto Control enabled Power Supply Climatic Box	No No
Additional Path Loss [dB]	0.7
Switched Path	EUT - SignalingUnit - SpectrumAnalyzer

Test Equipment	
Signal analyzer,Rohde&Schwarz,FSV-30,1321.3008K30/103809,3.70	
Signaling unit,Rohde&Schwarz,CMW,1201.0002k75/102550,4.0.61	
Switch matrix,CTCadvanced,RSM-1 NI DAQ,29655273,NI	

Test at TX 2404 MHz

RESULT: Reference Power cond.

Test Description	Lower Limit	Upper Limit	Measured	Unit	Verdict
Ref. Power 1MHz/1MHz cond.	---	---	1.65	dBm	INFO
Ref. Frequency	---	---	2403.500	MHz	INFO

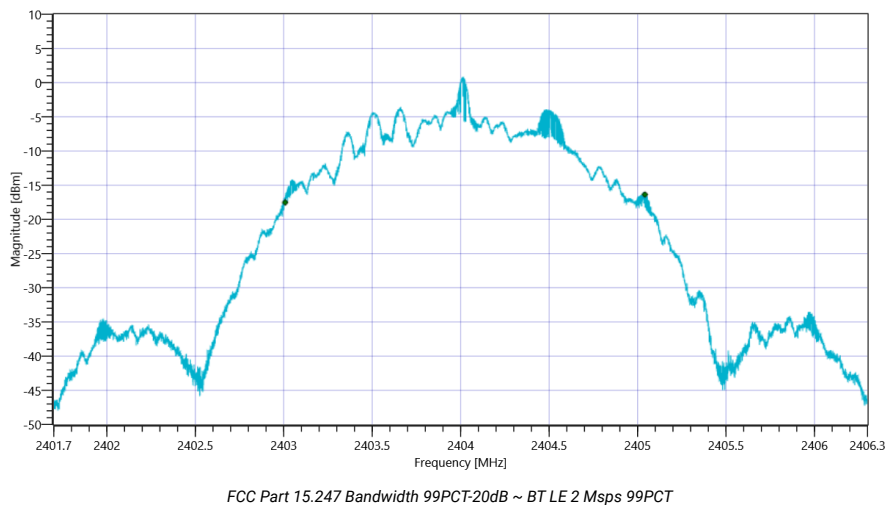
READ SA SETTINGS:

RefLevel [dBm] RefLevelOffset [dB] InpAtt [dB]	6.65 10.8 15
Start [MHz] Stop [MHz]	2401.700 2406.300
RBW [MHz] VBW [MHz]	0.050000 0.200000
Detector TraceMode	POS MAXH
Sweep: Time [ms] Count Points per Section Type	50 200 10001 SWE

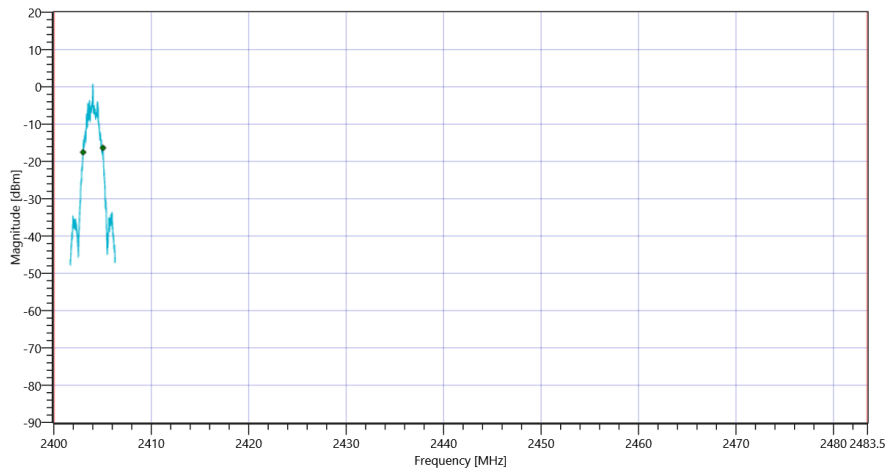
RESULT

Test Description	Lower Limit	Upper Limit	Measured	Unit	Verdict
Bandwidth 99%	---	---	2033.457	kHz	INFO
T1 99%	2400.000000	---	2403.0079	MHz	PASS
T2 99%	---	2483.500000	2405.0413	MHz	PASS

Plot: Bandwidth only



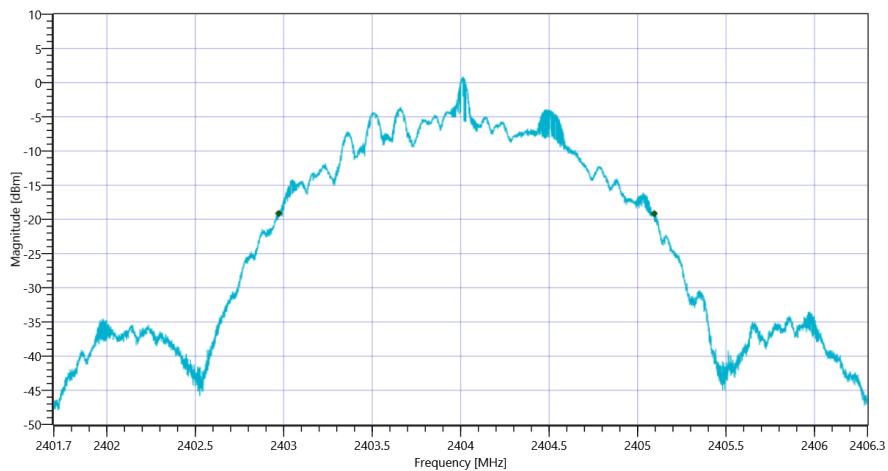
Plot: Bandwidth within Band



FCC Part 15.247 Bandwidth 99PCT-20dB ~ BT LE 2 Msps

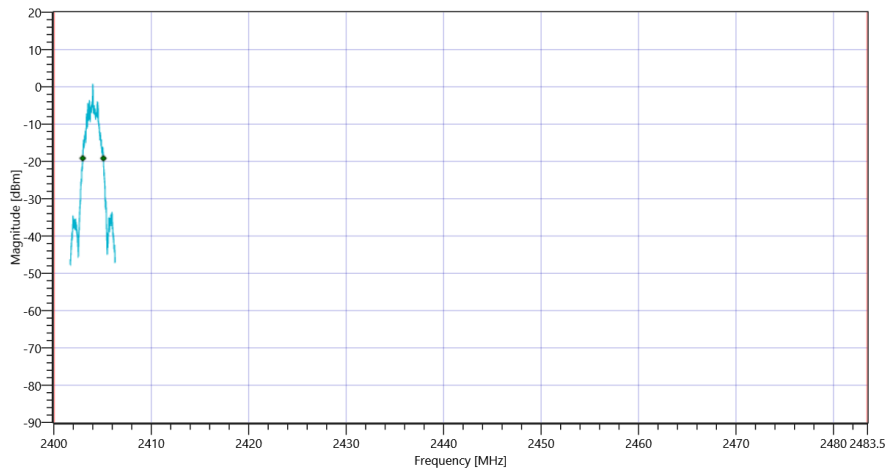
RESULT					
Test Description	Lower Limit	Upper Limit	Measured	Unit	Verdict
Bandwidth 20dB	---	---	2123	kHz	INFO
T1 20dB	2400.000000	---	2402.9710	MHz	PASS
T2 20dB	---	2483.500000	2405.0943	MHz	PASS

Plot: Bandwidth only



FCC Part 15.247 Bandwidth 99PCT-20dB ~ BT LE 2 Msps 20dB

Plot: Bandwidth within Band



FCC Part 15.247 Bandwidth 99PCT-20dB ~ BT LE 2 Msps

Test at TX 2440 MHz

RESULT: Reference Power cond.

Test Description	Lower Limit	Upper Limit	Measured	Unit	Verdict
Ref. Power 1MHz/1MHz cond.	---	---	2.06	dBm	INFO
Ref. Frequency	---	---	2439.500	MHz	INFO

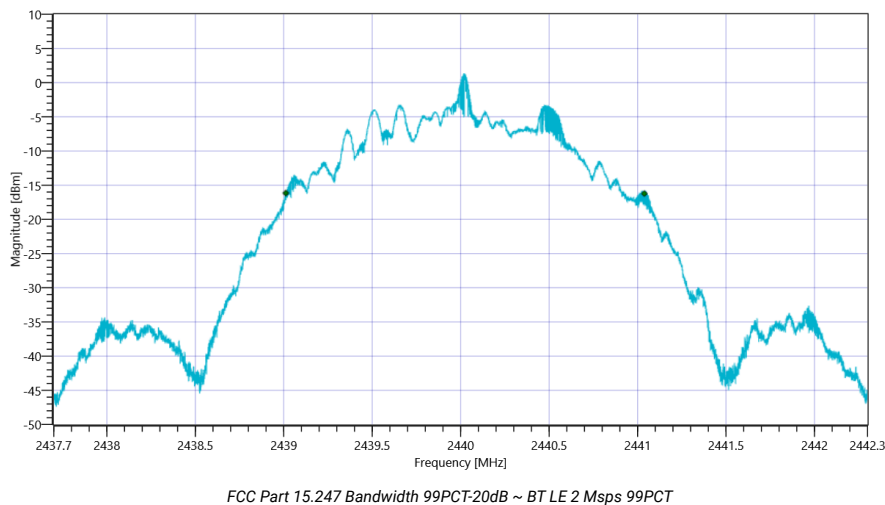
READ SA SETTINGS:

RefLevel [dBm] RefLevelOffset [dB] InpAtt [dB]	7.06 10.8 15
Start [MHz] Stop [MHz]	2437.700 2442.300
RBW [MHz] VBW [MHz]	0.050000 0.200000
Detector TraceMode	POS MAXH
Sweep: Time [ms] Count Points per Section Type	50 200 10001 SWE

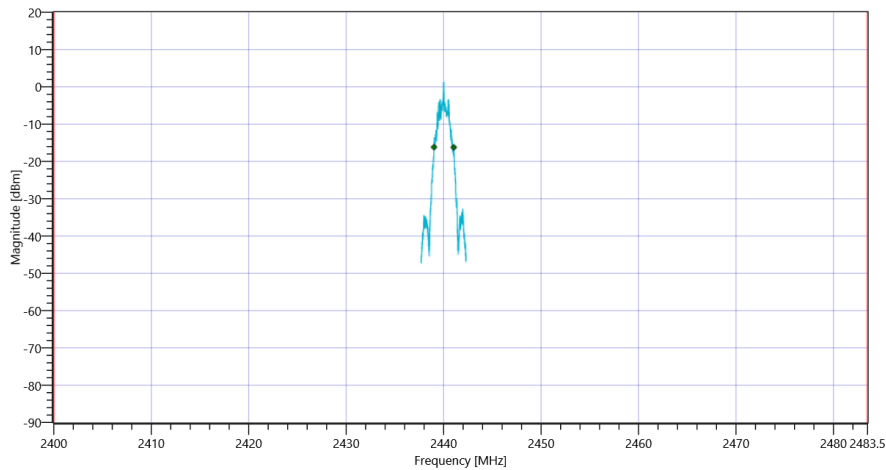
RESULT

Test Description	Lower Limit	Upper Limit	Measured	Unit	Verdict
Bandwidth 99%	---	---	2026.557	kHz	INFO
T1 99%	2400.000000	---	2439.0116	MHz	PASS
T2 99%	---	2483.500000	2441.0381	MHz	PASS

Plot: Bandwidth only



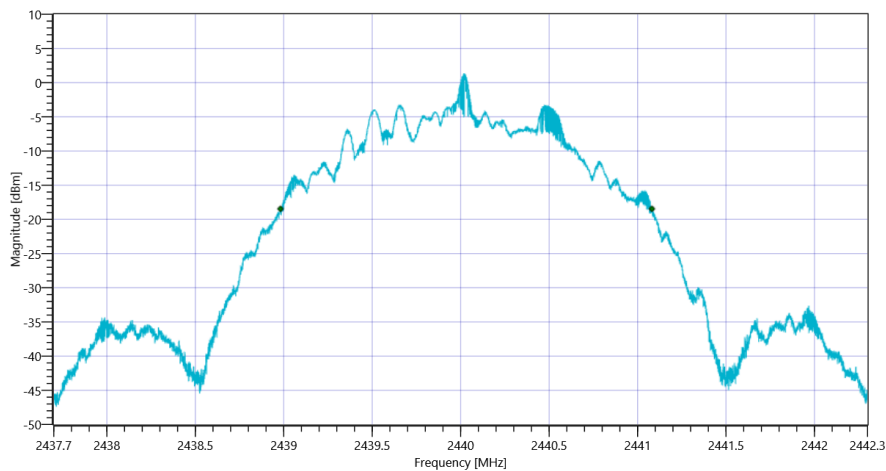
Plot: Bandwidth within Band



FCC Part 15.247 Bandwidth 99PCT-20dB ~ BT LE 2 MspS

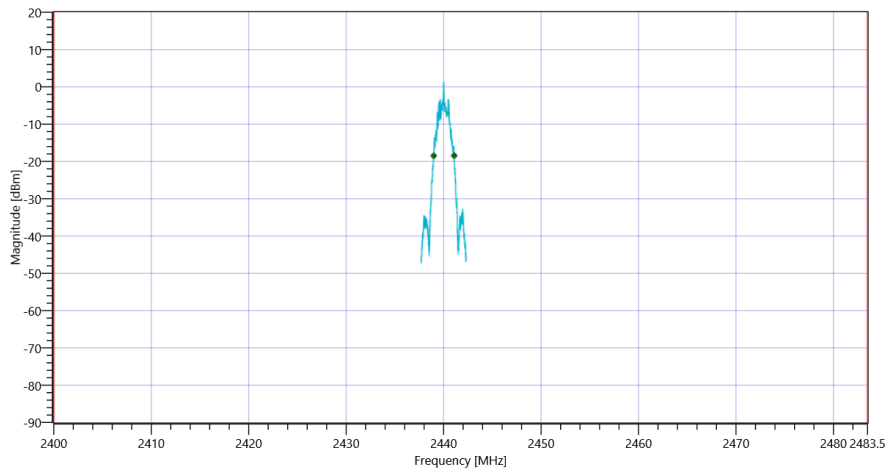
RESULT					
Test Description	Lower Limit	Upper Limit	Measured	Unit	Verdict
Bandwidth 20dB	---	---	2100	kHz	INFO
T1 20dB	2400.000000	---	2438.9811	MHz	PASS
T2 20dB	---	2483.500000	2441.0810	MHz	PASS

Plot: Bandwidth only



FCC Part 15.247 Bandwidth 99PCT-20dB ~ BT LE 2 MspS 20dB

Plot: Bandwidth within Band



FCC Part 15.247 Bandwidth 99PCT-20dB ~ BT LE 2 Msps

Test at TX 2478 MHz

RESULT: Reference Power cond.

Test Description	Lower Limit	Upper Limit	Measured	Unit	Verdict
Ref. Power 1MHz/1MHz cond.	---	---	1.15	dBm	INFO
Ref. Frequency	---	---	2478.500	MHz	INFO

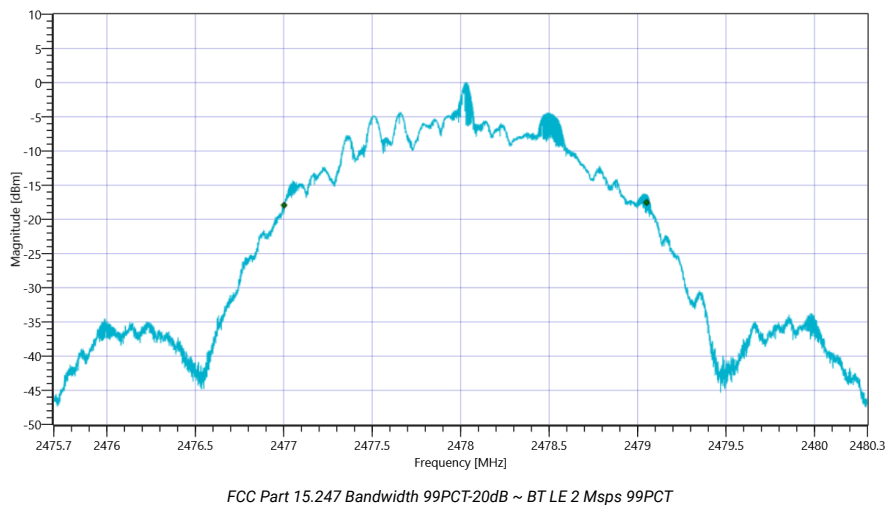
READ SA SETTINGS:

RefLevel [dBm] RefLevelOffset [dB] InpAtt [dB]	6.15 10.85 15
Start [MHz] Stop [MHz]	2475.700 2480.300
RBW [MHz] VBW [MHz]	0.050000 0.200000
Detector TraceMode	POS MAXH
Sweep: Time [ms] Count Points per Section Type	50 200 10001 SWE

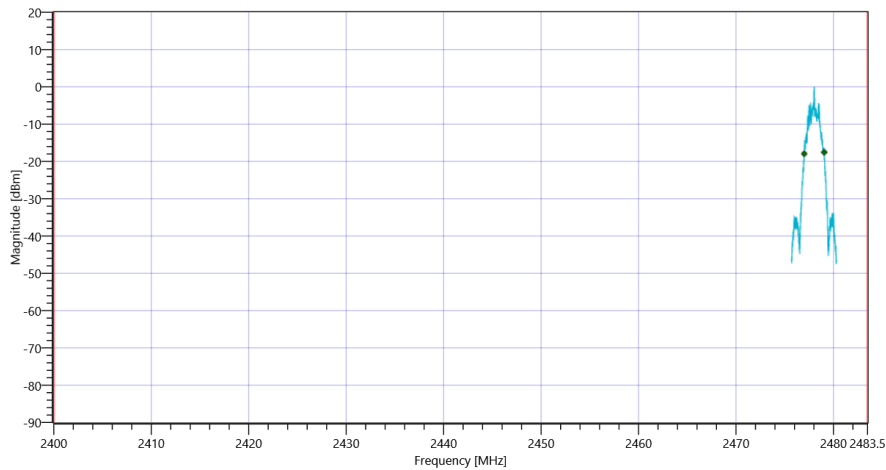
RESULT

Test Description	Lower Limit	Upper Limit	Measured	Unit	Verdict
Bandwidth 99%	---	---	2050.015	kHz	INFO
T1 99%	2400.000000	---	2477.0014	MHz	PASS
T2 99%	---	2483.500000	2479.0515	MHz	PASS

Plot: Bandwidth only



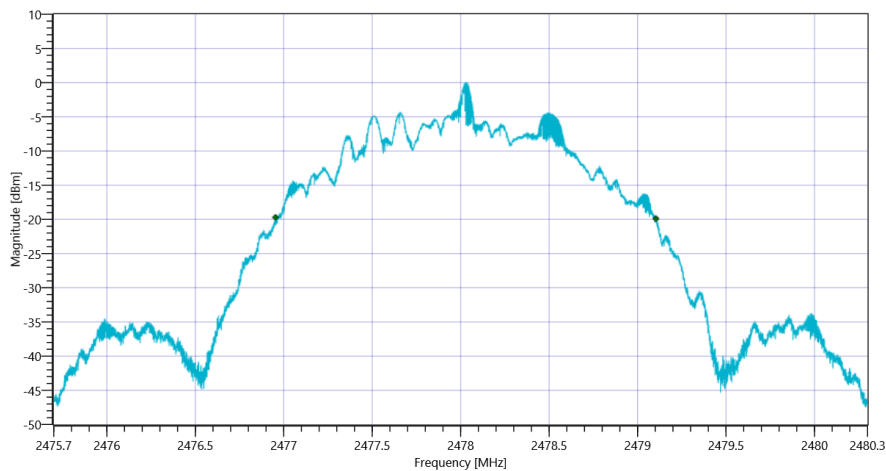
Plot: Bandwidth within Band



FCC Part 15.247 Bandwidth 99PCT-20dB ~ BT LE 2 Msp/s

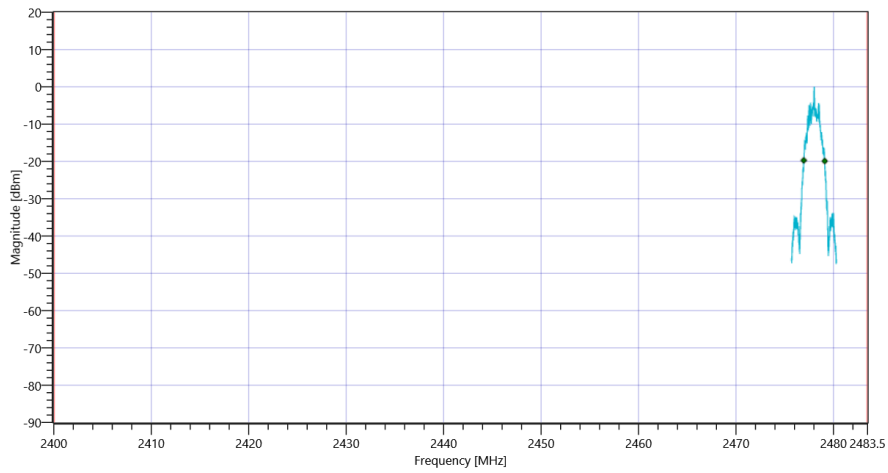
RESULT						
Test Description	Lower Limit	Upper Limit	Measured	Unit	Verdict	
Bandwidth 20dB	---	---	2151	kHz	INFO	
T1 20dB	2400.000000	---	2476.9530	MHz	PASS	
T2 20dB	---	2483.500000	2479.1040	MHz	PASS	

Plot: Bandwidth only



FCC Part 15.247 Bandwidth 99PCT-20dB ~ BT LE 2 Msp/s 20dB

Plot: Bandwidth within Band



FCC Part 15.247 Bandwidth 99PCT-20dB ~ BT LE 2 Msps

General verdict

PASS

FCC Part 15.247 Maximum Peak Conducted Output Power DTS ~ BT LE 1 Msps

Test References	
TC Start	09.05.2022 17:14:35
Ambit Temp [°C] Humidity [rel%]	27.7 31
System Version	3.0.6.3
Test Specification	FCC Part 15.247
Test Method	DTS: KDB 558074 D01 V05 - Chapter 8.3.1.1 RBW ≥ DTS Bandwidth
TC Version	0.0.1
My Description	FCC 15.247 Maximum Peak Output Power Conducted DTS - BT LE 1 Msps
Add. Information	

EUT Common Settings BT Low Energy	
Intermodulation Value N	3
Image Freq. Low Mid High [MHz]	0 0 0
Power Class	2
1 Mbps supported	True TXpayload 255 RXpayload 255
2 Mbps supported	True TXpayload 255 RXpayload 255
Longrange S8 supported	False TXpayload 255 RXpayload 255
Longrange S2 supported	False TXpayload 255 RXpayload 255
Signaling Settings	WS_USB_RS232 HCI 14 115200 None S1 None On
Signaling RF Settings	RF1com 0 0 On
User Interaction	No
Switch Matrix & Pathcompensation enabled	Yes

Test Parameter	
Technology to test	BT LE 1 Msps
Antenna Port used	1
Temperature	nom
Voltage	nom
Frequency low to test	True Freq [MHz] 2402
Frequency mid to test	True Freq [MHz] 2440
Frequency high to test	True Freq [MHz] 2480
Auto Control enabled Power Supply Climatic Box	No No
Additional Path Loss [dB]	0.7
Switched Path	EUT - SignalingUnit - SpectrumAnalyzer

Test Equipment	
Signal analyzer,Rohde&Schwarz,FSV-30,1321.3008K30/103809,3.70	
Signaling unit,Rohde&Schwarz,CMW,1201.0002k75/102550,4.0.61	
Switch matrix,CTCadvanced,RSM-1 NI DAQ,29655273,NI	

Test at TX 2402 MHz

RESULT: Reference Power cond.

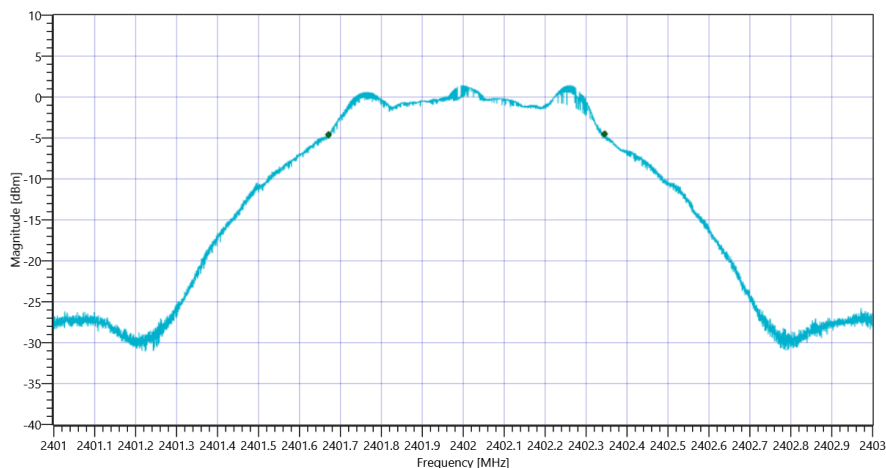
Test Description	Lower Limit	Upper Limit	Measured	Unit	Verdict
Ref. Power 1MHz/1MHz cond.	---	---	1.71	dBm	INFO
Ref. Frequency	---	---	2401.800	MHz	INFO

READ SA SETTINGS:

RefLevel [dBm] RefLevelOffset [dB] InpAtt [dB]	6.71 10.79 15
Start [MHz] Stop [MHz]	2401.000 2403.000
RBW [MHz] VBW [MHz]	0.100000 0.300000
Detector TraceMode	POS MAXH
Sweep: Time [ms] Count Points per Section Type	50 200 10001 SWE

DTS Bandwidth

Test Description	Lower Limit	Upper Limit	Measured	Unit	Verdict
DTS Bandwidth (6dB)	---	---	674	kHz	INFO



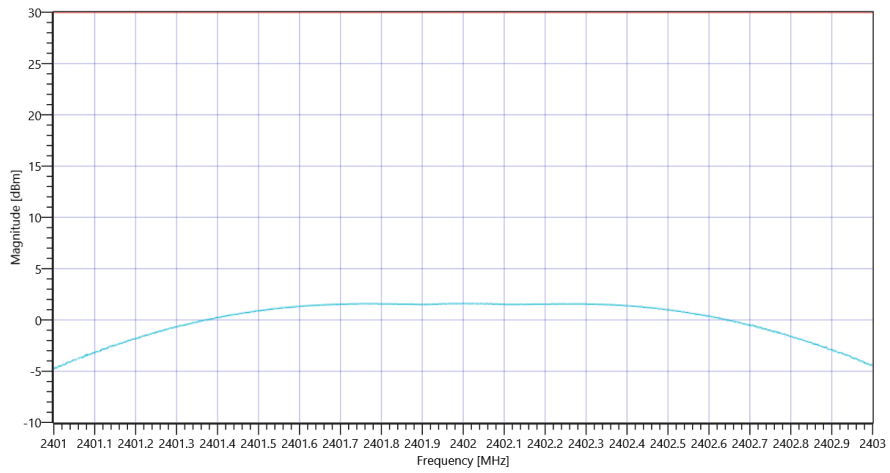
FCC Part 15.247 Maximum Peak Conducted Output Power DTS ~ BT LE 1 Msps DTS BW

READ SA SETTINGS:

RefLevel [dBm] RefLevelOffset [dB] InpAtt [dB]	11.71 10.79 20
Start [MHz] Stop [MHz]	2401.000 2403.000
RBW [MHz] VBW [MHz]	1.000000 5.000000
Detector TraceMode	POS MAXH
Sweep: Time [ms] Count Points per Section Type	50 200 1001 SWE

RESULT

Test Description	Lower Limit	Upper Limit	Measured	Unit	Verdict
Peak Power	---	30.00	1.61	dBm	PASS
Peak Power	---	1000	1.448772	mW	PASS
Frequency at Peak	---	---	2402	MHz	INFO



FCC Part 15.247 Maximum Peak Conducted Output Power DTS ~ BT LE 1 Msp

Test at TX 2440 MHz

RESULT: Reference Power cond.

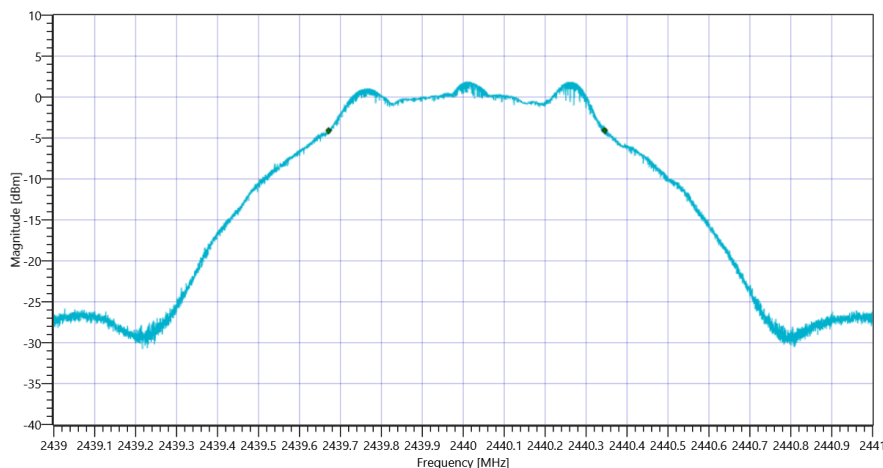
Test Description	Lower Limit	Upper Limit	Measured	Unit	Verdict
Ref. Power 1MHz/1MHz cond.	---	---	2.06	dBm	INFO
Ref. Frequency	---	---	2439.800	MHz	INFO

READ SA SETTINGS:

RefLevel [dBm] RefLevelOffset [dB] InpAtt [dB]	7.06 10.8 15
Start [MHz] Stop [MHz]	2439.000 2441.000
RBW [MHz] VBW [MHz]	0.100000 0.300000
Detector TraceMode	POS MAXH
Sweep: Time [ms] Count Points per Section Type	50 200 10001 SWE

DTS Bandwidth

Test Description	Lower Limit	Upper Limit	Measured	Unit	Verdict
DTS Bandwidth (6dB)	---	---	674	kHz	INFO



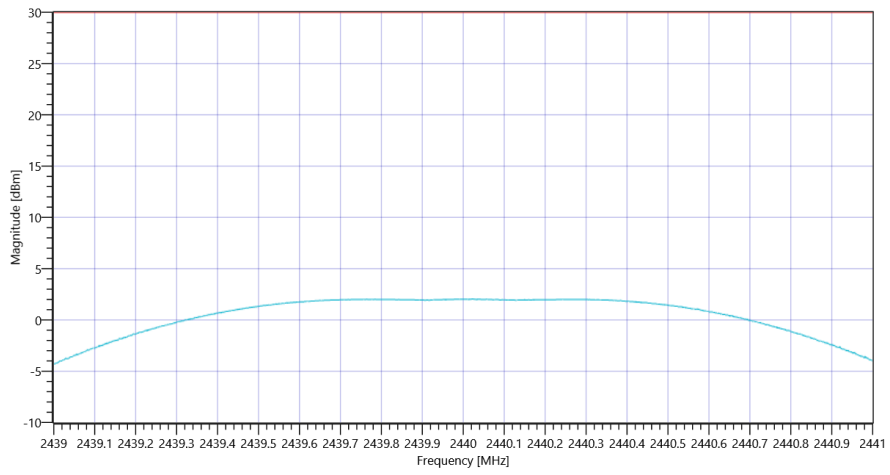
FCC Part 15.247 Maximum Peak Conducted Output Power DTS ~ BT LE 1 Msps DTS BW

READ SA SETTINGS:

RefLevel [dBm] RefLevelOffset [dB] InpAtt [dB]	12.06 10.8 20
Start [MHz] Stop [MHz]	2439.000 2441.000
RBW [MHz] VBW [MHz]	1.000000 5.000000
Detector TraceMode	POS MAXH
Sweep: Time [ms] Count Points per Section Type	50 200 1001 SWE

RESULT

Test Description	Lower Limit	Upper Limit	Measured	Unit	Verdict
Peak Power	---	30.00	2.04	dBm	PASS
Peak Power	---	1000	1.599558	mW	PASS
Frequency at Peak	---	---	2439.992	MHz	INFO



FCC Part 15.247 Maximum Peak Conducted Output Power DTS ~ BT LE 1 Msp

Test at TX 2480 MHz

RESULT: Reference Power cond.

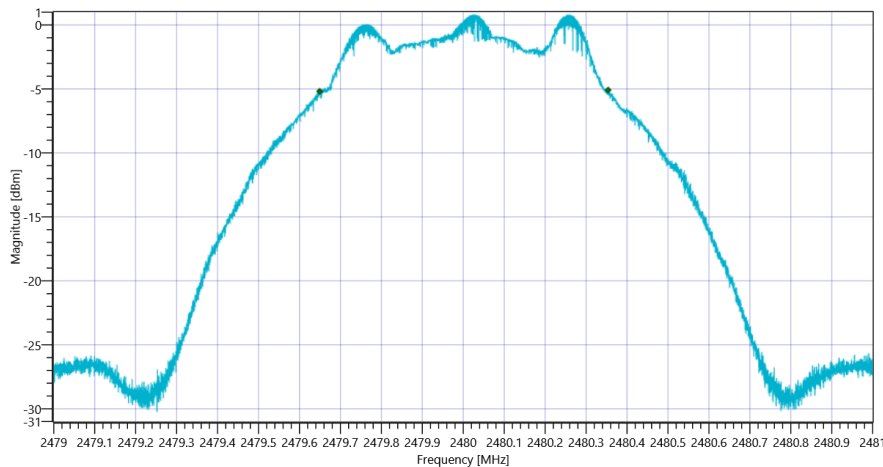
Test Description	Lower Limit	Upper Limit	Measured	Unit	Verdict
Ref. Power 1MHz/1MHz cond.	---	---	1.05	dBm	INFO
Ref. Frequency	---	---	2479.800	MHz	INFO

READ SA SETTINGS:

RefLevel [dBm] RefLevelOffset [dB] InpAtt [dB]	6.05 10.85 15
Start [MHz] Stop [MHz]	2479.000 2481.000
RBW [MHz] VBW [MHz]	0.100000 0.300000
Detector TraceMode	POS MAXH
Sweep: Time [ms] Count Points per Section Type	50 200 10001 SWE

DTS Bandwidth

Test Description	Lower Limit	Upper Limit	Measured	Unit	Verdict
DTS Bandwidth (6dB)	---	---	705	kHz	INFO



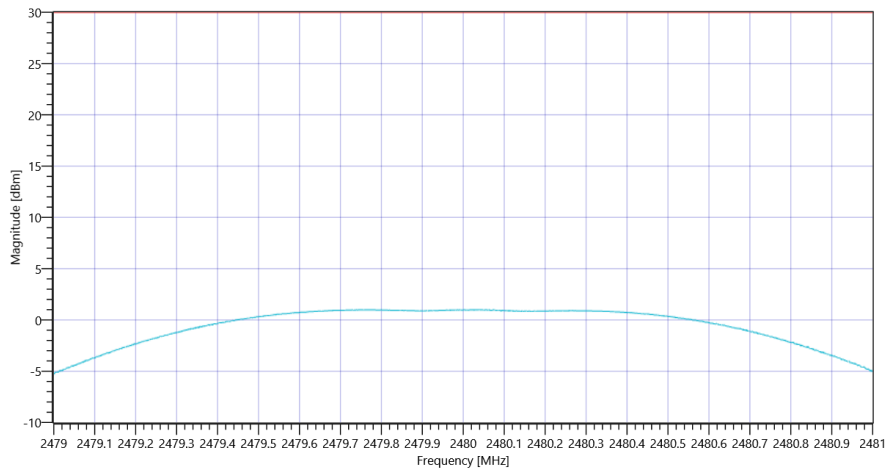
FCC Part 15.247 Maximum Peak Conducted Output Power DTS ~ BT LE 1 Msps DTS BW

READ SA SETTINGS:

RefLevel [dBm] RefLevelOffset [dB] InpAtt [dB]	11.05 10.85 20
Start [MHz] Stop [MHz]	2479.000 2481.000
RBW [MHz] VBW [MHz]	1.000000 5.000000
Detector TraceMode	POS MAXH
Sweep: Time [ms] Count Points per Section Type	50 200 1001 SWE

RESULT

Test Description	Lower Limit	Upper Limit	Measured	Unit	Verdict
Peak Power	---	30.00	0.99	dBm	PASS
Peak Power	---	1000	1.25603	mW	PASS
Frequency at Peak	---	---	2480.02	MHz	INFO



FCC Part 15.247 Maximum Peak Conducted Output Power DTS ~ BT LE 1 Msp

General verdict

PASS

FCC Part 15.247 Maximum Peak Conducted Output Power DTS ~ BT LE 2 Msps

Test References	
TC Start	09.05.2022 17:46:53
Ambit Temp [°C] Humidity [rel%]	27.2 32
System Version	3.0.6.3
Test Specification	FCC Part 15.247
Test Method	DTS: KDB 558074 D01 V05 - Chapter 8.3.1.1 RBW ≥ DTS Bandwidth
TC Version	0.0.1
My Description	FCC 15.247 Maximum Peak Output Power Conducted DTS - BT LE 2 Msps
Add. Information	

EUT Common Settings BT Low Energy	
Intermodulation Value N	3
Image Freq. Low Mid High [MHz]	0 0 0
Power Class	2
1 Mbps supported	True TXpayload 255 RXpayload 255
2 Mbps supported	True TXpayload 255 RXpayload 255
Longrange S8 supported	False TXpayload 255 RXpayload 255
Longrange S2 supported	False TXpayload 255 RXpayload 255
Signaling Settings	WS_USB_RS232 HCI 14 115200 None S1 None On
Signaling RF Settings	RF1com 0 0 On
User Interaction	No
Switch Matrix & Pathcompensation enabled	Yes

Test Parameter	
Technology to test	BT LE 2 Msps
Antenna Port used	1
Temperature	nom
Voltage	nom
Frequency low to test	True Freq [MHz] 2404
Frequency mid to test	True Freq [MHz] 2440
Frequency high to test	True Freq [MHz] 2478
Auto Control enabled Power Supply Climatic Box	No No
Additional Path Loss [dB]	0.7
Switched Path	EUT - SignalingUnit - SpectrumAnalyzer

Test Equipment	
Signal analyzer,Rohde&Schwarz,FSV-30,1321.3008K30/103809,3.70	
Signaling unit,Rohde&Schwarz,CMW,1201.0002k75/102550,4.0.61	
Switch matrix,CTCadvanced,RSM-1 NI DAQ,29655273,NI	

Test at TX 2404 MHz

RESULT: Reference Power cond.

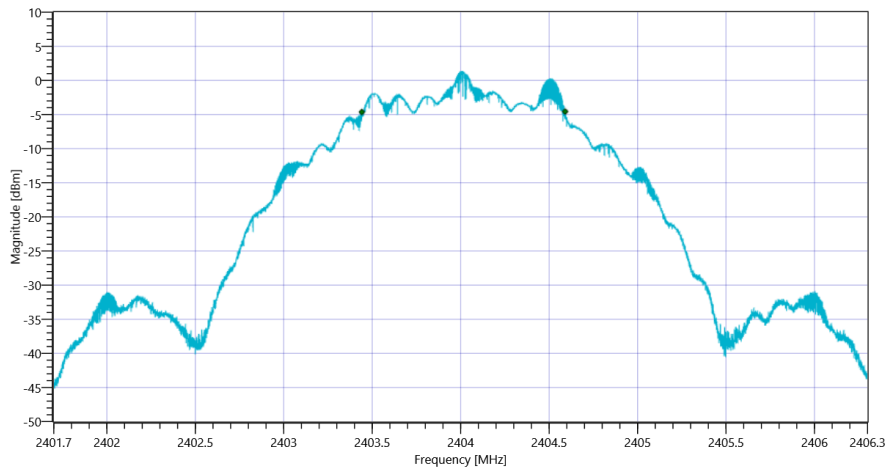
Test Description	Lower Limit	Upper Limit	Measured	Unit	Verdict
Ref. Power 1MHz/1MHz cond.	---	---	1.61	dBm	INFO
Ref. Frequency	---	---	2403.500	MHz	INFO

READ SA SETTINGS:

RefLevel [dBm] RefLevelOffset [dB] InpAtt [dB]	6.61 10.8 15
Start [MHz] Stop [MHz]	2401.700 2406.300
RBW [MHz] VBW [MHz]	0.100000 0.300000
Detector TraceMode	POS MAXH
Sweep: Time [ms] Count Points per Section Type	50 200 10001 SWE

DTS Bandwidth

Test Description	Lower Limit	Upper Limit	Measured	Unit	Verdict
DTS Bandwidth (6dB)	---	---	1149	kHz	INFO



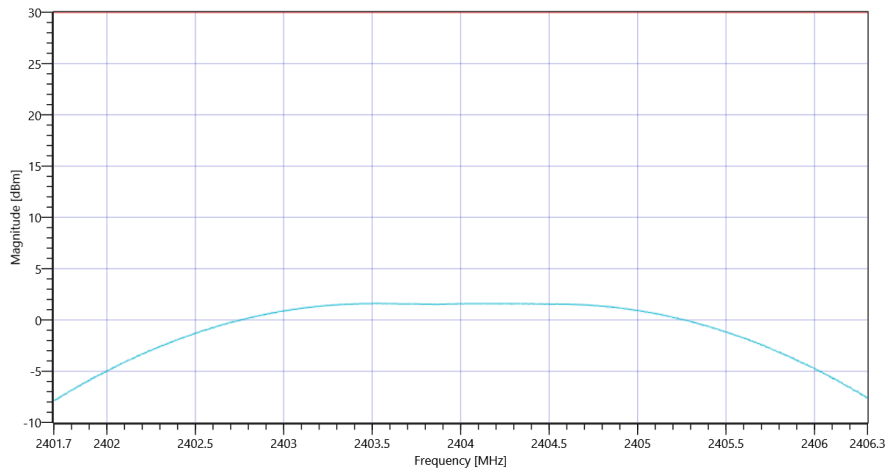
FCC Part 15.247 Maximum Peak Conducted Output Power DTS ~ BT LE 2 Msps DTS BW

READ SA SETTINGS:

RefLevel [dBm] RefLevelOffset [dB] InpAtt [dB]	11.61 10.8 20
Start [MHz] Stop [MHz]	2401.700 2406.300
RBW [MHz] VBW [MHz]	2.000000 5.000000
Detector TraceMode	POS MAXH
Sweep: Time [ms] Count Points per Section Type	50 200 1001 SWE

RESULT

Test Description	Lower Limit	Upper Limit	Measured	Unit	Verdict
Peak Power	---	30.00	1.61	dBm	PASS
Peak Power	---	1000	1.448772	mW	PASS
Frequency at Peak	---	---	2403.518	MHz	INFO



FCC Part 15.247 Maximum Peak Conducted Output Power DTS ~ BT LE 2 Msp

Test at TX 2440 MHz

RESULT: Reference Power cond.

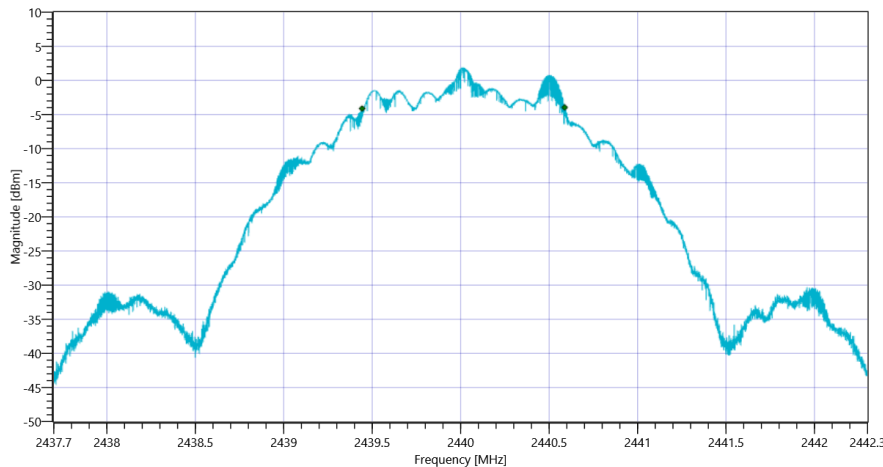
Test Description	Lower Limit	Upper Limit	Measured	Unit	Verdict
Ref. Power 1MHz/1MHz cond.	---	---	2.06	dBm	INFO
Ref. Frequency	---	---	2439.500	MHz	INFO

READ SA SETTINGS:

RefLevel [dBm] RefLevelOffset [dB] InpAtt [dB]	7.06 10.8 15
Start [MHz] Stop [MHz]	2437.700 2442.300
RBW [MHz] VBW [MHz]	0.100000 0.300000
Detector TraceMode	POS MAXH
Sweep: Time [ms] Count Points per Section Type	50 200 10001 SWE

DTS Bandwidth

Test Description	Lower Limit	Upper Limit	Measured	Unit	Verdict
DTS Bandwidth (6dB)	---	---	1145	kHz	INFO



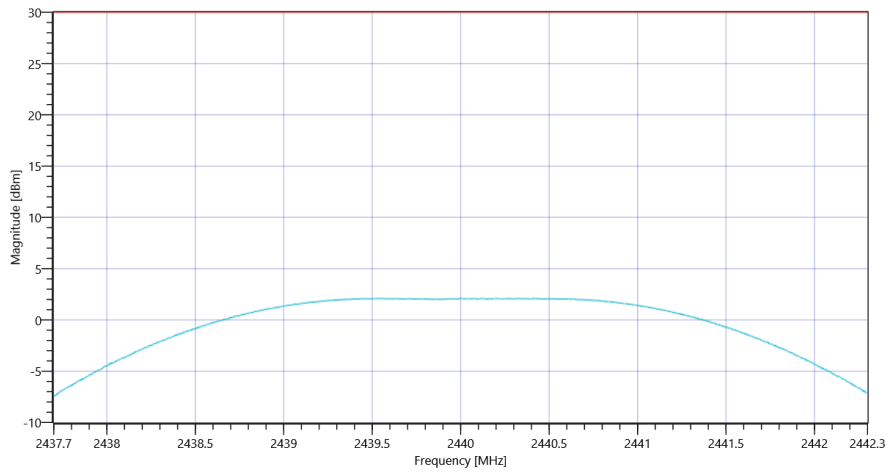
FCC Part 15.247 Maximum Peak Conducted Output Power DTS ~ BT LE 2 Msps DTS BW

READ SA SETTINGS:

RefLevel [dBm] RefLevelOffset [dB] InpAtt [dB]	12.06 10.8 20
Start [MHz] Stop [MHz]	2437.700 2442.300
RBW [MHz] VBW [MHz]	2.000000 5.000000
Detector TraceMode	POS MAXH
Sweep: Time [ms] Count Points per Section Type	50 200 1001 SWE

RESULT

Test Description	Lower Limit	Upper Limit	Measured	Unit	Verdict
Peak Power	---	30.00	2.1	dBm	PASS
Peak Power	---	1000	1.62181	mW	PASS
Frequency at Peak	---	---	2440.409	MHz	INFO



FCC Part 15.247 Maximum Peak Conducted Output Power DTS ~ BT LE 2 Msps

Test at TX 2478 MHz

RESULT: Reference Power cond.

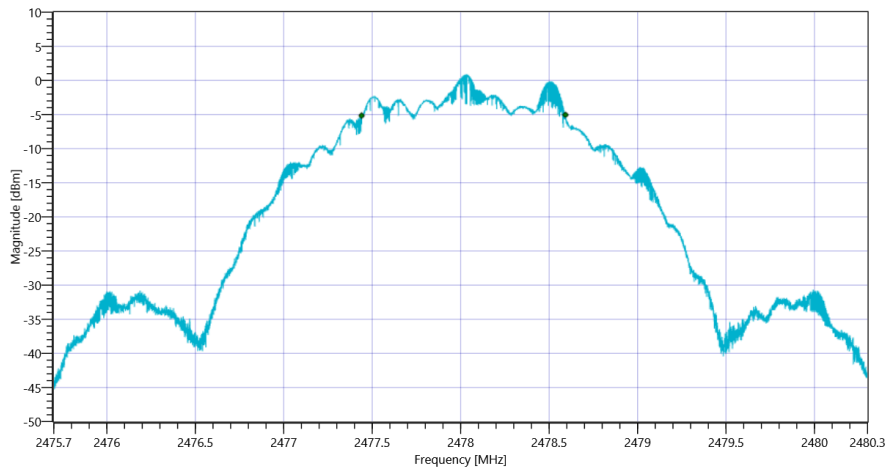
Test Description	Lower Limit	Upper Limit	Measured	Unit	Verdict
Ref. Power 1MHz/1MHz cond.	---	---	1.16	dBm	INFO
Ref. Frequency	---	---	2478.600	MHz	INFO

READ SA SETTINGS:

RefLevel [dBm] RefLevelOffset [dB] InpAtt [dB]	6.16 10.85 15
Start [MHz] Stop [MHz]	2475.700 2480.300
RBW [MHz] VBW [MHz]	0.100000 0.300000
Detector TraceMode	POS MAXH
Sweep: Time [ms] Count Points per Section Type	50 200 10001 SWE

DTS Bandwidth

Test Description	Lower Limit	Upper Limit	Measured	Unit	Verdict
DTS Bandwidth (6dB)	---	---	1153	kHz	INFO



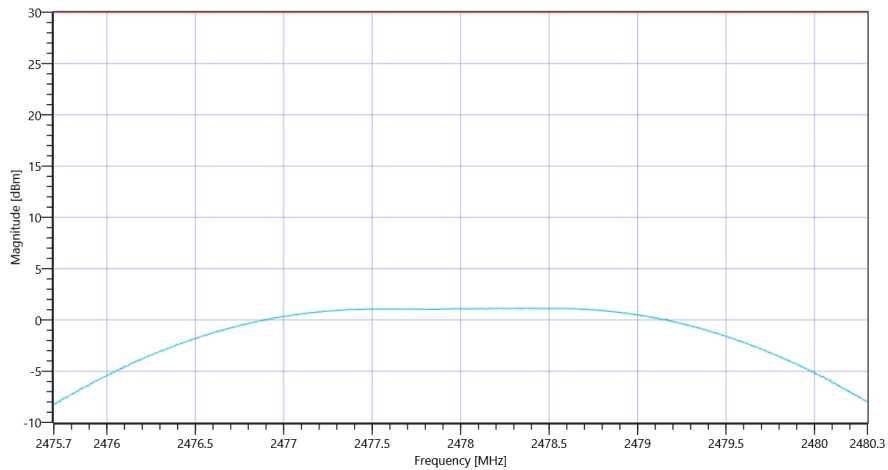
FCC Part 15.247 Maximum Peak Conducted Output Power DTS ~ BT LE 2 Msps DTS BW

READ SA SETTINGS:

RefLevel [dBm] RefLevelOffset [dB] InpAtt [dB]	11.16 10.85 20
Start [MHz] Stop [MHz]	2475.700 2480.300
RBW [MHz] VBW [MHz]	2.000000 5.000000
Detector TraceMode	POS MAXH
Sweep: Time [ms] Count Points per Section Type	50 200 1001 SWE

RESULT

Test Description	Lower Limit	Upper Limit	Measured	Unit	Verdict
Peak Power	---	30.00	1.13	dBm	PASS
Peak Power	---	1000	1.297179	mW	PASS
Frequency at Peak	---	---	2478.322	MHz	INFO



FCC Part 15.247 Maximum Peak Conducted Output Power DTS ~ BT LE 2 Msp

General verdict

PASS

FCC Part 15.247 Peak Power Spectral Density DTS ~ BT LE 1 Msps

Test References	
TC Start	09.05.2022 17:18:41
Ambit Temp [°C] Humidity [rel%]	27.6 31
System Version	3.0.6.3
Test Specification	FCC Part 15.247
Test Method	DTS: KDB 558074 D01 V05 - Chapter 8.4 DTS maximum power spectral density level in the fundamental emission
TC Version	0.0.1
My Description	FCC 15.247 Peak Power Spectral Density DTS - BT LE 1 Msps
Add. Information	

EUT Common Settings BT Low Energy	
Intermodulation Value N	3
Image Freq. Low Mid High [MHz]	0 0 0
Power Class	2
1 Mbps supported	True TXpayload 255 RXpayload 255
2 Mbps supported	True TXpayload 255 RXpayload 255
Longrange S8 supported	False TXpayload 255 RXpayload 255
Longrange S2 supported	False TXpayload 255 RXpayload 255
Signaling Settings	WS_USB_RS232 HCI 14 115200 None S1 None On
Signaling RF Settings	RF1com 0 0 On
User Interaction	No
Switch Matrix & Pathcompensation enabled	Yes

Test Parameter	
Technology to test	BT LE 1 Msps
Antenna Port used	1
Temperature	nom
Voltage	nom
Frequency low to test	True Freq [MHz] 2402
Frequency mid to test	True Freq [MHz] 2440
Frequency high to test	True Freq [MHz] 2480
Auto Control enabled Power Supply Climatic Box	No No
Additional Path Loss [dB]	0.7
Switched Path	EUT - SignalingUnit - SpectrumAnalyzer

Test Equipment	
Signal analyzer,Rohde&Schwarz,FSV-30,1321.3008K30/103809,3.70	
Signaling unit,Rohde&Schwarz,CMW,1201.0002k75/102550,4.0.61	
Switch matrix,CTCadvanced,RSM-1 NI DAQ,29655273,NI	

Test at TX 2402 MHz

RESULT: Reference Power cond.

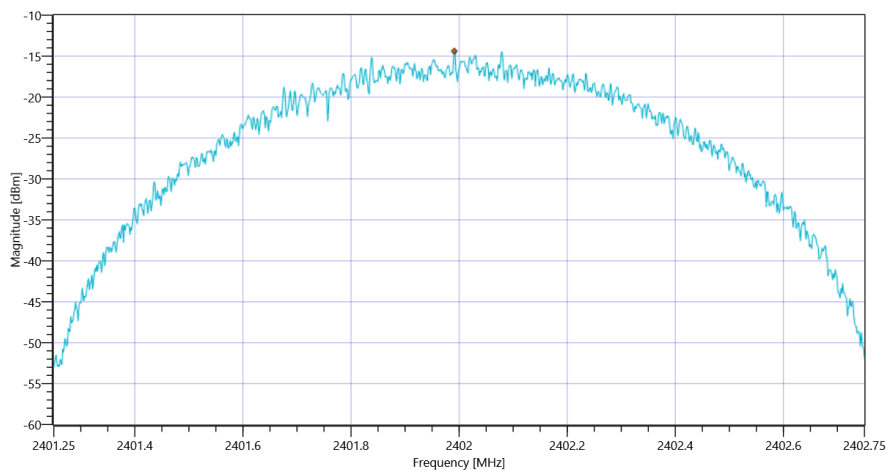
Test Description	Lower Limit	Upper Limit	Measured	Unit	Verdict
Ref. Power 1MHz/1MHz cond.	---	---	1.72	dBm	INFO
Ref. Frequency	---	---	2401.800	MHz	INFO

READ SA SETTINGS:

RefLevel [dBm] RefLevelOffset [dB] InpAtt [dB]	6.72 10.79 15
Start [MHz] Stop [MHz]	2401.250 2402.750
RBW [MHz] VBW [MHz]	0.003000 0.010000
Detector TraceMode	POS MAXH
Sweep: Time [ms] Count Points per Section Type	1000 20 1001 SWE

RESULT

Test Description	Lower Limit	Upper Limit	Measured	Unit	Verdict
Max Peak power Density	---	8	-14.39	dBm/3KHz	PASS



FCC Part 15.247 Peak Power Spectral Density DTS ~ BT LE 1 Msp

Test at TX 2440 MHz

RESULT: Reference Power cond.

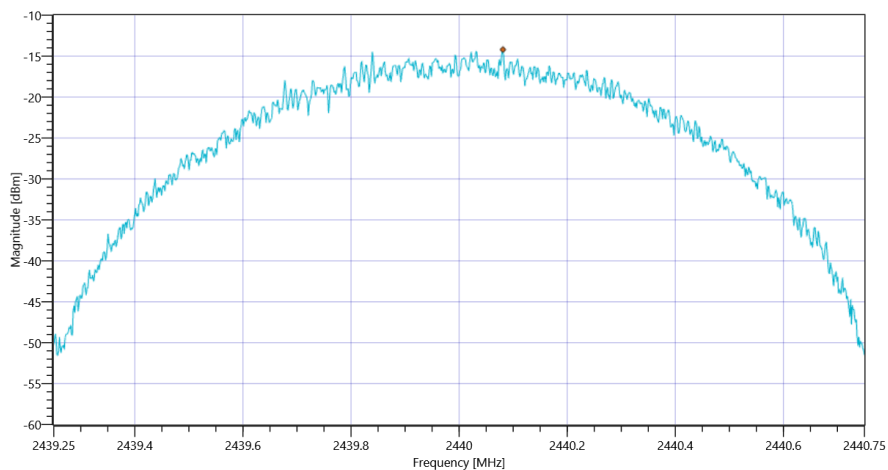
Test Description	Lower Limit	Upper Limit	Measured	Unit	Verdict
Ref. Power 1MHz/1MHz cond.	---	---	2.05	dBm	INFO
Ref. Frequency	---	---	2439.800	MHz	INFO

READ SA SETTINGS:

RefLevel [dBm] RefLevelOffset [dB] InpAtt [dB]	7.05 10.8 15
Start [MHz] Stop [MHz]	2439.250 2440.750
RBW [MHz] VBW [MHz]	0.003000 0.010000
Detector TraceMode	POS MAXH
Sweep: Time [ms] Count Points per Section Type	1000 20 1001 SWE

RESULT

Test Description	Lower Limit	Upper Limit	Measured	Unit	Verdict
Max Peak power Density	---	8	-14.2	dBm/3KHz	PASS



FCC Part 15.247 Peak Power Spectral Density DTS ~ BT LE 1 Msp

Test at TX 2480 MHz

RESULT: Reference Power cond.

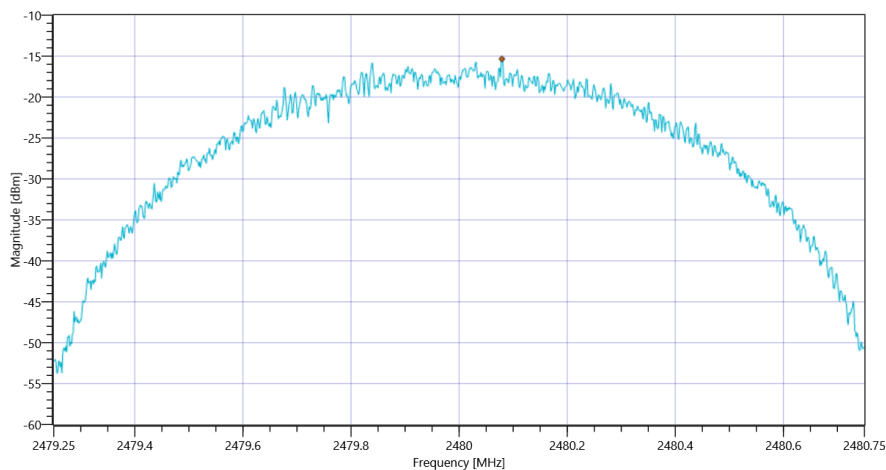
Test Description	Lower Limit	Upper Limit	Measured	Unit	Verdict
Ref. Power 1MHz/1MHz cond.	---	---	1.07	dBm	INFO
Ref. Frequency	---	---	2479.700	MHz	INFO

READ SA SETTINGS:

RefLevel [dBm] RefLevelOffset [dB] InpAtt [dB]	6.07 10.85 15
Start [MHz] Stop [MHz]	2479.250 2480.750
RBW [MHz] VBW [MHz]	0.003000 0.010000
Detector TraceMode	POS MAXH
Sweep: Time [ms] Count Points per Section Type	1000 20 1001 SWE

RESULT

Test Description	Lower Limit	Upper Limit	Measured	Unit	Verdict
Max Peak power Density	---	8	-15.34	dBm/3KHz	PASS



FCC Part 15.247 Peak Power Spectral Density DTS ~ BT LE 1 Msp

General verdict

PASS

FCC Part 15.247 Peak Power Spectral Density DTS ~ BT LE 2 Msps

Test References	
TC Start	09.05.2022 17:51:02
Ambit Temp [°C] Humidity [rel%]	27.2 32
System Version	3.0.6.3
Test Specification	FCC Part 15.247
Test Method	DTS: KDB 558074 D01 V05 - Chapter 8.4 DTS maximum power spectral density level in the fundamental emission
TC Version	0.0.1
My Description	FCC 15.247 Peak Power Spectral Density DTS - BT LE 2 Msps
Add. Information	

EUT Common Settings BT Low Energy	
Intermodulation Value N	3
Image Freq. Low Mid High [MHz]	0 0 0
Power Class	2
1 Mbps supported	True TXpayload 255 RXpayload 255
2 Mbps supported	True TXpayload 255 RXpayload 255
Longrange S8 supported	False TXpayload 255 RXpayload 255
Longrange S2 supported	False TXpayload 255 RXpayload 255
Signaling Settings	WS_USB_RS232 HCI 14 115200 None S1 None On
Signaling RF Settings	RF1com 0 0 On
User Interaction	No
Switch Matrix & Pathcompensation enabled	Yes

Test Parameter	
Technology to test	BT LE 2 Msps
Antenna Port used	1
Temperature	nom
Voltage	nom
Frequency low to test	True Freq [MHz] 2404
Frequency mid to test	True Freq [MHz] 2440
Frequency high to test	True Freq [MHz] 2478
Auto Control enabled Power Supply Climatic Box	No No
Additional Path Loss [dB]	0.7
Switched Path	EUT - SignalingUnit - SpectrumAnalyzer

Test Equipment	
Signal analyzer,Rohde&Schwarz,FSV-30,1321.3008K30/103809,3.70	
Signaling unit,Rohde&Schwarz,CMW,1201.0002k75/102550,4.0.61	
Switch matrix,CTCadvanced,RSM-1 NI DAQ,29655273,NI	

Test at TX 2404 MHz

RESULT: Reference Power cond.

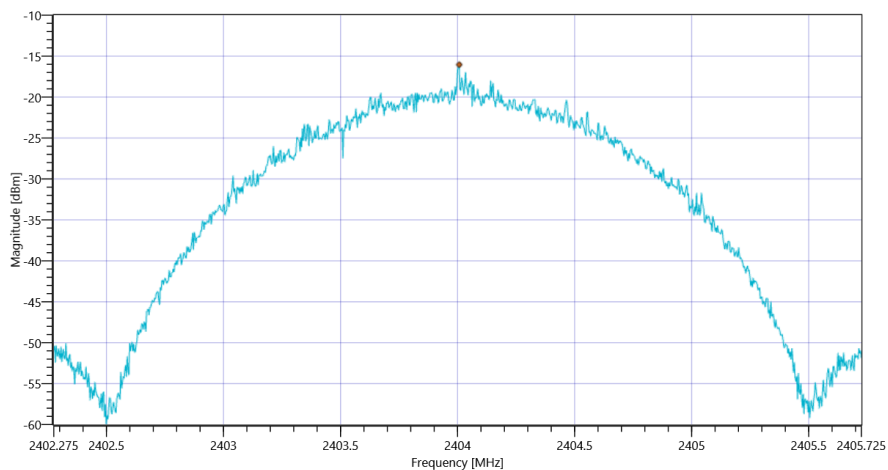
Test Description	Lower Limit	Upper Limit	Measured	Unit	Verdict
Ref. Power 1MHz/1MHz cond.	---	---	1.69	dBm	INFO
Ref. Frequency	---	---	2403.500	MHz	INFO

READ SA SETTINGS:

RefLevel [dBm] RefLevelOffset [dB] InpAtt [dB]	6.69 10.8 15
Start [MHz] Stop [MHz]	2402.275 2405.725
RBW [MHz] VBW [MHz]	0.003000 0.010000
Detector TraceMode	POS MAXH
Sweep: Time [ms] Count Points per Section Type	1000 20 1001 SWE

RESULT

Test Description	Lower Limit	Upper Limit	Measured	Unit	Verdict
Max Peak power Density	---	8	-16.04	dBm/3KHz	PASS



FCC Part 15.247 Peak Power Spectral Density DTS ~ BT LE 2 Msps

Test at TX 2440 MHz

RESULT: Reference Power cond.

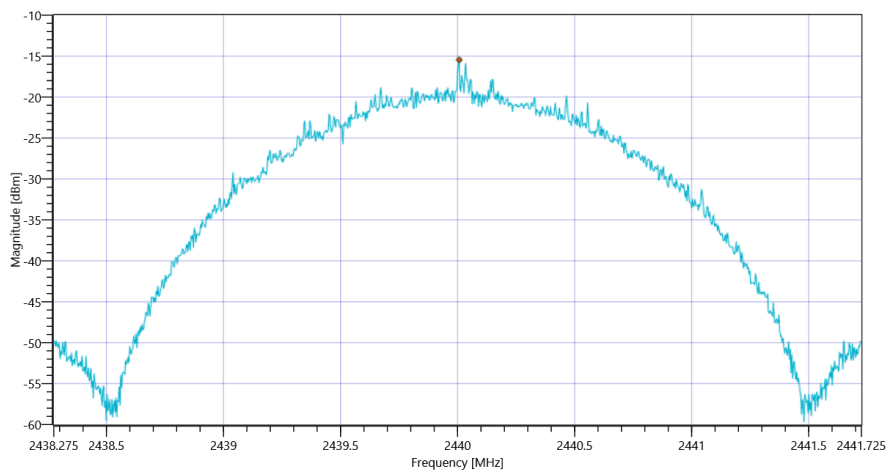
Test Description	Lower Limit	Upper Limit	Measured	Unit	Verdict
Ref. Power 1MHz/1MHz cond.	---	---	2.04	dBm	INFO
Ref. Frequency	---	---	2439.500	MHz	INFO

READ SA SETTINGS:

RefLevel [dBm] RefLevelOffset [dB] InpAtt [dB]	7.04 10.8 15
Start [MHz] Stop [MHz]	2438.275 2441.725
RBW [MHz] VBW [MHz]	0.003000 0.010000
Detector TraceMode	POS MAXH
Sweep: Time [ms] Count Points per Section Type	1000 20 1001 SWE

RESULT

Test Description	Lower Limit	Upper Limit	Measured	Unit	Verdict
Max Peak power Density	---	8	-15.45	dBm/3KHz	PASS



FCC Part 15.247 Peak Power Spectral Density DTS ~ BT LE 2 Msps

Test at TX 2478 MHz

RESULT: Reference Power cond.

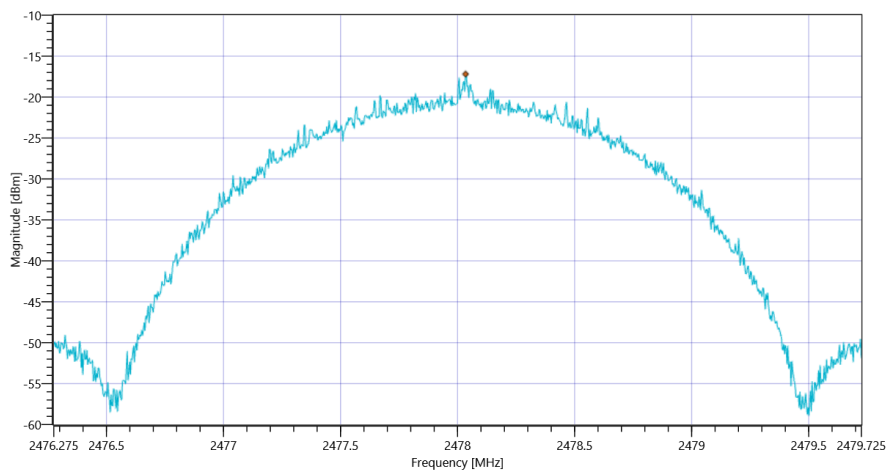
Test Description	Lower Limit	Upper Limit	Measured	Unit	Verdict
Ref. Power 1MHz/1MHz cond.	---	---	1.14	dBm	INFO
Ref. Frequency	---	---	2478.500	MHz	INFO

READ SA SETTINGS:

RefLevel [dBm] RefLevelOffset [dB] InpAtt [dB]	6.14 10.85 15
Start [MHz] Stop [MHz]	2476.275 2479.725
RBW [MHz] VBW [MHz]	0.003000 0.010000
Detector TraceMode	POS MAXH
Sweep: Time [ms] Count Points per Section Type	1000 20 1001 SWE

RESULT

Test Description	Lower Limit	Upper Limit	Measured	Unit	Verdict
Max Peak power Density	---	8	-17.19	dBm/3KHz	PASS



FCC Part 15.247 Peak Power Spectral Density DTS ~ BT LE 2 Msps

General verdict

PASS

FCC Part 15.247 TX Spurious Conducted 20dBc ~ BT LE 1 Msps

Test References	
TC Start	09.05.2022 17:23:33
Ambit Temp [°C] Humidity [rel%]	27.4 31
System Version	3.0.6.3
Test Specification	FCC Part 15.247
Test Method	IF DTS then 8.5 DTS emissions in non-restricted frequency bands: Subclause 11.11 of ANSI C63.10 is applicable.
TC Version	0.0.1
My Description	FCC 15.247 TX Emissions Conducted DTS - BT LE 1 Msps
Add. Information	

EUT Common Settings BT Low Energy	
Intermodulation Value N	3
Image Freq. Low Mid High [MHz]	0 0 0
Power Class	2
1 Mbps supported	True TXpayload 255 RXpayload 255
2 Mbps supported	True TXpayload 255 RXpayload 255
Longrange S8 supported	False TXpayload 255 RXpayload 255
Longrange S2 supported	False TXpayload 255 RXpayload 255
Signaling Settings	WS_USB_RS232 HCI 14 115200 None S1 None On
Signaling RF Settings	RF1com 0 0 On
User Interaction	No
Switch Matrix & Pathcompensation enabled	Yes

Test Parameter	
Technology to test	BT LE 1 Msps
Antenna Port used	1
Temperature	nom
Voltage	nom
Frequency low to test	True Freq [MHz] 2402
Frequency mid to test	True Freq [MHz] 2440
Frequency high to test	True Freq [MHz] 2480
Auto Control enabled Power Supply Climatic Box	No No
Additional Path Loss [dB]	0.7
Switched Path	EUT - SignalingUnit - SpectrumAnalyzer

Test Equipment	
Signal analyzer,Rohde&Schwarz,FSV-30,1321.3008K30/103809,3.70	
Signaling unit,Rohde&Schwarz,CMW,1201.0002k75/102550,4.0.61	
Switch matrix,CTCadvanced,RSM-1 NI DAQ,29655273,NI	

Test at TX 2402 MHz

RESULT: Reference Power cond.

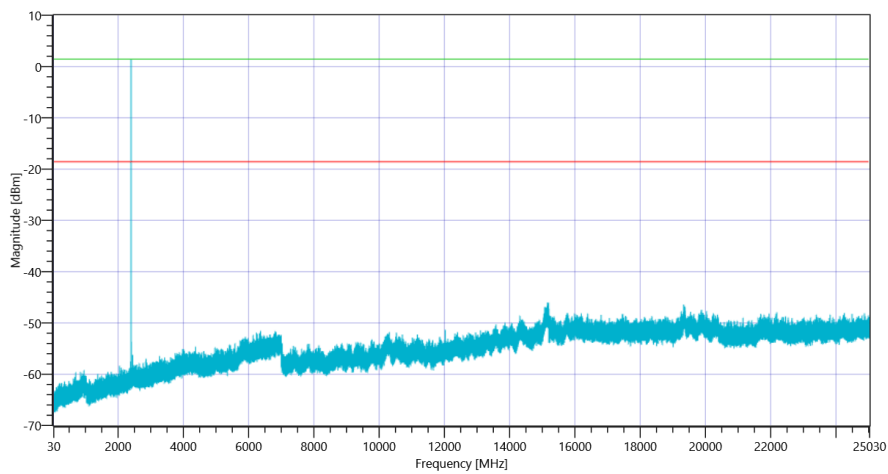
Test Description	Lower Limit	Upper Limit	Measured	Unit	Verdict
Ref. Power 1MHz/1MHz cond.	---	---	1.70	dBm	INFO
Ref. Frequency	---	---	2401.800	MHz	INFO

READ SA SETTINGS:

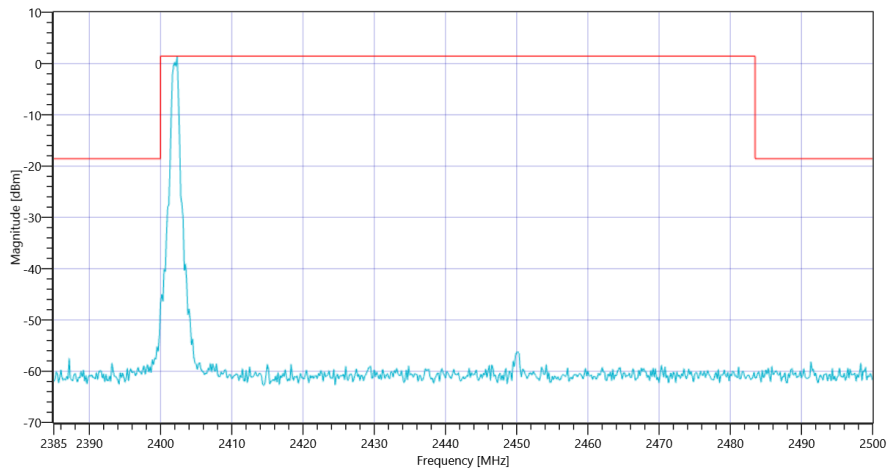
RefLevel [dBm] RefLevelOffset [dB] InpAtt [dB]	1.70 0 20
Start [MHz] Stop [MHz]	24530.000 25030.000
RBW [MHz] VBW [MHz]	0.100000 0.300000
Detector TraceMode	POS MAXH
Sweep: Time [ms] Count Points per Section Type	200 25 3001 SWE

RESULT

Test Description	Lower Limit	Upper Limit	Measured	Unit	Verdict
Reference @ 2402.33 MHz	---	---	1.44	dBm	INFO
No peaks detected	---	---			PASS
Lowest margin to limit 15163.5 MHz	0	---	27.45	dB	INFO



FCC Part 15.247 TX Spurious Conducted 20dBc ~ BT LE 1 Msps 2402



FCC Part 15.247 TX Spurious Conducted 20dBc ~ BT LE 1 Msps 2402

Test at TX 2440 MHz

RESULT: Reference Power cond.

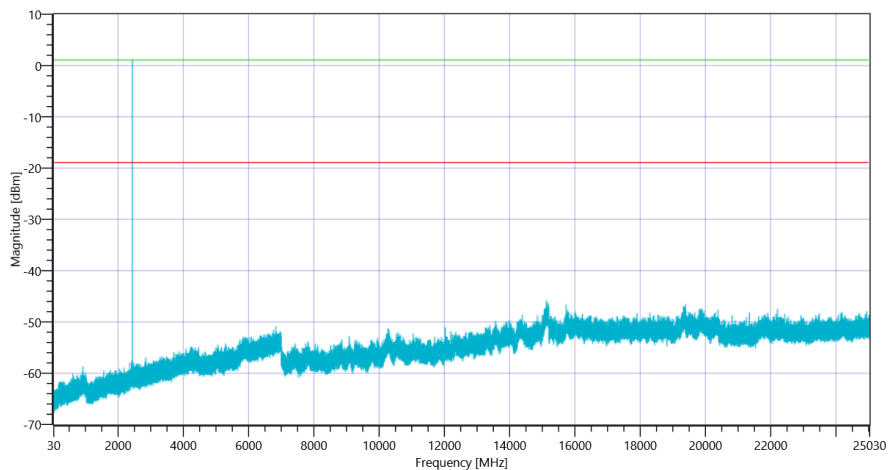
Test Description	Lower Limit	Upper Limit	Measured	Unit	Verdict
Ref. Power 1MHz/1MHz cond.	---	---	2.07	dBm	INFO
Ref. Frequency	---	---	2439.800	MHz	INFO

READ SA SETTINGS:

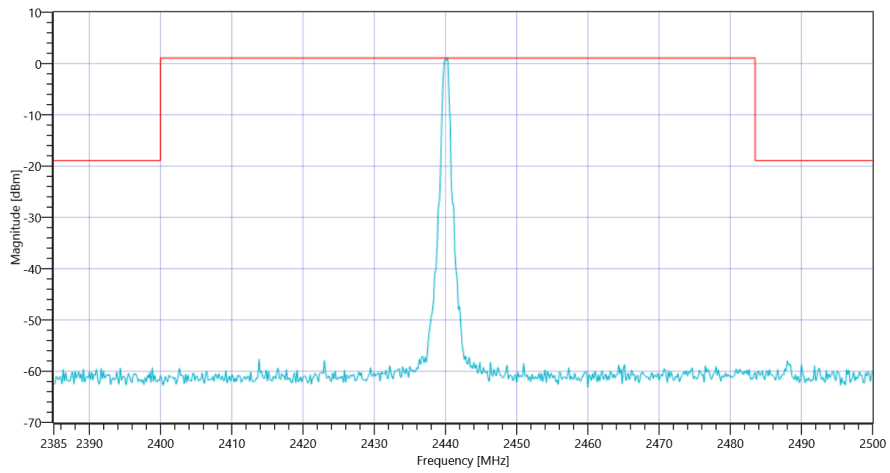
RefLevel [dBm] RefLevelOffset [dB] InpAtt [dB]	2.07 0 20
Start [MHz] Stop [MHz]	24530.000 25030.000
RBW [MHz] VBW [MHz]	0.100000 0.300000
Detector TraceMode	POS MAXH
Sweep: Time [ms] Count Points per Section Type	200 25 3001 SWE

RESULT

Test Description	Lower Limit	Upper Limit	Measured	Unit	Verdict
Reference @ 2440.00 MHz	---	---	1.08	dBm	INFO
No peaks detected	---	---			PASS
Lowest margin to limit 15132.167 MHz	0	---	26.86	dB	INFO



FCC Part 15.247 TX Spurious Conducted 20dBc ~ BT LE 1 Msps 2440



FCC Part 15.247 TX Spurious Conducted 20dBc ~ BT LE 1 Msps 2440

Test at TX 2480 MHz

RESULT: Reference Power cond.

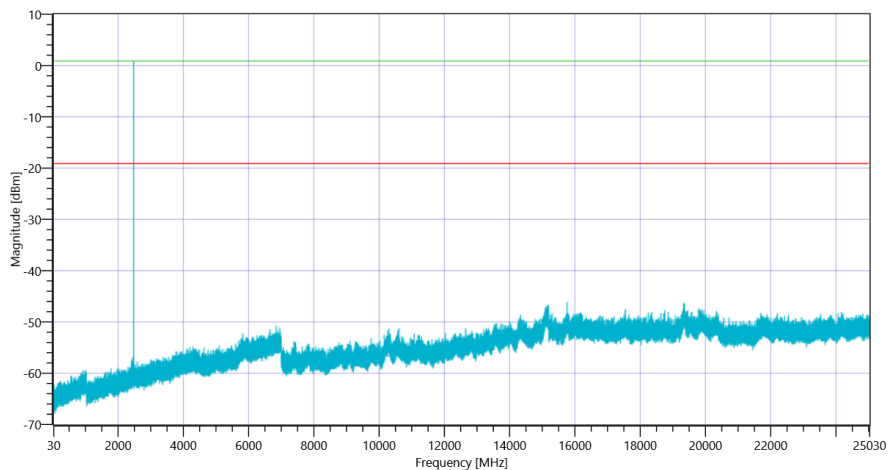
Test Description	Lower Limit	Upper Limit	Measured	Unit	Verdict
Ref. Power 1MHz/1MHz cond.	---	---	1.07	dBm	INFO
Ref. Frequency	---	---	2479.800	MHz	INFO

READ SA SETTINGS:

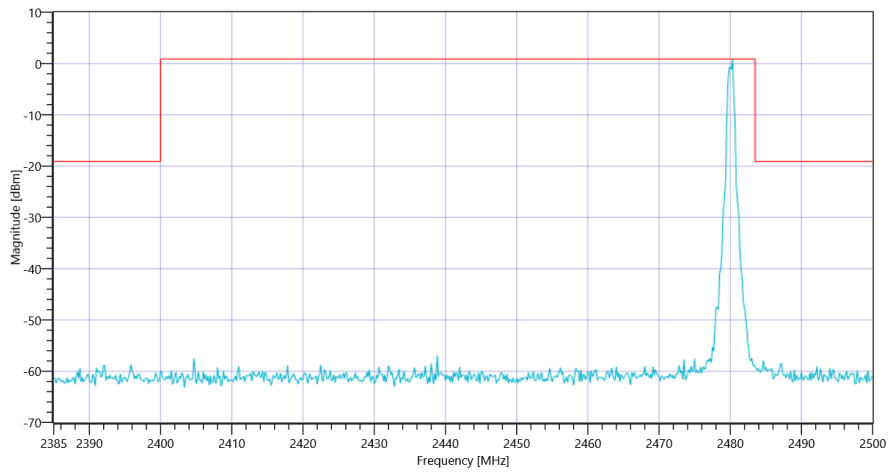
RefLevel [dBm] RefLevelOffset [dB] InpAtt [dB]	1.07 0 20
Start [MHz] Stop [MHz]	24530.000 25030.000
RBW [MHz] VBW [MHz]	0.100000 0.300000
Detector TraceMode	POS MAXH
Sweep: Time [ms] Count Points per Section Type	200 25 3001 SWE

RESULT

Test Description	Lower Limit	Upper Limit	Measured	Unit	Verdict
Reference @ 2480.33 MHz	---	---	0.86	dBm	INFO
No peaks detected	---	---			PASS
Lowest margin to limit 15758.167 MHz	0	---	26.98	dB	INFO



FCC Part 15.247 TX Spurious Conducted 20dBc ~ BT LE 1 Msps 2480



FCC Part 15.247 TX Spurious Conducted 20dBc ~ BT LE 1 Msps 2480

General verdict

PASS

FCC Part 15.247 TX Spurious Conducted 20dBc ~ BT LE 2 Msps

Test References	
TC Start	10.05.2022 07:15:55
Ambit Temp [°C] Humidity [rel%]	25.5 35
System Version	3.0.6.3
Test Specification	FCC Part 15.247
Test Method	IF DTS then 8.5 DTS emissions in non-restricted frequency bands: Subclause 11.11 of ANSI C63.10 is applicable.
TC Version	0.0.1
My Description	FCC 15.247 TX Emissions Conducted DTS - BT LE 2 Msps
Add. Information	

EUT Common Settings BT Low Energy	
Intermodulation Value N	3
Image Freq. Low Mid High [MHz]	0 0 0
Power Class	2
1 Mbps supported	True TXpayload 255 RXpayload 255
2 Mbps supported	True TXpayload 255 RXpayload 255
Longrange S8 supported	False TXpayload 255 RXpayload 255
Longrange S2 supported	False TXpayload 255 RXpayload 255
Signaling Settings	WS_USB_RS232 HCI 14 115200 None S1 None On
Signaling RF Settings	RF1com 0 0 On
User Interaction	No
Switch Matrix & Pathcompensation enabled	Yes

Test Parameter	
Technology to test	BT LE 2 Msps
Antenna Port used	1
Temperature	nom
Voltage	nom
Frequency low to test	True Freq [MHz] 2404
Frequency mid to test	True Freq [MHz] 2440
Frequency high to test	True Freq [MHz] 2478
Auto Control enabled Power Supply Climatic Box	No No
Additional Path Loss [dB]	0.7
Switched Path	EUT - SignalingUnit - SpectrumAnalyzer

Test Equipment	
Signal analyzer,Rohde&Schwarz,FSV-30,1321.3008K30/103809,3.70	
Signaling unit,Rohde&Schwarz,CMW,1201.0002k75/102550,4.0.61	
Switch matrix,CTCadvanced,RSM-1 NI DAQ,29655273,NI	

Test at TX 2404 MHz

RESULT: Reference Power cond.

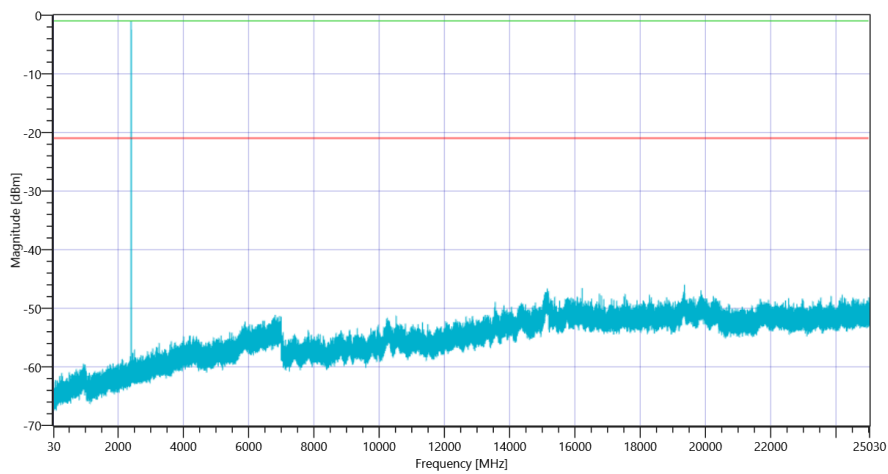
Test Description	Lower Limit	Upper Limit	Measured	Unit	Verdict
Ref. Power 1MHz/1MHz cond.	---	---	1.70	dBm	INFO
Ref. Frequency	---	---	2403.500	MHz	INFO

READ SA SETTINGS:

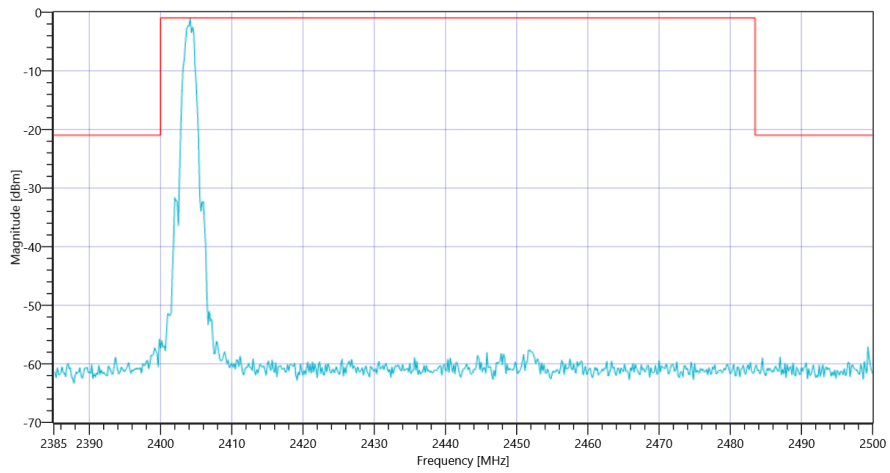
RefLevel [dBm] RefLevelOffset [dB] InpAtt [dB]	1.70 0 20
Start [MHz] Stop [MHz]	24530.000 25030.000
RBW [MHz] VBW [MHz]	0.100000 0.300000
Detector TraceMode	POS MAXH
Sweep: Time [ms] Count Points per Section Type	200 25 3001 SWE

RESULT

Test Description	Lower Limit	Upper Limit	Measured	Unit	Verdict
Reference @ 2404.17 MHz	---	---	-0.99	dBm	INFO
No peaks detected	---	---			PASS
Lowest margin to limit 19355 MHz	0	---	24.98	dB	INFO



FCC Part 15.247 TX Spurious Conducted 20dBc ~ BT LE 2 Msps 2404



FCC Part 15.247 TX Spurious Conducted 20dBc ~ BT LE 2 Msps 2404

Test at TX 2440 MHz

RESULT: Reference Power cond.

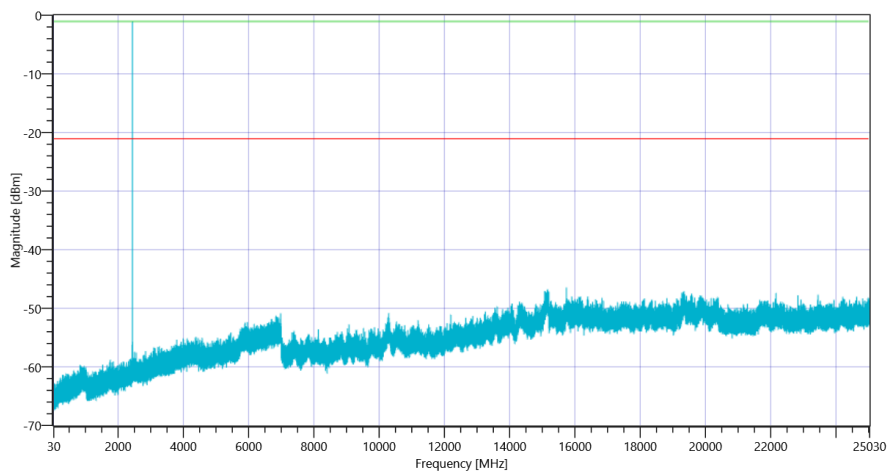
Test Description	Lower Limit	Upper Limit	Measured	Unit	Verdict
Ref. Power 1MHz/1MHz cond.	---	---	2.13	dBm	INFO
Ref. Frequency	---	---	2439.500	MHz	INFO

READ SA SETTINGS:

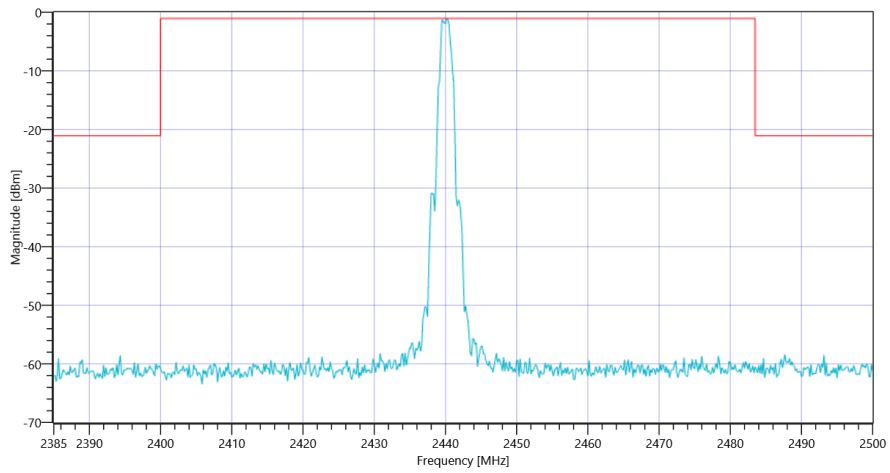
RefLevel [dBm] RefLevelOffset [dB] InpAtt [dB]	2.13 0 20
Start [MHz] Stop [MHz]	24530.000 25030.000
RBW [MHz] VBW [MHz]	0.100000 0.300000
Detector TraceMode	POS MAXH
Sweep: Time [ms] Count Points per Section Type	200 25 3001 SWE

RESULT

Test Description	Lower Limit	Upper Limit	Measured	Unit	Verdict
Reference @ 2440.17 MHz	---	---	-1.06	dBm	INFO
No peaks detected	---	---			PASS
Lowest margin to limit 15741.5 MHz	0	---	25.39	dB	INFO



FCC Part 15.247 TX Spurious Conducted 20dBc ~ BT LE 2 Msps 2440



FCC Part 15.247 TX Spurious Conducted 20dBc ~ BT LE 2 Msps 2440

Test at TX 2478 MHz

RESULT: Reference Power cond.

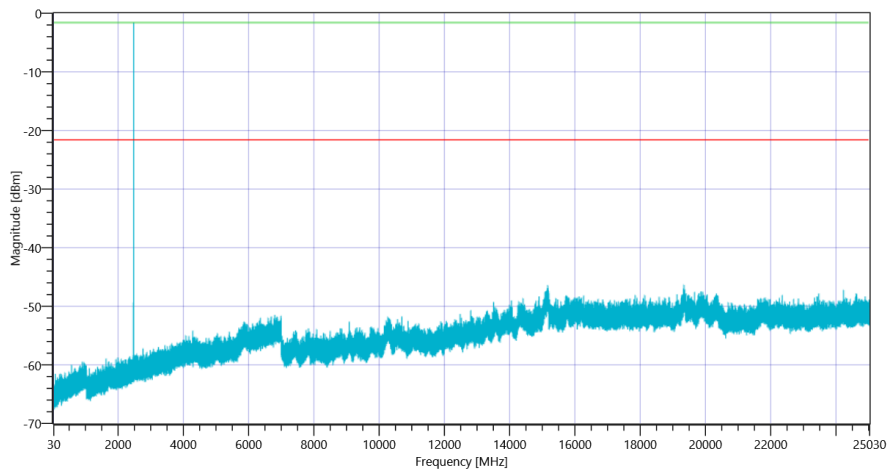
Test Description	Lower Limit	Upper Limit	Measured	Unit	Verdict
Ref. Power 1MHz/1MHz cond.	---	---	1.07	dBm	INFO
Ref. Frequency	---	---	2478.500	MHz	INFO

READ SA SETTINGS:

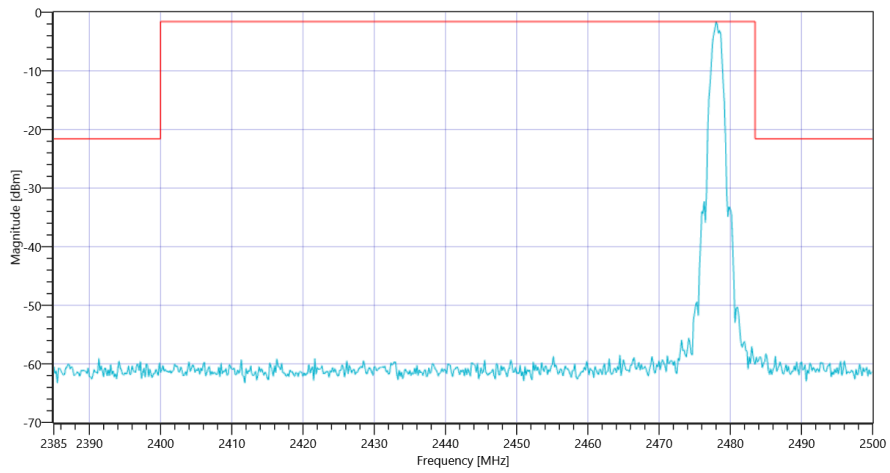
RefLevel [dBm] RefLevelOffset [dB] InpAtt [dB]	1.07 0 20
Start [MHz] Stop [MHz]	24530.000 25030.000
RBW [MHz] VBW [MHz]	0.100000 0.300000
Detector TraceMode	POS MAXH
Sweep: Time [ms] Count Points per Section Type	200 25 3001 SWE

RESULT

Test Description	Lower Limit	Upper Limit	Measured	Unit	Verdict
Reference @ 2478.00 MHz	---	---	-1.60	dBm	INFO
No peaks detected	---	---			PASS
Lowest margin to limit 30 MHz	0	---	-135.5	dB	INFO



FCC Part 15.247 TX Spurious Conducted 20dBc ~ BT LE 2 Msps 2478



FCC Part 15.247 TX Spurious Conducted 20dBc ~ BT LE 2 Msps 2478

General verdict

PASS

- END OF DOCUMENT -