



### PHOTOGRAPHS OF THE TEST CONFIGURATION

Charging Mode  
Test Mode A (Left: 20cm)




Test Mode A (Right: 20cm)






Test Mode A (Top: 20cm)




Test Mode A (Bottom: 20cm)






Test Mode A (Z-axis\_Below: 20cm)




Test Mode A (Z-axis\_Above: 20cm)






Test Mode B (Left: 20cm)



Test Mode B (Right: 20cm)






Test Mode B (Top: 20cm)




Test Mode B (Bottom: 20cm)





Test Mode B (Z-axis\_Below: 20cm)



Test Mode B (Z-axis\_Above: 20cm)

