



## PHOTOGRAPHS OF THE TEST CONFIGURATION

For 360.0kHz


E-Field and H-Field (Left) (Charging Mode)




E-Field and H-Field (Right) (Charging Mode)




E-Field and H-Field (Top) (Charging Mode)




E-Field and H-Field (Bottom) (Charging Mode)




E-Field and H-Field (Z-axis Above: 15cm) (Charging Mode)




E-Field and H-Field (Z-axis Above: 20cm) (Charging Mode)




For 147.9kHz  
E-Field and H-Field (Left) (Charging Mode)




E-Field and H-Field (Right) (Charging Mode)




E-Field and H-Field (Top) (Charging Mode)




E-Field and H-Field (Bottom) (Charging Mode)



E-Field and H-Field (Z-axis\_Above: 15cm) (Charging Mode)




E-Field and H-Field (Z-axis\_Above: 20cm) (Charging Mode)




For 360.0kHz + 147.9kHz  
E-Field and H-Field (Left) (Charging Mode)



E-Field and H-Field (Right) (Charging Mode)



E-Field and H-Field (Top) (Charging Mode)




E-Field and H-Field (Bottom) (Charging Mode)




E-Field and H-Field (Z-axis Above: 15cm) (Charging Mode)




E-Field and H-Field (Z-axis Above: 20cm) (Charging Mode)




E-Field and H-Field (Left) (Standby Mode)




E-Field and H-Field (Right) (Standby Mode)




E-Field and H-Field (Top) (Standby Mode)



E-Field and H-Field (Bottom) (Standby Mode)



E-Field and H-Field (Z-axis Above: 15cm) (Standby Mode)



E-Field and H-Field (Z-axis Above: 20cm) (Standby Mode)

