


PHOTOGRAPHS OF THE TEST CONFIGURATION

Conducted Emission Test
Test Mode A, D



Conducted Emission Test
Test Mode B, E





Conducted Emission Test
Test Mode C, F





Conducted Emission Test
Test Mode G





Radiated Emission Test (9kHz ~ 30MHz)
Test Mode A, D




Radiated Emission Test (9kHz ~ 30MHz)
Test Mode B, E





Radiated Emission Test (9kHz ~ 30MHz)
Test Mode C, F




Radiated Emission Test (9kHz ~ 30MHz)
Test Mode G





Radiated Emission Test (30MHz ~ 1GHz)
Test Mode A, D



Radiated Emission Test (30MHz ~ 1GHz)
Test Mode B, E



Radiated Emission Test (30MHz ~ 1GHz)
Test Mode C, F



Radiated Emission Test (30MHz ~ 1GHz)
Test Mode G

