



PHOTOGRAPHS OF THE TEST CONFIGURATION


Charging Mode
Test Mode A (Left: 20cm)




Test Mode A (Right: 20cm)




Test Mode A (Top: 20cm)




Test Mode A (Bottom: 20cm)




Test Mode A (Z-axis Above: 20cm)




Test Mode A (Z-axis Below: 20cm)



Test Mode B (Left: 20cm)




Test Mode B (Right: 20cm)



Test Mode B (Top: 20cm)




Test Mode B (Bottom: 20cm)




Test Mode B (Z-axis_Above: 20cm)




Test Mode B (Z-axis_Below: 20cm)




Test Mode C (Left: 20cm)



Test Mode C (Right: 20cm)




Test Mode C (Top: 20cm)




Test Mode C (Bottom: 20cm)



Test Mode C (Z-axis Above: 20cm)



Test Mode C (Z-axis Below: 20cm)




Standby Mode
Test Mode D (Left: 20cm)




Test Mode D (Right: 20cm)




Test Mode D (Top: 20cm)



Test Mode D (Bottom: 20cm)



Test Mode D (Z-axis Above: 20cm)



Test Mode D (Z-axis Below: 20cm)

