



PHOTOGRAPHS OF THE TEST CONFIGURATION


E-Field (Charging Mode with Full Load - Left)




E-Field (Charging Mode with Full Load - Right)




E-Field (Charging Mode with Full Load - Top)




E-Field (Charging Mode with Full Load - Bottom)



E-Field (Charging Mode with Full Load - Z-axis (15cm))




E-Field (Charging Mode with Full Load - Z-axis (20cm))




E-Field (Standby Mode - Left)




E-Field (Standby Mode - Right)




E-Field (Standby Mode - Top)




E-Field (Standby Mode - Bottom)




E-Field (Standby Mode - Z-axis (15cm))




E-Field (Standby Mode - Z-axis (20cm))




H-Field (Charging Mode with Full Load - Left)




H-Field (Charging Mode with Full Load - Right)




H-Field (Charging Mode with Full Load - Top)




H-Field (Charging Mode with Full Load - Bottom)




H-Field (Charging Mode with Full Load - Z-axis (15cm))




H-Field (Charging Mode with Full Load - Z-axis (20cm))




H-Field (Standby Mode - Left)




H-Field (Standby Mode - Right)




H-Field (Standby Mode - Top)



H-Field (Standby Mode - Bottom)



H-Field (Standby Mode - Z-axis (15cm))



H-Field (Standby Mode - Z-axis (20cm))

