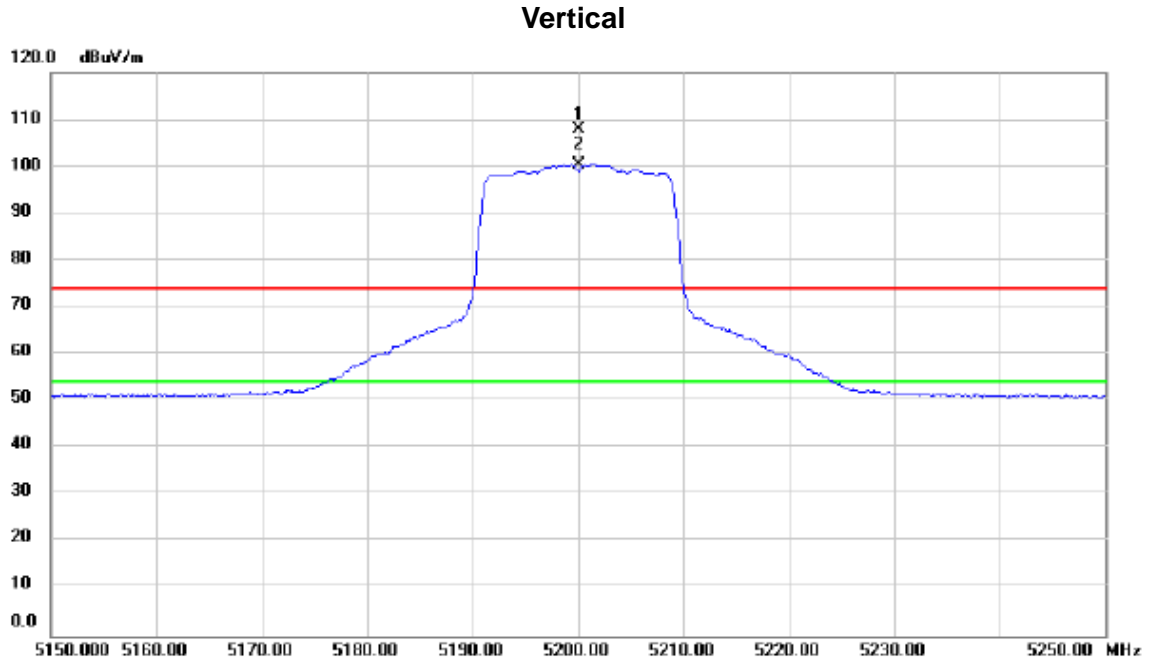


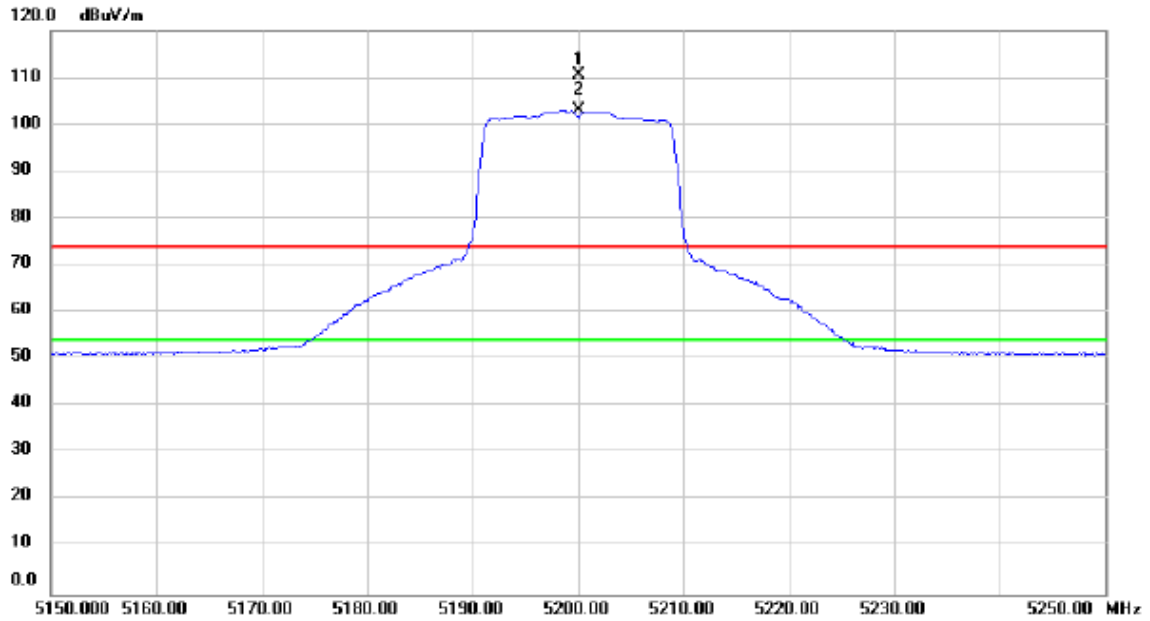
Orthogonal Axis:	X
Test Mode:	UNII-1/ TX AC20 Mode 5200MHz



No.	Mk.	Freq. MHz	Reading Level dBuV	Correct Factor dB	Measure- ment dBuV/m	Limit dBuV/m	Margin dB	Detector	Comment
1	X	5200.000	70.26	37.54	107.80	74.00	33.80	peak	No Limit
2	*	5200.000	62.79	37.54	100.33	54.00	46.33	AVG	No Limit

Orthogonal Axis:	X
Test Mode:	UNII-1/ TX AC20 Mode 5200MHz

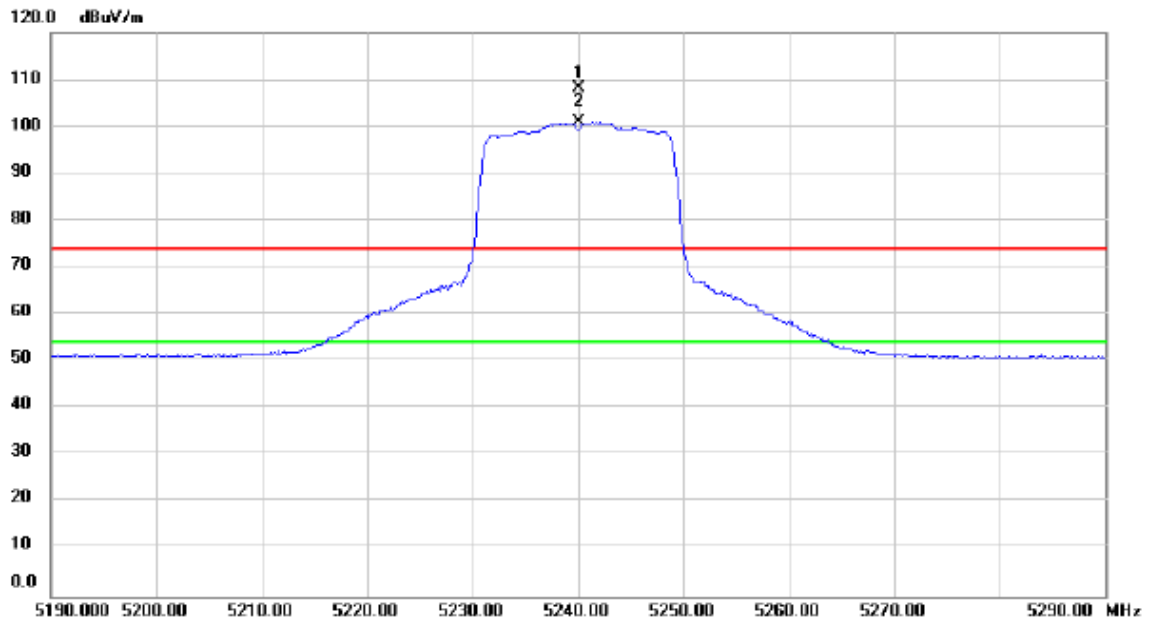
Horizontal



No.	Mk.	Freq. MHz	Reading Level dBuV	Correct Factor dB	Measure- ment dBuV/m	Limit dBuV/m	Margin dB	Detector	Comment
1	X	5200.000	73.10	37.54	110.64	74.00	36.64	peak	No Limit
2	*	5200.000	65.48	37.54	103.02	54.00	49.02	AVG	No Limit

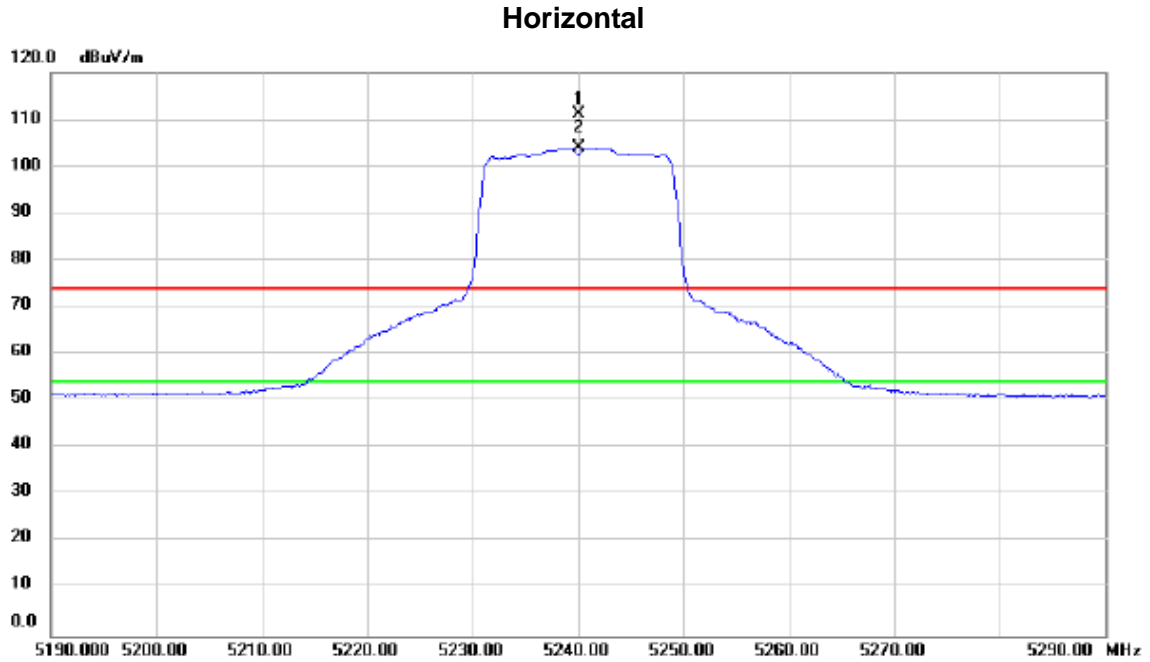
Orthogonal Axis:	X
Test Mode:	UNII-1/ TX AC20 Mode 5240MHz

Vertical



No.	Mk.	Freq. MHz	Reading Level dBuV	Correct Factor dB	Measure- ment dBuV/m	Limit dBuV/m	Margin dB	Detector	Comment
1	X	5240.000	70.66	37.59	108.25	74.00	34.25	peak	No Limit
2	*	5240.000	63.28	37.59	100.87	54.00	46.87	AVG	No Limit

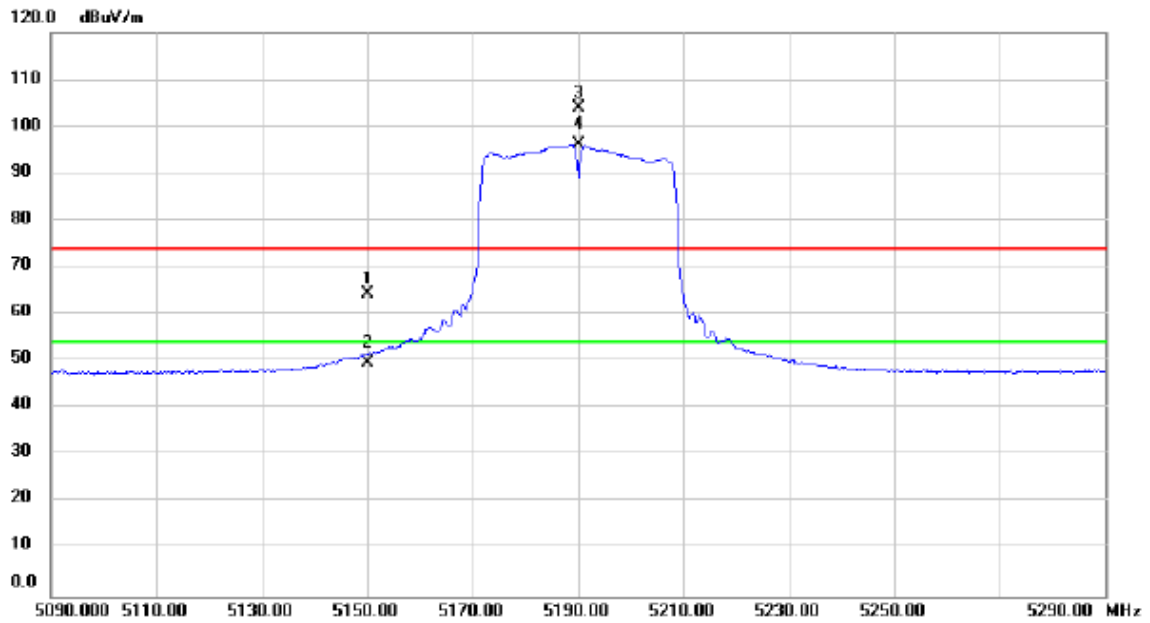
Orthogonal Axis:	X
Test Mode:	UNII-1/ TX AC20 Mode 5240MHz



No.	Mk.	Freq. MHz	Reading Level dBuV	Correct Factor dB	Measure- ment dBuV/m	Limit dBuV/m	Margin dB	Detector	Comment
1	X	5240.000	73.63	37.59	111.22	74.00	37.22	peak	No Limit
2	*	5240.000	66.36	37.59	103.95	54.00	49.95	AVG	No Limit

Orthogonal Axis:	X
Test Mode:	UNII-1/ TX AC40 Mode 5190MHz

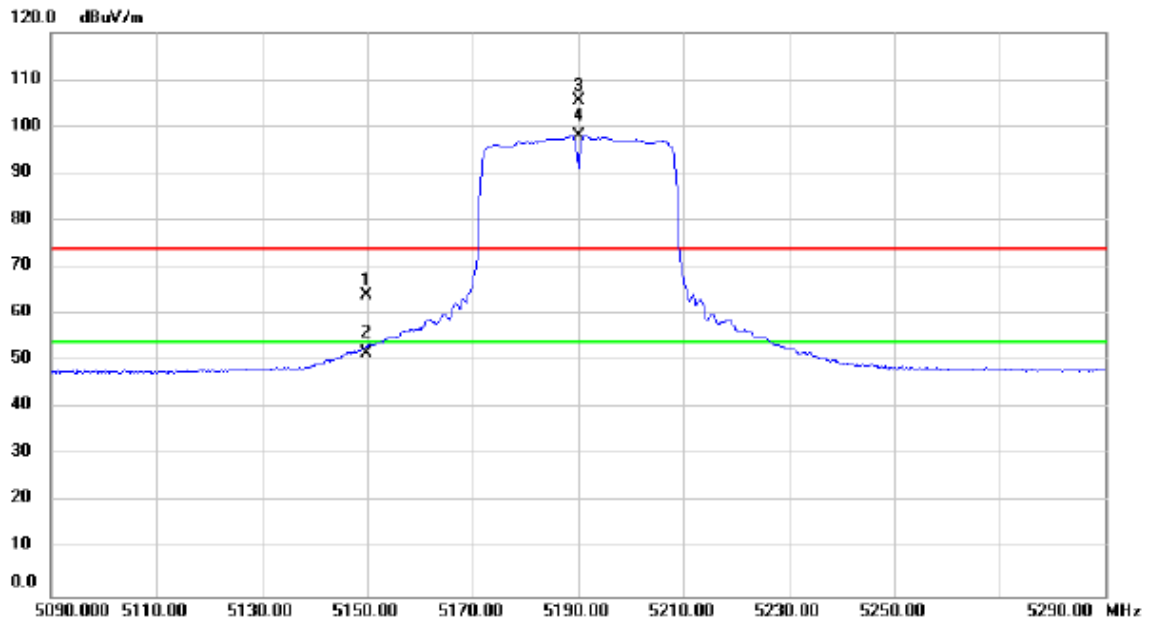
Vertical



No.	Mk.	Freq. MHz	Reading Level dBuV	Correct Factor dB	Measure- ment dBuV/m	Limit dBuV/m	Margin dB	Detector	Comment
1		5150.000	27.01	37.47	64.48	74.00	-9.52	peak	
2		5150.000	12.04	37.47	49.51	54.00	-4.49	AVG	
3	X	5190.000	66.36	37.52	103.88	74.00	29.88	peak	No Limit
4	*	5190.000	58.64	37.52	96.16	54.00	42.16	AVG	No Limit

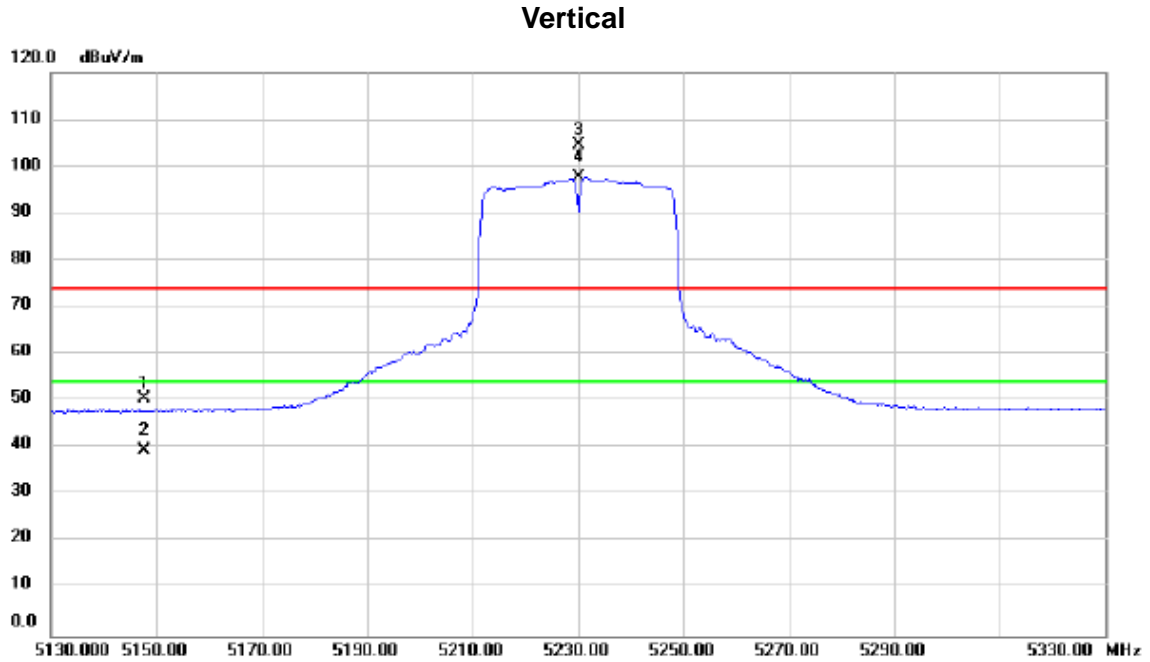
Orthogonal Axis:	X
Test Mode:	UNII-1/ TX AC40 Mode 5190MHz

Horizontal



No.	Mk.	Freq. MHz	Reading Level dBuV	Correct Factor dB	Measure- ment dBuV/m	Limit dBuV/m	Margin dB	Detector	Comment
1		5149.760	26.53	37.47	64.00	74.00	-10.00	peak	
2		5149.760	14.37	37.47	51.84	54.00	-2.16	AVG	
3	X	5190.000	68.04	37.52	105.56	74.00	31.56	peak	No Limit
4	*	5190.000	60.55	37.52	98.07	54.00	44.07	AVG	No Limit

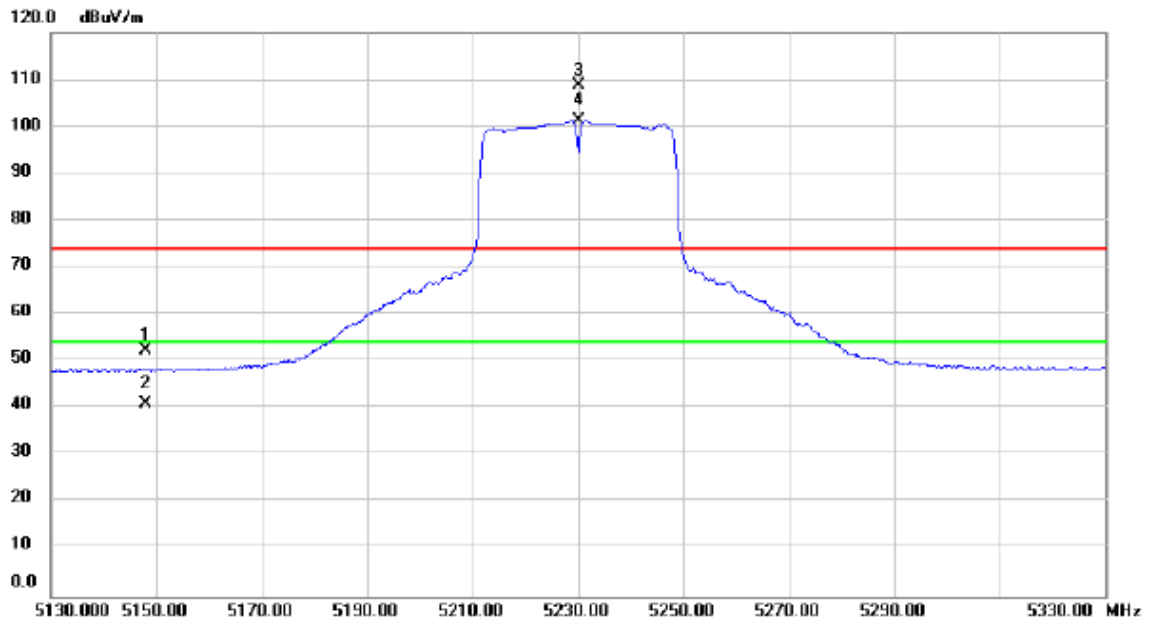
Orthogonal Axis:	X
Test Mode:	UNII-1/ TX AC40 Mode 5230MHz



No.	Mk.	Freq. MHz	Reading Level dBuV	Correct Factor dB	Measure- ment dBuV/m	Limit dBuV/m	Margin dB	Detector	Comment
1		5147.720	13.14	37.47	50.61	74.00	-23.39	peak	
2		5147.720	1.87	37.47	39.34	54.00	-14.66	AVG	
3	X	5230.000	67.01	37.57	104.58	74.00	30.58	peak	No Limit
4	*	5230.000	60.11	37.57	97.68	54.00	43.68	AVG	No Limit

Orthogonal Axis:	X
Test Mode:	UNII-1/ TX AC40 Mode 5230MHz

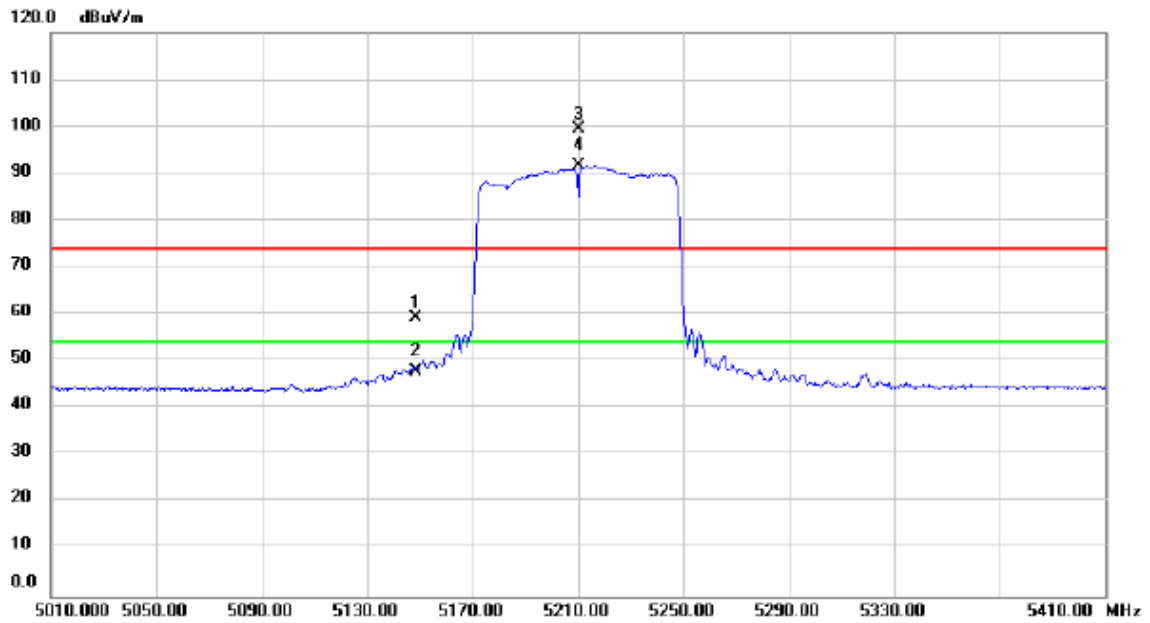
Horizontal



No.	Mk.	Freq. MHz	Reading Level dBuV	Correct Factor dB	Measure- ment dBuV/m	Limit dBuV/m	Margin dB	Detector	Comment
1		5148.100	14.73	37.47	52.20	74.00	-21.80	peak	
2		5148.100	3.55	37.47	41.02	54.00	-12.98	AVG	
3	X	5230.000	71.26	37.57	108.83	74.00	34.83	peak	No Limit
4	*	5230.000	63.70	37.57	101.27	54.00	47.27	AVG	No Limit

Orthogonal Axis:	X
Test Mode:	UNII-1/ TX AC80 Mode 5210MHz

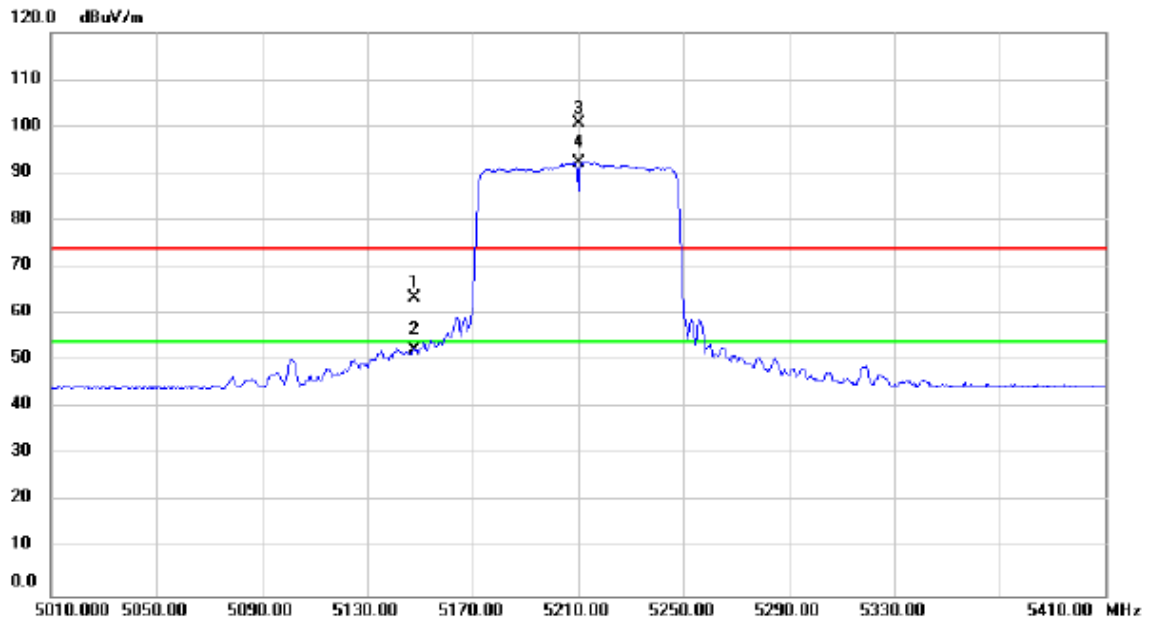
Vertical



No.	Mk.	Freq. MHz	Reading Level dBuV	Correct Factor dB	Measure- ment dBuV/m	Limit dBuV/m	Margin dB	Detector	Comment
1		5148.460	21.91	37.47	59.38	74.00	-14.62	peak	
2		5148.460	10.42	37.47	47.89	54.00	-6.11	AVG	
3	X	5210.000	61.89	37.55	99.44	74.00	25.44	peak	No Limit
4	*	5210.000	54.14	37.55	91.69	54.00	37.69	AVG	No Limit

Orthogonal Axis:	X
Test Mode:	UNII-1/ TX AC80 Mode 5210MHz

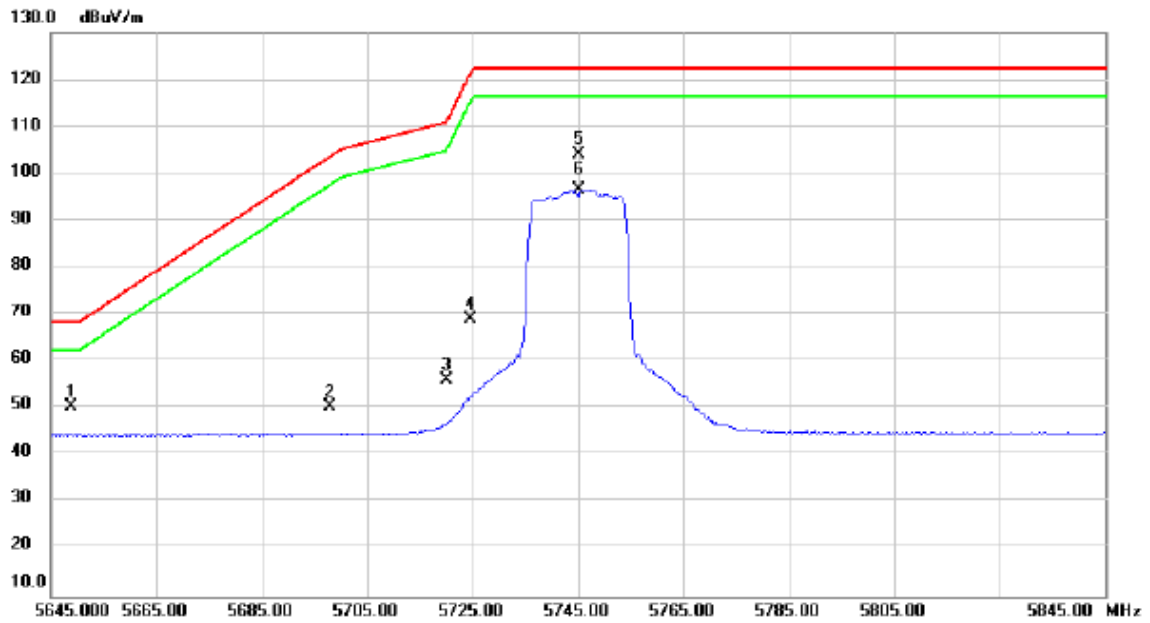
Horizontal



No.	Mk.	Freq. MHz	Reading Level dBuV	Correct Factor dB	Measure- ment dBuV/m	Limit dBuV/m	Margin dB	Detector	Comment
1		5147.900	25.94	37.47	63.41	74.00	-10.59	peak	
2		5147.900	14.98	37.47	52.45	54.00	-1.55	AVG	
3	X	5210.000	63.08	37.55	100.63	74.00	26.63	peak	No Limit
4	*	5210.000	54.74	37.55	92.29	54.00	38.29	AVG	No Limit

Orthogonal Axis:	X
Test Mode:	UNII-3/TX AC20 Mode 5745MHz

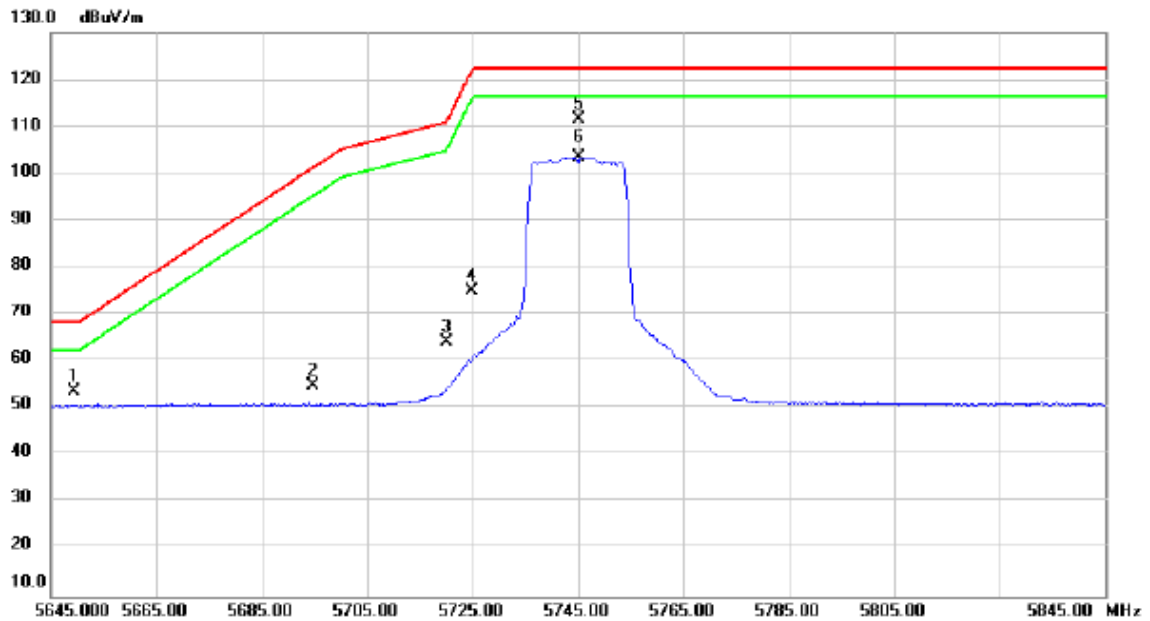
Vertical



No.	Mk.	Freq. MHz	Reading Level dBuV	Correct Factor dB	Measure- ment dBuV/m	Limit dBuV/m	Margin dB	Detector	Comment
1	*	5648.800	11.93	38.30	50.23	68.20	-17.97	peak	
2		5697.850	11.83	38.42	50.25	103.61	-53.36	peak	
3		5719.980	17.58	38.48	56.06	110.79	-54.73	peak	
4		5724.555	30.44	38.48	68.92	121.19	-52.27	peak	
5		5745.000	65.64	38.53	104.17	122.20	-18.03	peak	No Limit
6		5745.000	58.00	38.53	96.53	122.20	-25.67	AVG	No Limit

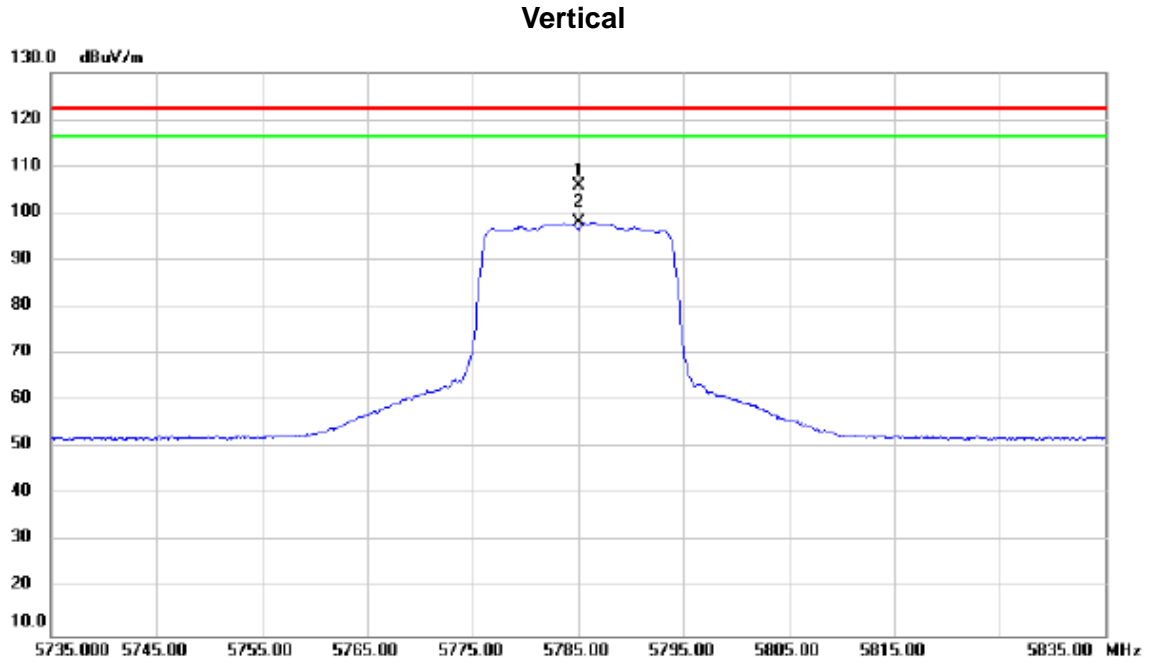
Orthogonal Axis:	X
Test Mode:	UNII-3/TX AC20 Mode 5745MHz

Horizontal



No.	Mk.	Freq. MHz	Reading Level dBuV	Correct Factor dB	Measure- ment dBuV/m	Limit dBuV/m	Margin dB	Detector	Comment
1		5649.350	15.48	38.30	53.78	68.20	-14.42	peak	
2		5694.750	16.48	38.41	54.89	101.31	-46.42	peak	
3		5719.940	25.81	38.48	64.29	110.78	-46.49	peak	
4		5724.995	36.39	38.48	74.87	122.19	-47.32	peak	
5	*	5745.000	73.05	38.53	111.58	122.20	-10.62	peak	No Limit
6		5745.000	65.06	38.53	103.59	122.20	-18.61	AVG	No Limit

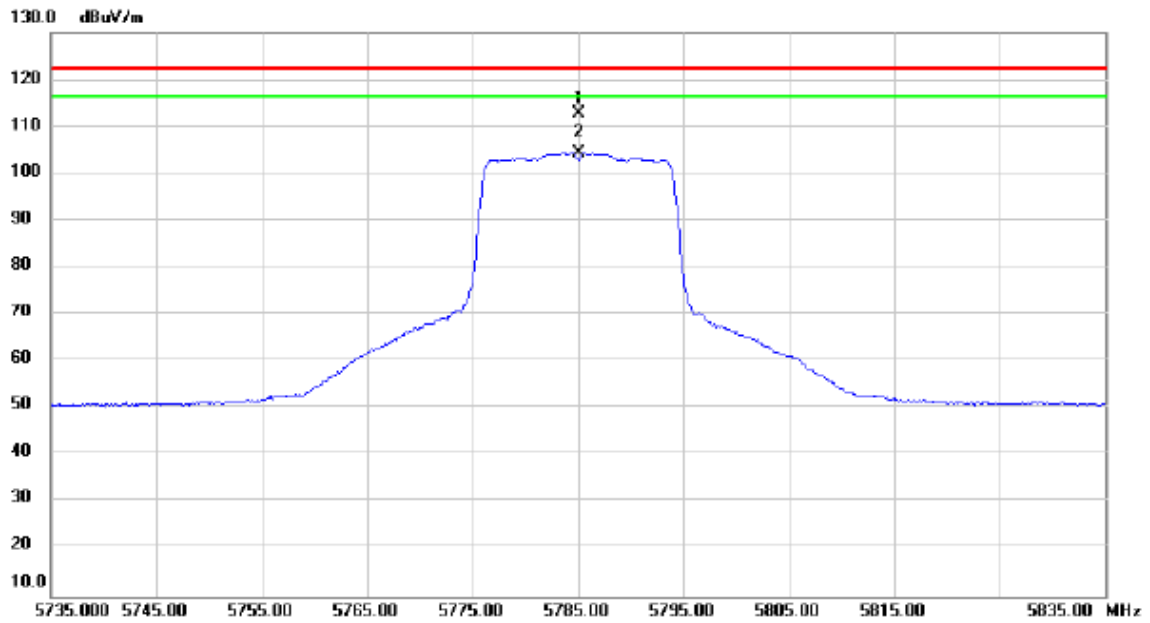
Orthogonal Axis:	X
Test Mode:	UNII-3/TX AC20 Mode 5785MHz



No.	Mk.	Freq. MHz	Reading Level dBuV	Correct Factor dB	Measure- ment dBuV/m	Limit dBuV/m	Margin dB	Detector	Comment
1	*	5785.000	67.17	38.64	105.81	122.20	-16.39	peak	No Limit
2		5785.000	59.42	38.64	98.06	122.20	-24.14	AVG	No Limit

Orthogonal Axis:	X
Test Mode:	UNII-3/TX AC20 Mode 5785MHz

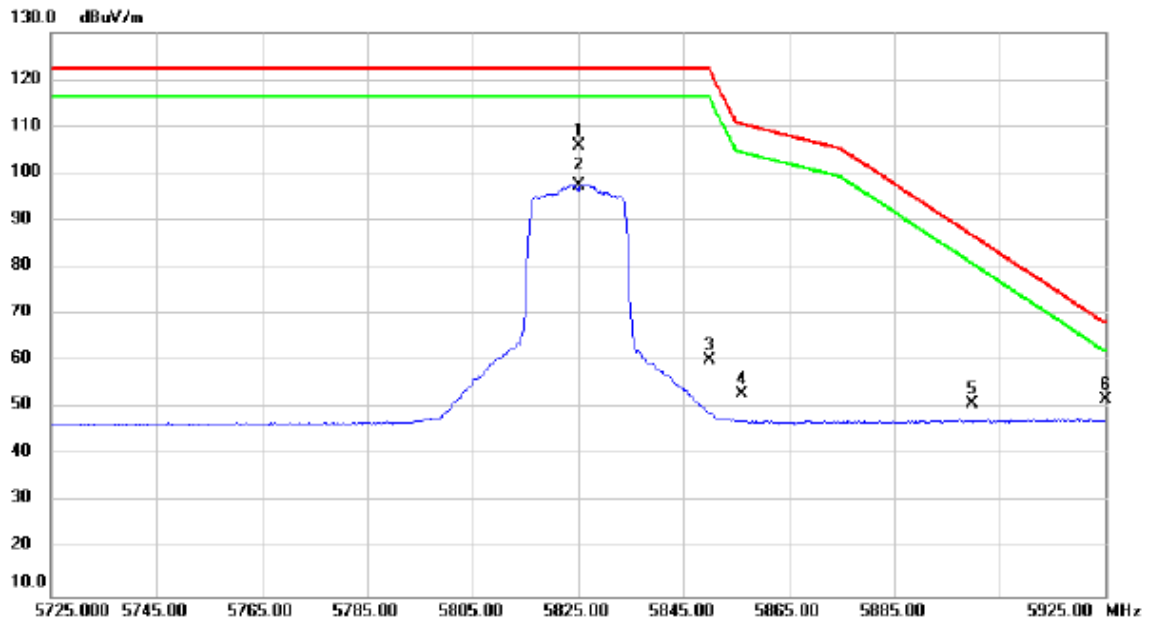
Horizontal



No.	Mk.	Freq. MHz	Reading Level dBuV	Correct Factor dB	Measure- ment dBuV/m	Limit dBuV/m	Margin dB	Detector	Comment
1	*	5785.000	74.14	38.64	112.78	122.20	-9.42	peak	No Limit
2		5785.000	65.66	38.64	104.30	122.20	-17.90	AVG	No Limit

Orthogonal Axis:	X
Test Mode:	UNII-3/TX AC20 Mode 5825MHz

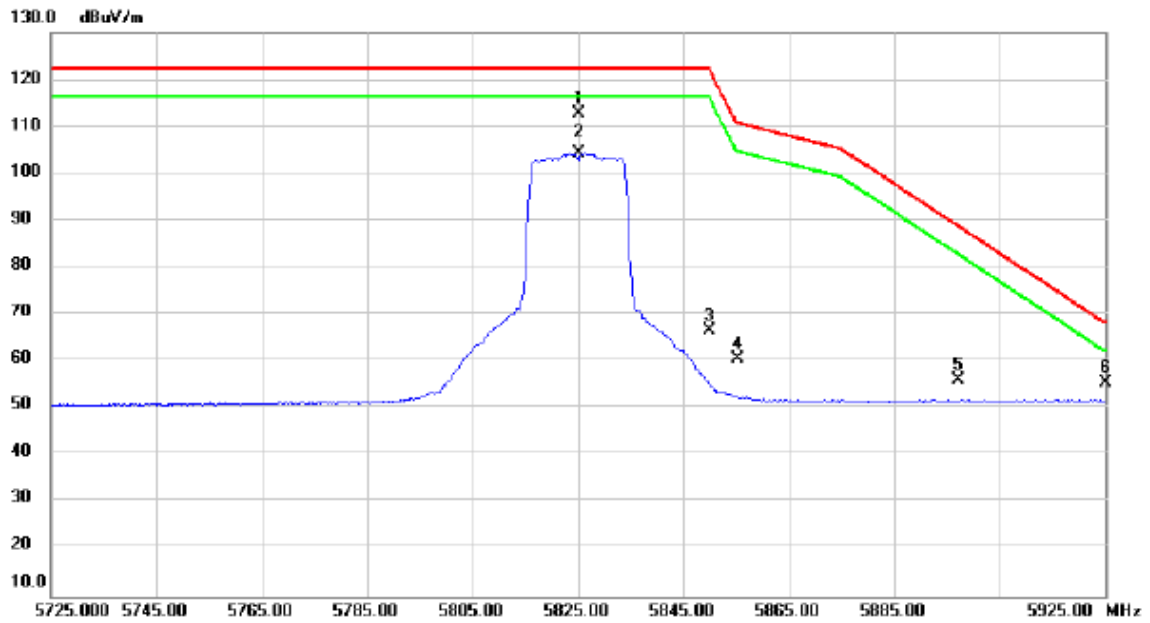
Vertical



No.	Mk.	Freq. MHz	Reading Level dBuV	Correct Factor dB	Measure- ment dBuV/m	Limit dBuV/m	Margin dB	Detector	Comment
1	*	5825.000	67.14	38.74	105.88	122.20	-16.32	peak	No Limit
2		5825.000	58.86	38.74	97.60	122.20	-24.60	AVG	No Limit
3		5850.030	21.32	38.80	60.12	122.13	-62.01	peak	
4		5856.180	14.29	38.82	53.11	110.47	-57.36	peak	
5		5899.850	12.08	38.93	51.01	86.81	-35.80	peak	
6		5925.000	12.70	39.00	51.70	68.20	-16.50	peak	

Orthogonal Axis:	X
Test Mode:	UNII-3/TX AC20 Mode 5825MHz

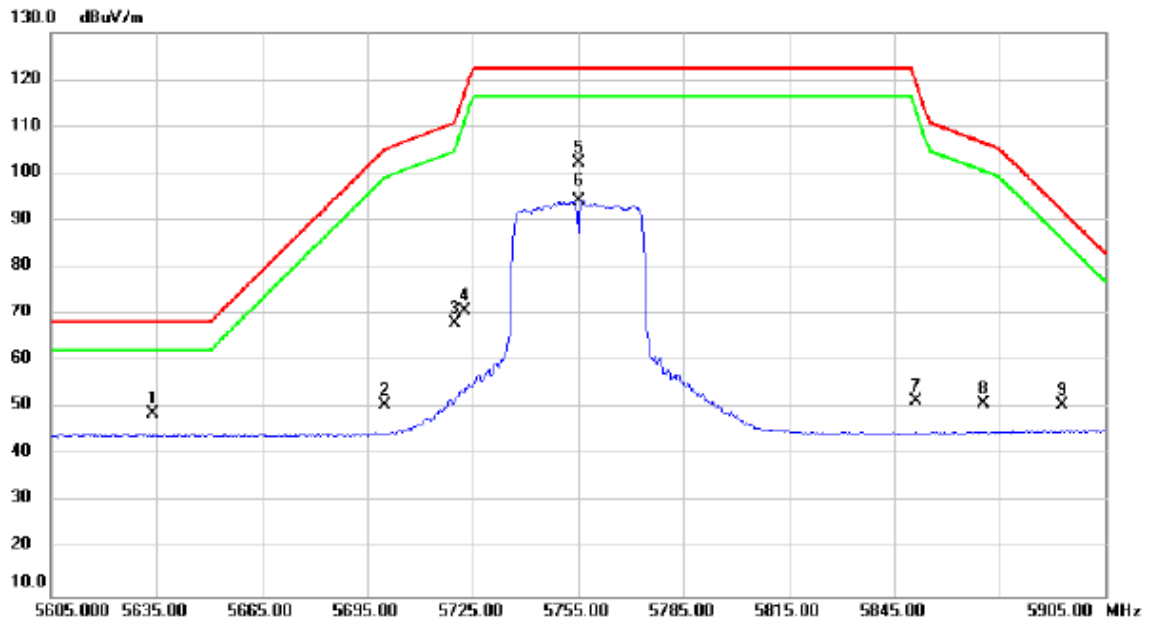
Horizontal



No.	Mk.	Freq. MHz	Reading Level dBuV	Correct Factor dB	Measure- ment dBuV/m	Limit dBuV/m	Margin dB	Detector	Comment
1	*	5825.000	74.09	38.74	112.83	122.20	-9.37	peak	No Limit
2		5825.000	65.55	38.74	104.29	122.20	-17.91	AVG	No Limit
3		5850.050	27.65	38.80	66.45	122.09	-55.64	peak	
4		5855.360	21.64	38.82	60.46	110.70	-50.24	peak	
5		5897.050	17.08	38.92	56.00	88.88	-32.88	peak	
6		5925.000	16.44	39.00	55.44	68.20	-12.76	peak	

Orthogonal Axis:	X
Test Mode:	UNII-3/TX AC40 Mode 5755MHz

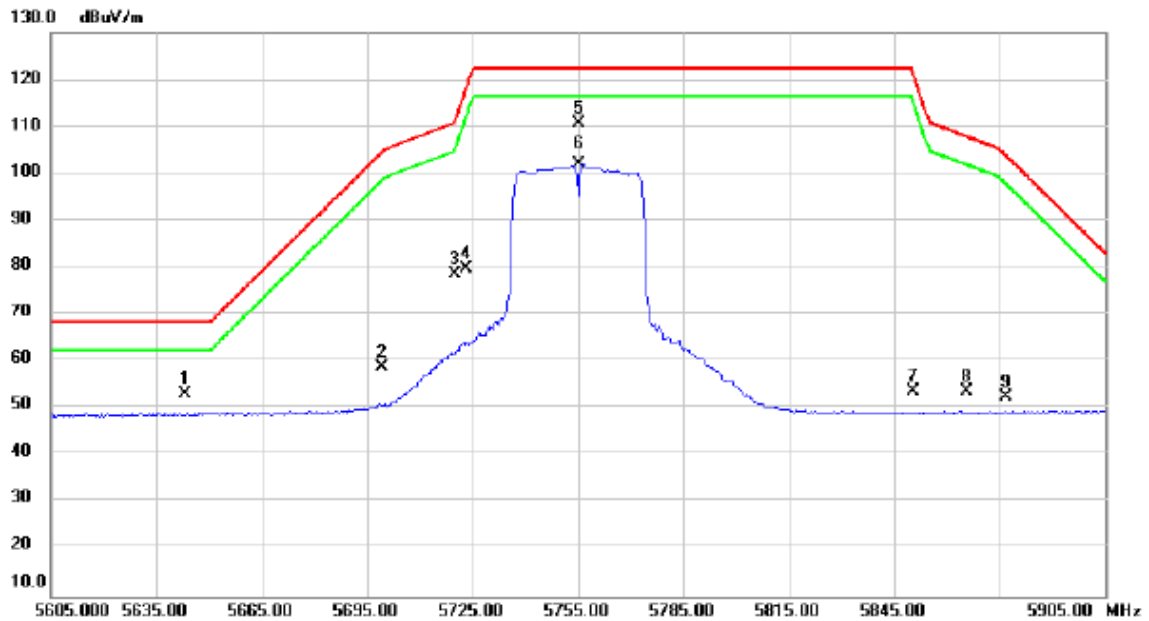
Vertical



No.	Mk.	Freq. MHz	Reading Level dBuV	Correct Factor dB	Measure- ment dBuV/m	Limit dBuV/m	Margin dB	Detector	Comment
1	*	5633.935	10.65	38.26	48.91	68.20	-19.29	peak	
2		5699.850	12.23	38.42	50.65	105.09	-54.44	peak	
3		5719.900	29.70	38.48	68.18	110.77	-42.59	peak	
4		5722.835	32.30	38.48	70.78	117.26	-46.48	peak	
5		5755.000	63.57	38.57	102.14	122.20	-20.06	peak	No Limit
6		5755.000	55.51	38.57	94.08	122.20	-28.12	AVG	No Limit
7		5851.150	12.79	38.80	51.59	119.58	-67.99	peak	
8		5870.580	12.18	38.86	51.04	106.44	-55.40	peak	
9		5892.790	11.67	38.91	50.58	92.04	-41.46	peak	

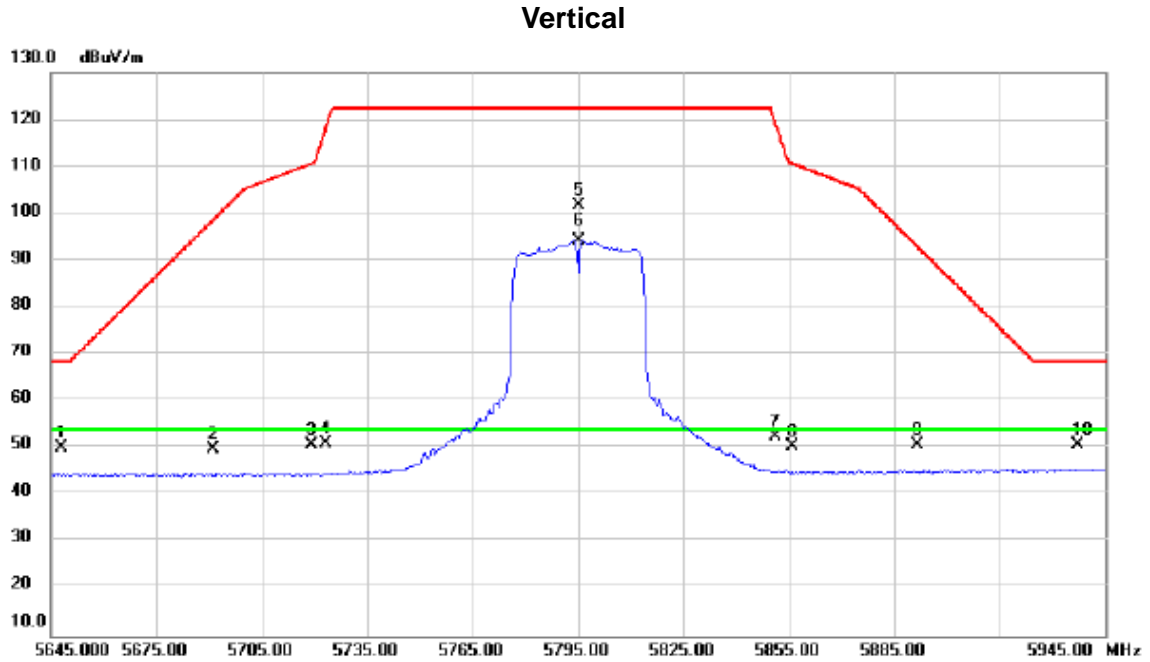
Orthogonal Axis:	X
Test Mode:	UNII-3/TX AC40 Mode 5755MHz

Horizontal



No.	Mk.	Freq. MHz	Reading Level dBuV	Correct Factor dB	Measure- ment dBuV/m	Limit dBuV/m	Margin dB	Detector	Comment
1		5643.025	14.70	38.28	52.98	68.20	-15.22	peak	
2		5699.100	20.42	38.42	58.84	104.53	-45.69	peak	
3		5719.800	39.95	38.48	78.43	110.74	-32.31	peak	
4		5723.185	41.34	38.48	79.82	118.06	-38.24	peak	
5	*	5755.000	72.04	38.57	110.61	122.20	-11.59	peak	No Limit
6		5755.000	63.41	38.57	101.98	122.20	-20.22	AVG	No Limit
7		5850.395	14.97	38.80	53.77	121.30	-67.53	peak	
8		5865.780	14.75	38.84	53.59	107.78	-54.19	peak	
9		5876.980	13.51	38.87	52.38	103.73	-51.35	peak	

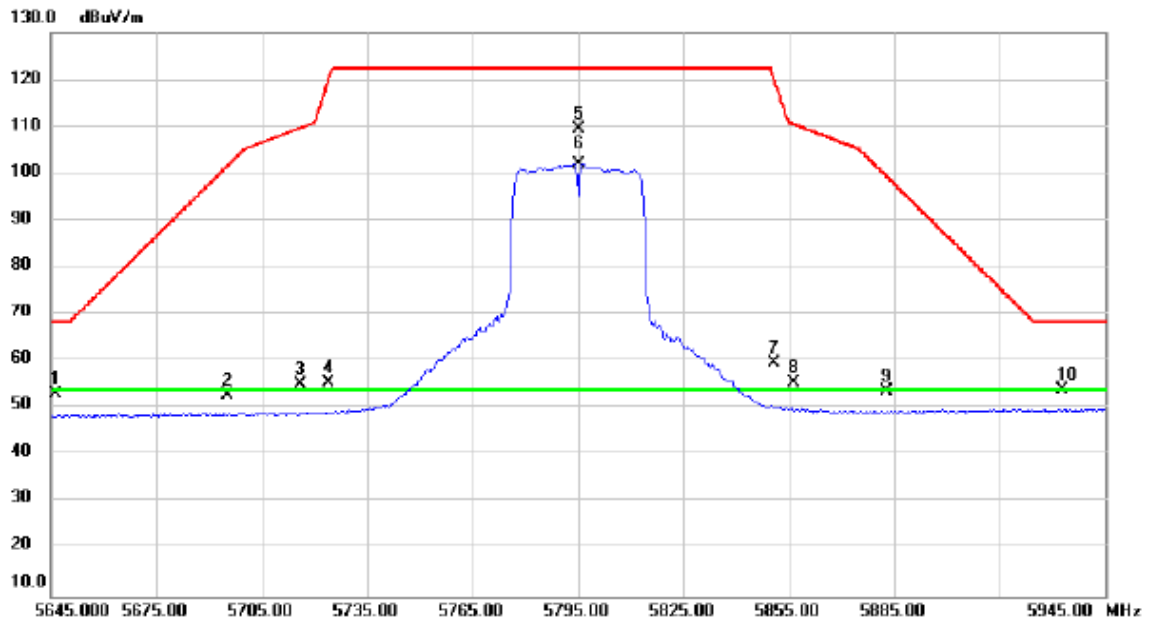
Orthogonal Axis:	X
Test Mode:	UNII-3/TX AC40 Mode 5795MHz



No.	Mk.	Freq. MHz	Reading Level dBuV	Correct Factor dB	Measure- ment dBuV/m	Limit dBuV/m	Margin dB	Detector	Comment
1		5648.035	11.69	38.30	49.99	68.20	-18.21	peak	
2		5691.200	11.25	38.40	49.65	98.69	-49.04	peak	
3		5719.380	12.19	38.48	50.67	110.63	-59.96	peak	
4		5723.340	12.49	38.48	50.97	118.42	-67.45	peak	
5		5795.000	62.95	38.66	101.61	122.20	-20.59	peak	No Limit
6	*	5795.000	55.60	38.66	94.26	54.00	40.26	AVG	No Limit
7		5851.275	13.55	38.80	52.35	119.29	-66.94	peak	
8		5856.180	11.53	38.82	50.35	110.47	-60.12	peak	
9		5891.700	11.80	38.91	50.71	92.84	-42.13	peak	
10		5937.320	11.53	39.02	50.55	68.20	-17.65	peak	

Orthogonal Axis:	X
Test Mode:	UNII-3/TX AC40 Mode 5795MHz

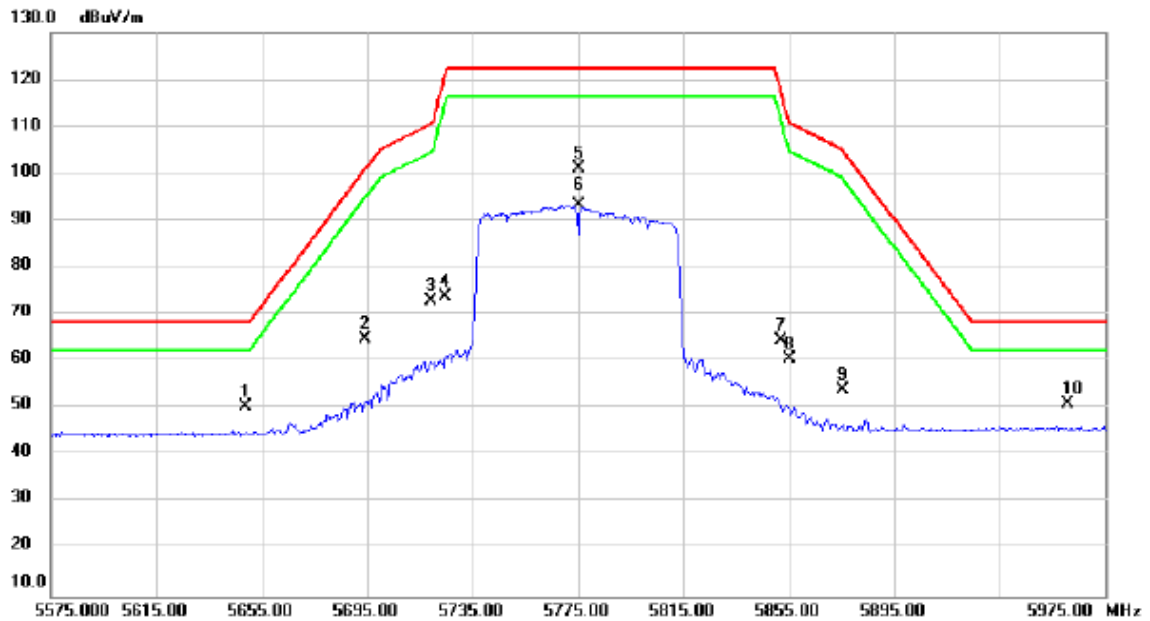
Horizontal



No.	Mk.	Freq. MHz	Reading Level dBuV	Correct Factor dB	Measure- ment dBuV/m	Limit dBuV/m	Margin dB	Detector	Comment
1		5646.280	14.89	38.28	53.17	68.20	-15.03	peak	
2		5695.100	14.31	38.41	52.72	101.57	-48.85	peak	
3		5715.880	16.68	38.46	55.14	109.65	-54.51	peak	
4		5723.910	16.90	38.48	55.38	119.71	-64.33	peak	
5		5795.000	70.90	38.66	109.56	122.20	-12.64	peak	No Limit
6	*	5795.000	63.39	38.66	102.05	54.00	48.05	AVG	No Limit
7		5850.680	20.92	38.80	59.72	120.65	-60.93	peak	
8		5856.500	16.66	38.82	55.48	110.38	-54.90	peak	
9		5882.700	14.67	38.89	53.56	99.50	-45.94	peak	
10		5932.860	15.08	39.01	54.09	68.20	-14.11	peak	

Orthogonal Axis:	X
Test Mode:	UNII-3/TX AC80 Mode 5775MHz

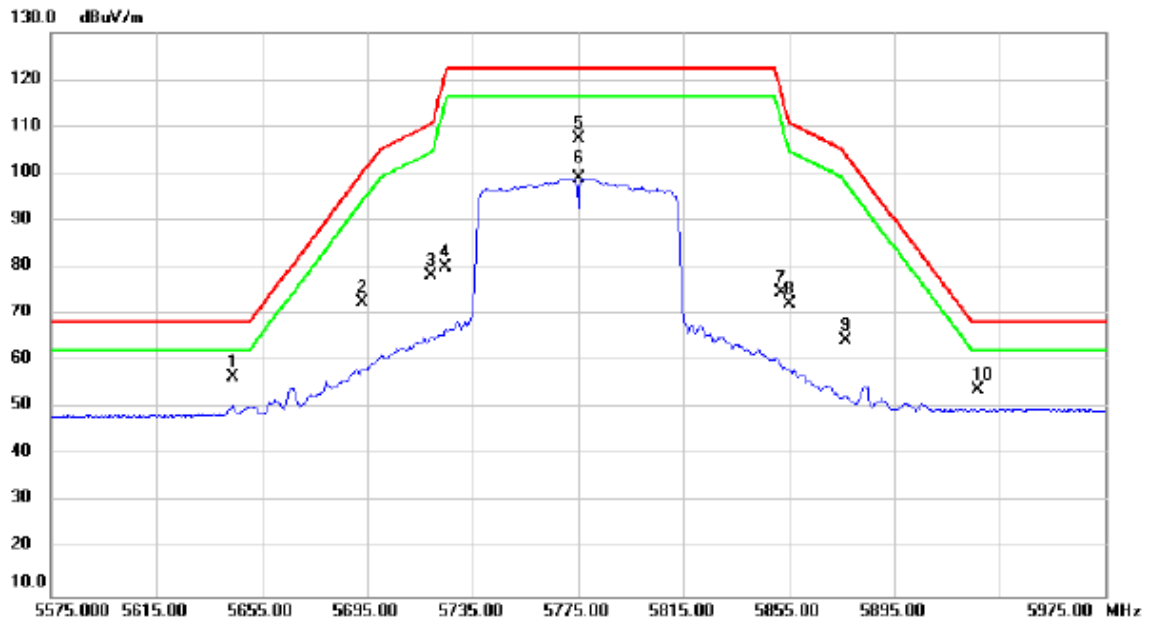
Vertical



No.	Mk.	Freq. MHz	Reading Level dBuV	Correct Factor dB	Measure- ment dBuV/m	Limit dBuV/m	Margin dB	Detector	Comment
1		5649.100	11.96	38.30	50.26	68.20	-17.94	peak	
2		5694.200	26.38	38.41	64.79	100.91	-36.12	peak	
3		5719.480	34.47	38.48	72.95	110.65	-37.70	peak	
4		5724.710	35.22	38.48	73.70	121.54	-47.84	peak	
5		5775.000	62.46	38.62	101.08	122.20	-21.12	peak	No Limit
6		5775.000	54.55	38.62	93.17	122.20	-29.03	AVG	No Limit
7		5852.000	25.79	38.80	64.59	117.64	-53.05	peak	
8		5855.500	21.86	38.82	60.68	110.66	-49.98	peak	
9		5875.300	15.14	38.87	54.01	104.98	-50.97	peak	
10	*	5960.600	11.99	39.08	51.07	68.20	-17.13	peak	

Orthogonal Axis:	X
Test Mode:	UNII-3/TX AC80 Mode 5775MHz

Horizontal

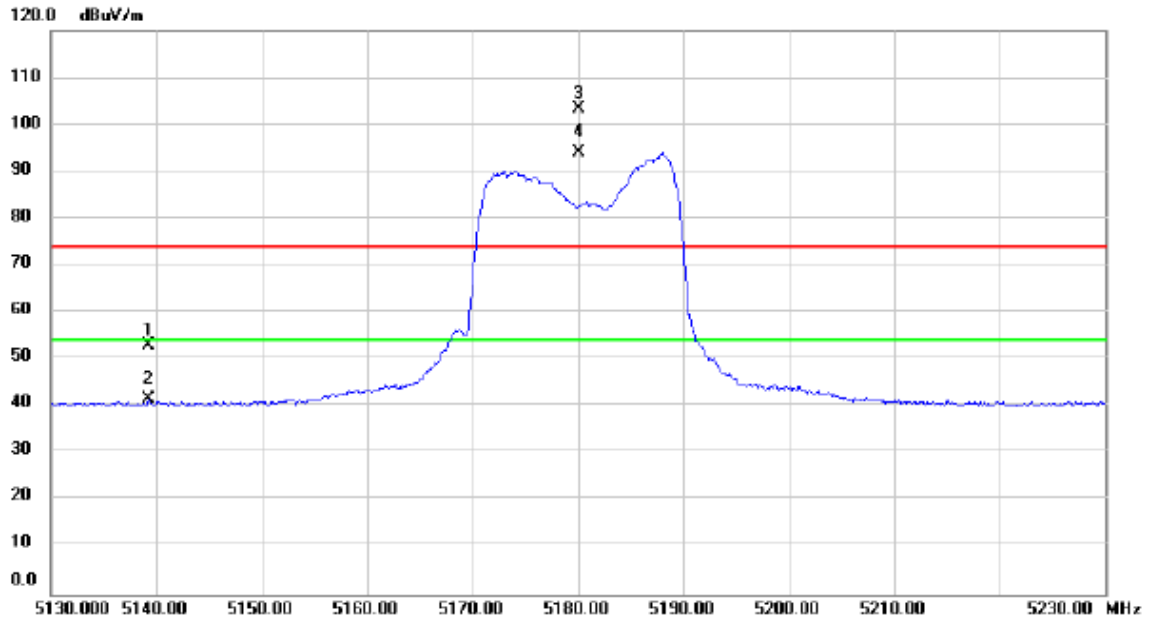


No.	Mk.	Freq. MHz	Reading Level dBuV	Correct Factor dB	Measure- ment dBuV/m	Limit dBuV/m	Margin dB	Detector	Comment
1	*	5644.225	18.51	38.28	56.79	68.20	-11.41	peak	
2		5693.250	34.11	38.41	72.52	100.20	-27.68	peak	
3		5719.260	39.81	38.48	78.29	110.59	-32.30	peak	
4		5724.660	41.59	38.48	80.07	121.42	-41.35	peak	
5		5775.000	68.79	38.62	107.41	122.20	-14.79	peak	No Limit
6		5775.000	60.20	38.62	98.82	122.20	-23.38	AVG	No Limit
7		5851.925	35.72	38.80	74.52	117.81	-43.29	peak	
8		5855.420	33.29	38.82	72.11	110.68	-38.57	peak	
9		5876.500	25.48	38.87	64.35	104.09	-39.74	peak	
10		5926.650	14.97	39.00	53.97	68.20	-14.23	peak	

Beamforming

Orthogonal Axis:	X
Test Mode:	UNII-1/ TX N20 Mode 5180MHz

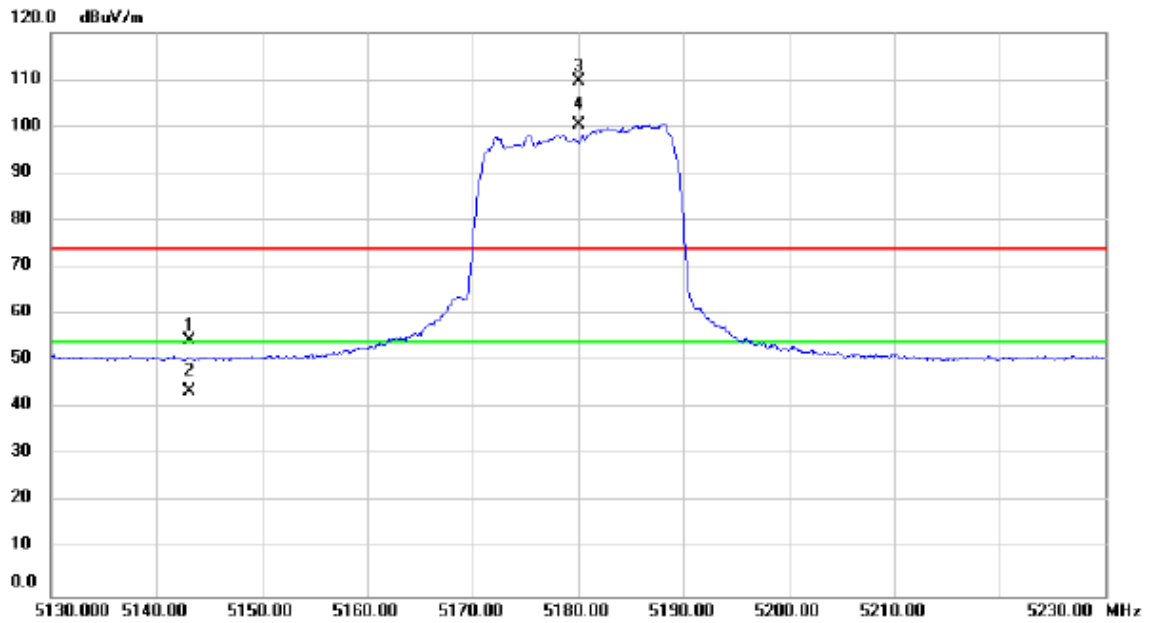
Vertical



No.	Mk.	Freq. MHz	Reading Level dBuV	Correct Factor dB	Measure- ment dBuV/m	Limit dBuV/m	Margin dB	Detector	Comment
1		5139.300	15.40	37.46	52.86	74.00	-21.14	peak	
2		5139.300	3.97	37.46	41.43	54.00	-12.57	AVG	
3	X	5180.000	65.80	37.51	103.31	74.00	29.31	peak	No Limit
4	*	5180.000	56.43	37.51	93.94	54.00	39.94	AVG	No Limit

Orthogonal Axis:	X
Test Mode:	UNII-1/ TX N20 Mode 5180MHz

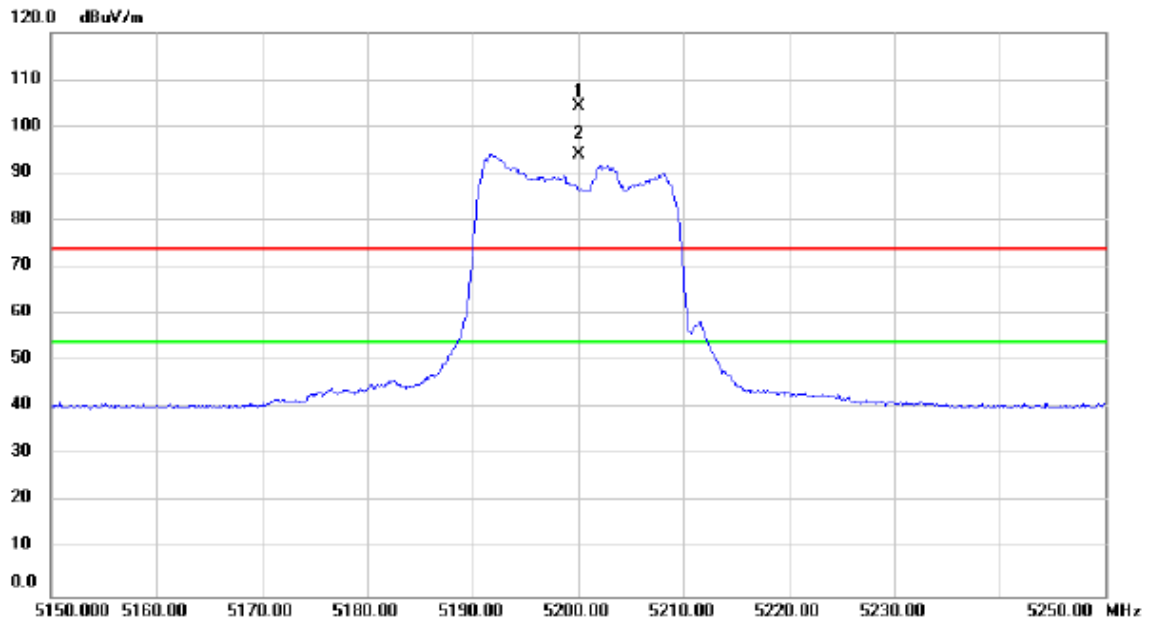
Horizontal



No.	Mk.	Freq. MHz	Reading Level dBuV	Correct Factor dB	Measure- ment dBuV/m	Limit dBuV/m	Margin dB	Detector	Comment
1		5143.100	17.09	37.46	54.55	74.00	-19.45	peak	
2		5143.100	6.15	37.46	43.61	54.00	-10.39	AVG	
3	X	5180.000	72.09	37.51	109.60	74.00	35.60	peak	No Limit
4	*	5180.000	62.86	37.51	100.37	54.00	46.37	AVG	No Limit

Orthogonal Axis:	X
Test Mode:	UNII-1/ TX N20 Mode 5200MHz

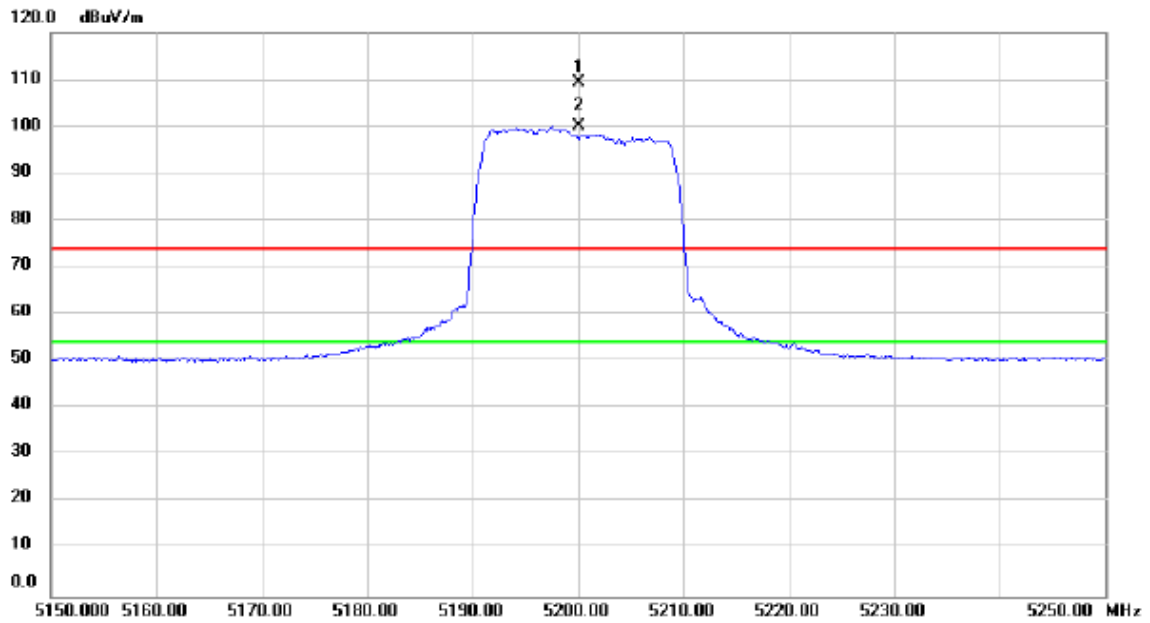
Vertical



No.	Mk.	Freq. MHz	Reading Level dBuV	Correct Factor dB	Measure- ment dBuV/m	Limit dBuV/m	Margin dB	Detector	Comment
1	X	5200.000	66.65	37.54	104.19	74.00	30.19	peak	No Limit
2	*	5200.000	56.56	37.54	94.10	54.00	40.10	AVG	No Limit

Orthogonal Axis:	X
Test Mode:	UNII-1/ TX N20 Mode 5200MHz

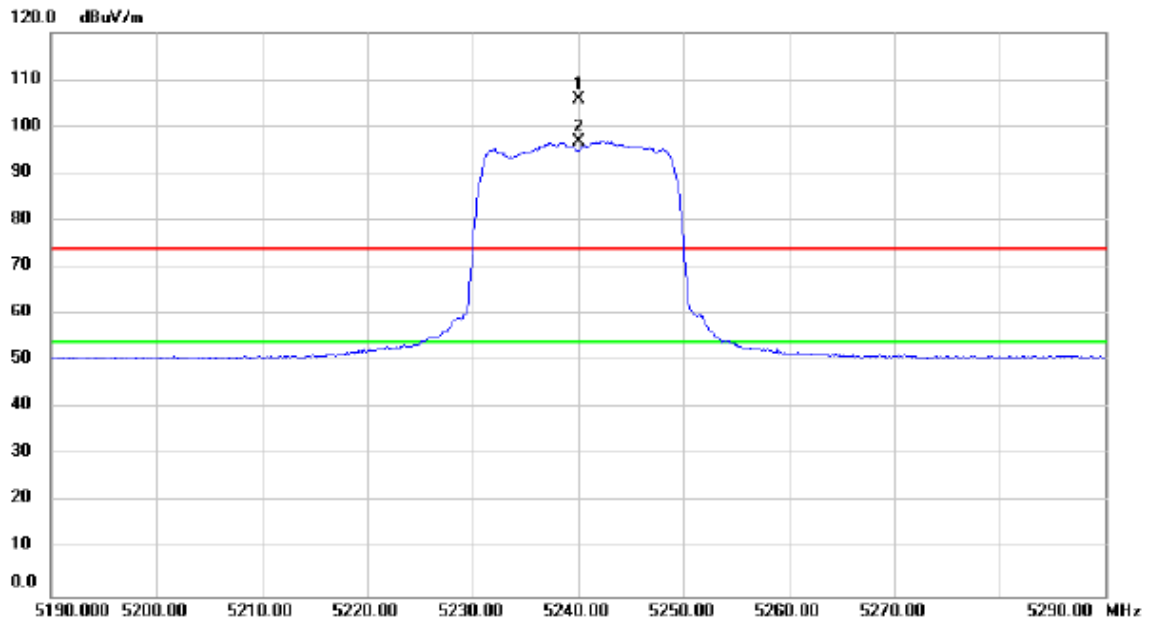
Horizontal



No.	Mk.	Freq. MHz	Reading Level dBuV	Correct Factor dB	Measure- ment dBuV/m	Limit dBuV/m	Margin dB	Detector	Comment
1	X	5200.000	71.80	37.54	109.34	74.00	35.34	peak	No Limit
2	*	5200.000	62.41	37.54	99.95	54.00	45.95	AVG	No Limit

Orthogonal Axis:	X
Test Mode:	UNII-1/ TX N20 Mode 5240MHz

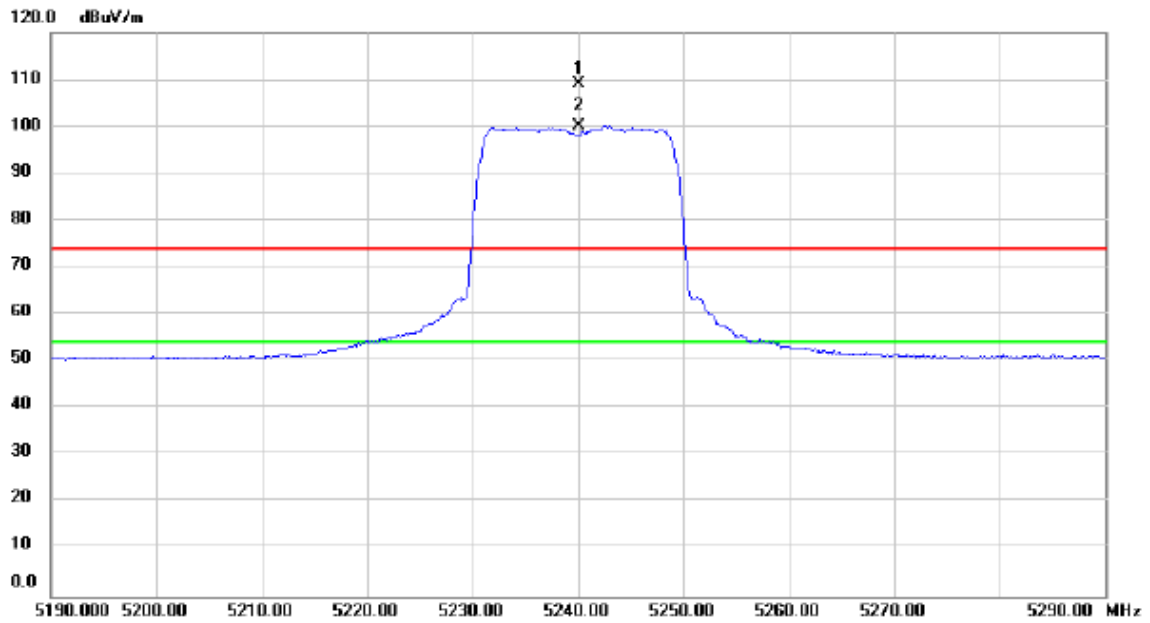
Vertical



No.	Mk.	Freq. MHz	Reading Level dBuV	Correct Factor dB	Measure- ment dBuV/m	Limit dBuV/m	Margin dB	Detector	Comment
1	*	5240.000	68.11	37.59	105.70	74.00	31.70	peak	No Limit
2	X	5240.000	59.24	37.59	96.83	74.00	22.83	peak	No Limit

Orthogonal Axis:	X
Test Mode:	UNII-1/ TX N20 Mode 5240MHz

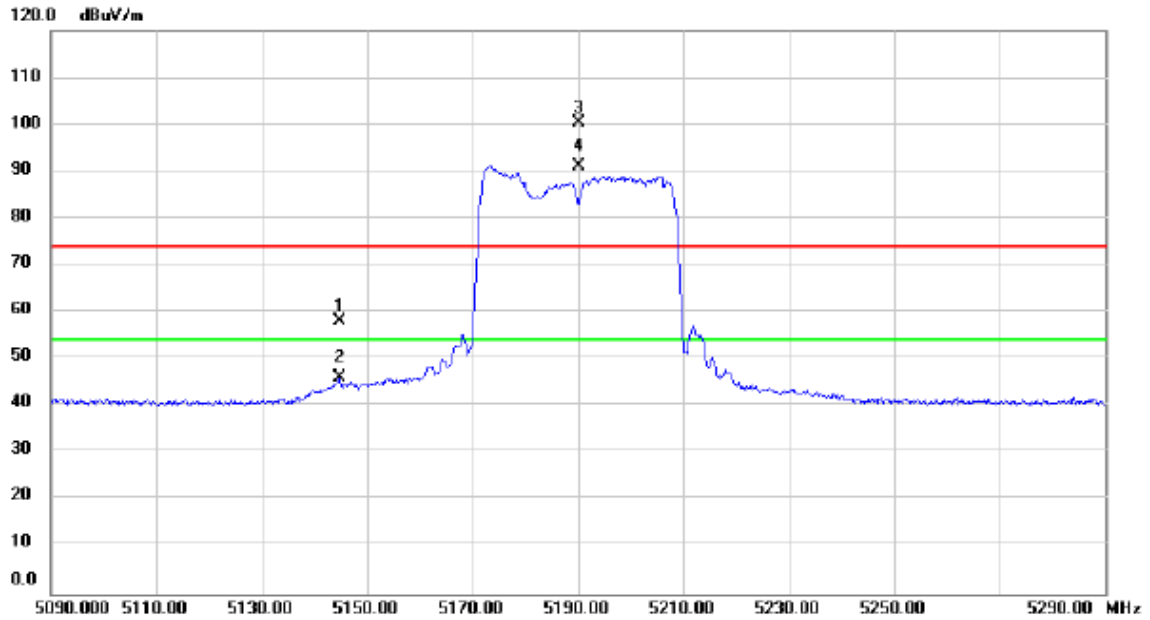
Horizontal



No.	Mk.	Freq. MHz	Reading Level dBuV	Correct Factor dB	Measure- ment dBuV/m	Limit dBuV/m	Margin dB	Detector	Comment
1	X	5240.000	71.35	37.59	108.94	74.00	34.94	peak	No Limit
2	*	5240.000	62.33	37.59	99.92	54.00	45.92	AVG	No Limit

Orthogonal Axis:	X
Test Mode:	UNII-1/ TX N40 Mode 5190MHz

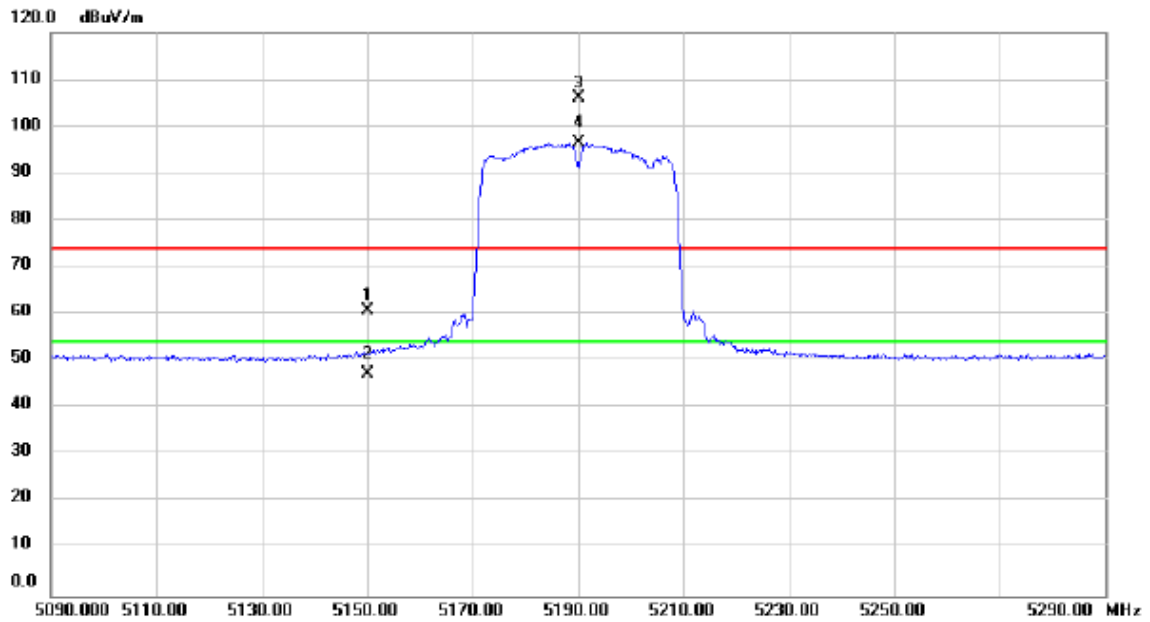
Vertical



No.	Mk.	Freq. MHz	Reading Level dBuV	Correct Factor dB	Measure- ment dBuV/m	Limit dBuV/m	Margin dB	Detector	Comment
1		5144.800	20.63	37.47	58.10	74.00	-15.90	peak	
2		5144.800	8.49	37.47	45.96	54.00	-8.04	AVG	
3	X	5190.000	62.83	37.52	100.35	74.00	26.35	peak	No Limit
4	*	5190.000	53.41	37.52	90.93	54.00	36.93	AVG	No Limit

Orthogonal Axis:	X
Test Mode:	UNII-1/ TX N40 Mode 5190MHz

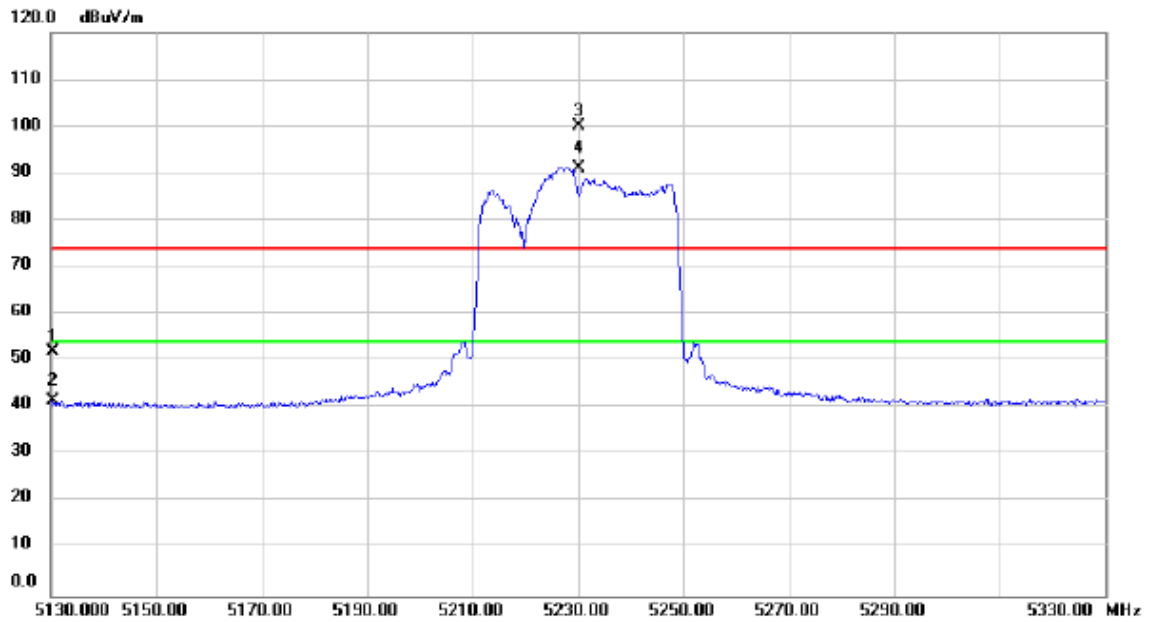
Horizontal



No.	Mk.	Freq. MHz	Reading Level dBuV	Correct Factor dB	Measure- ment dBuV/m	Limit dBuV/m	Margin dB	Detector	Comment
1		5150.000	23.33	37.47	60.80	74.00	-13.20	peak	
2		5150.000	9.76	37.47	47.23	54.00	-6.77	AVG	
3	X	5190.000	68.40	37.52	105.92	74.00	31.92	peak	No Limit
4	*	5190.000	58.95	37.52	96.47	54.00	42.47	AVG	No Limit

Orthogonal Axis:	X
Test Mode:	UNII-1/ TX N40 Mode 5230MHz

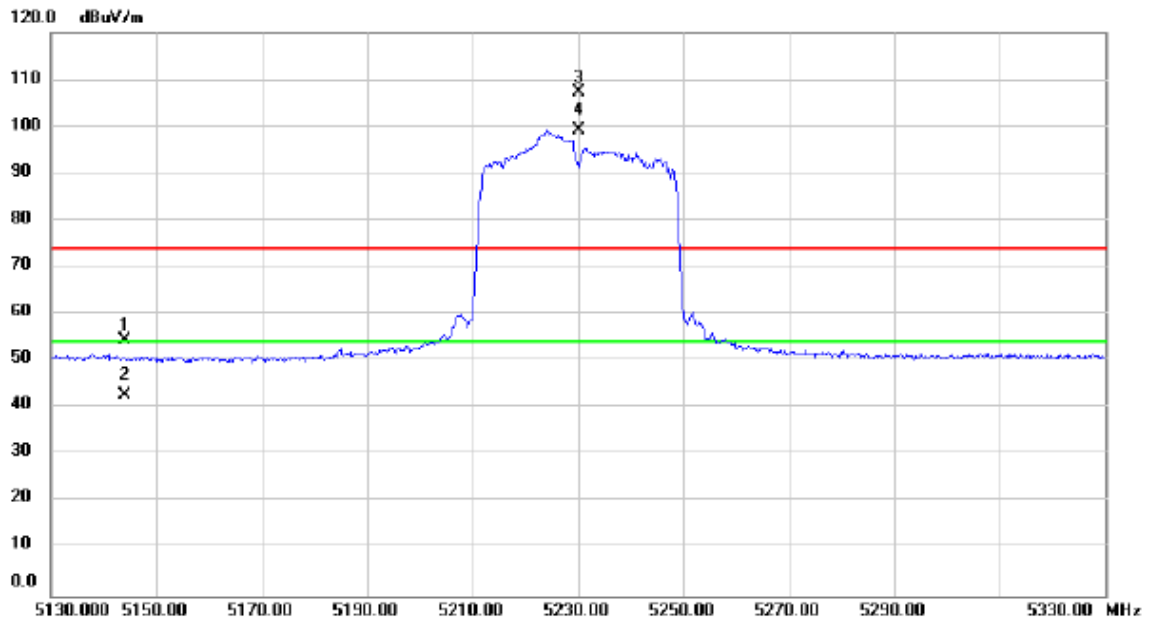
Vertical



No.	Mk.	Freq. MHz	Reading Level dBuV	Correct Factor dB	Measure- ment dBuV/m	Limit dBuV/m	Margin dB	Detector	Comment
1		5130.400	14.62	37.44	52.06	74.00	-21.94	peak	
2		5130.400	4.05	37.44	41.49	54.00	-12.51	AVG	
3	X	5230.000	62.52	37.57	100.09	74.00	26.09	peak	No Limit
4	*	5230.000	53.59	37.57	91.16	54.00	37.16	AVG	No Limit

Orthogonal Axis:	X
Test Mode:	UNII-1/ TX N40 Mode 5230MHz

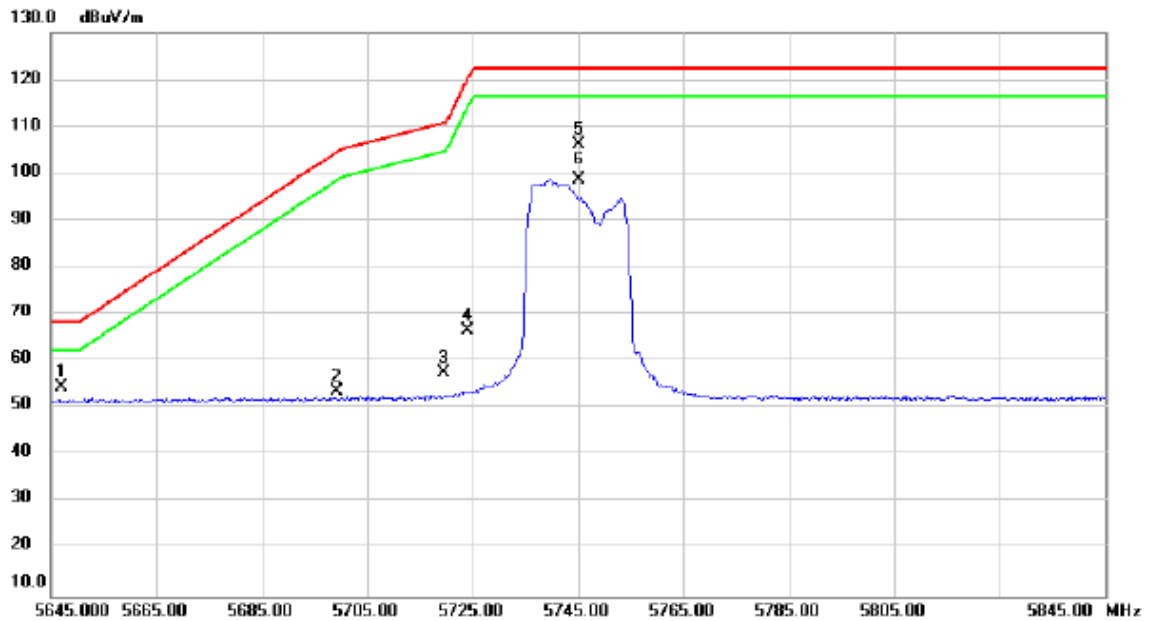
Horizontal



No.	Mk.	Freq. MHz	Reading Level dBuV	Correct Factor dB	Measure- ment dBuV/m	Limit dBuV/m	Margin dB	Detector	Comment
1		5143.940	16.99	37.47	54.46	74.00	-19.54	peak	
2		5143.940	5.32	37.47	42.79	54.00	-11.21	AVG	
3	X	5230.000	69.60	37.57	107.17	74.00	33.17	peak	No Limit
4	*	5230.000	61.53	37.57	99.10	54.00	45.10	AVG	No Limit

Orthogonal Axis:	X
Test Mode:	UNII-3/TX N20 Mode 5745MHz

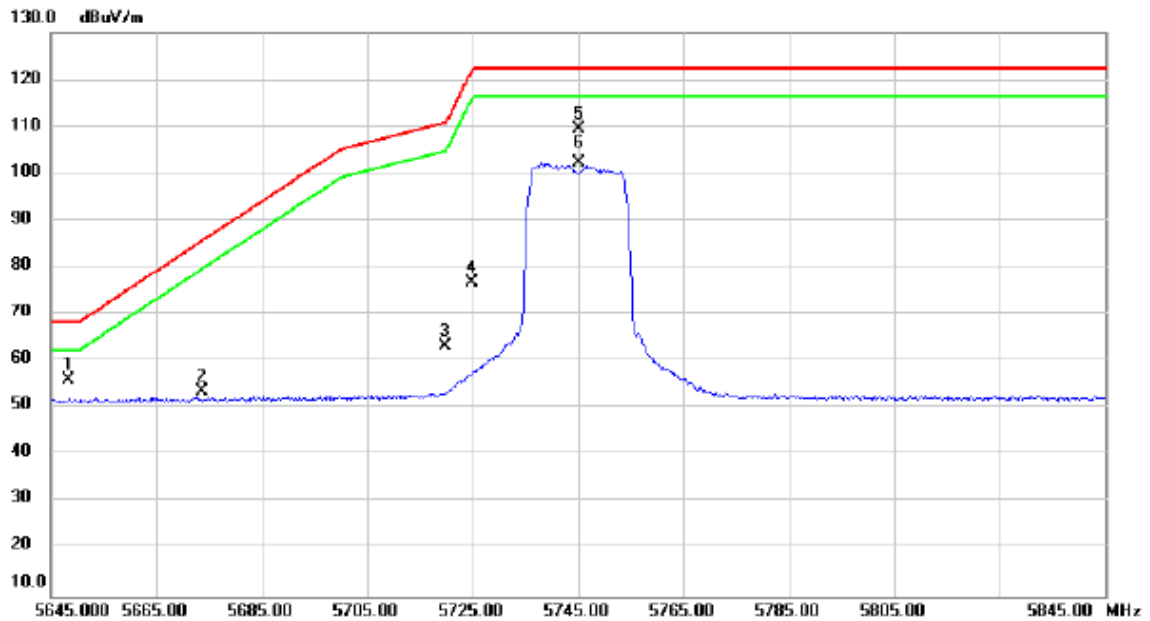
Vertical



No.	Mk.	Freq. MHz	Reading Level dBuV	Correct Factor dB	Measure- ment dBuV/m	Limit dBuV/m	Margin dB	Detector	Comment
1	*	5646.965	16.34	38.29	54.63	68.20	-13.57	peak	
2		5699.300	15.30	38.42	53.72	104.68	-50.96	peak	
3		5719.640	19.13	38.48	57.61	110.70	-53.09	peak	
4		5723.960	28.05	38.48	66.53	119.83	-53.30	peak	
5		5745.000	67.58	38.53	106.11	122.20	-16.09	peak	No Limit
6		5745.000	60.08	38.53	98.61	122.20	-23.59	AVG	No Limit

Orthogonal Axis:	X
Test Mode:	UNII-3/TX N20 Mode 5745MHz

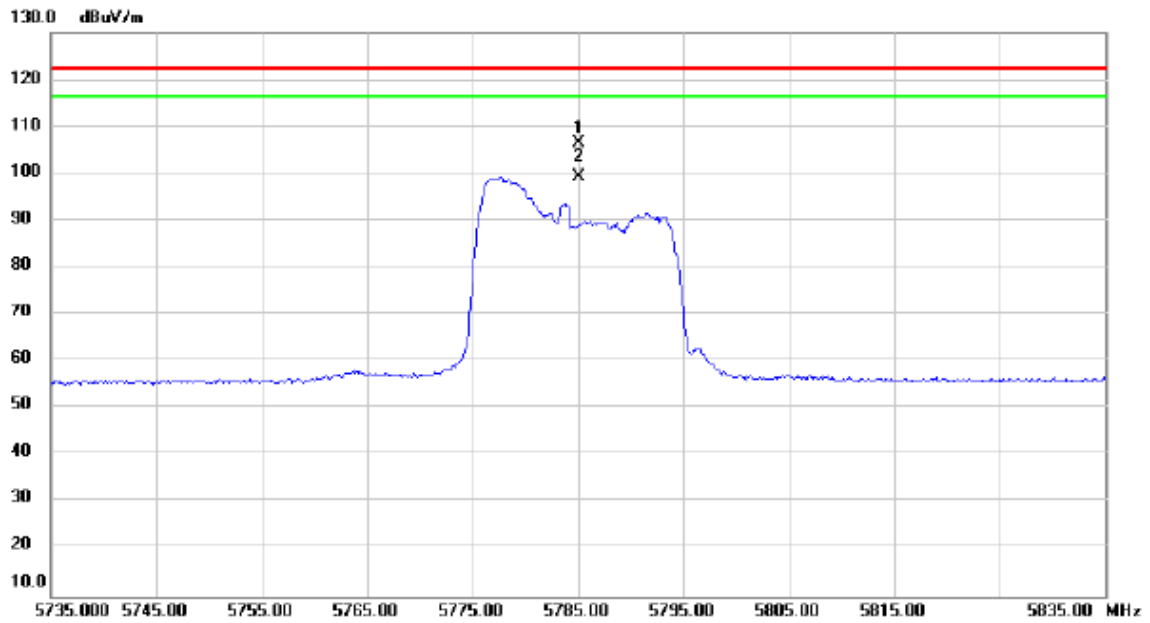
Horizontal



No.	Mk.	Freq. MHz	Reading Level dBuV	Correct Factor dB	Measure- ment dBuV/m	Limit dBuV/m	Margin dB	Detector	Comment
1	*	5648.315	17.72	38.30	56.02	68.20	-12.18	peak	
2		5673.650	15.33	38.35	53.68	85.70	-32.02	peak	
3		5719.920	24.63	38.48	63.11	110.78	-47.67	peak	
4		5724.835	38.21	38.48	76.69	121.82	-45.13	peak	
5		5745.000	70.98	38.53	109.51	122.20	-12.69	peak	No Limit
6		5745.000	63.81	38.53	102.34	122.20	-19.86	AVG	No Limit

Orthogonal Axis:	X
Test Mode:	UNII-3/TX N20 Mode 5785MHz

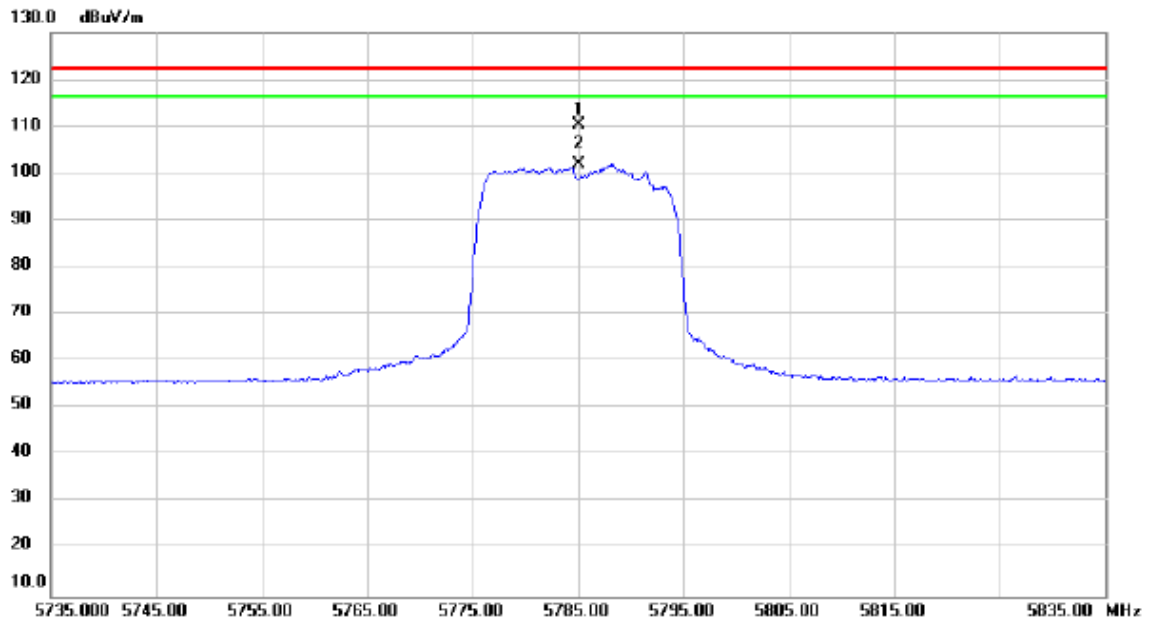
Vertical



No.	Mk.	Freq. MHz	Reading Level dBuV	Correct Factor dB	Measure- ment dBuV/m	Limit dBuV/m	Margin dB	Detector	Comment
1	*	5785.000	67.93	38.64	106.57	122.20	-15.63	peak	No Limit
2		5785.000	60.66	38.64	99.30	122.20	-22.90	AVG	No Limit

Orthogonal Axis:	X
Test Mode:	UNII-3/TX N20 Mode 5785MHz

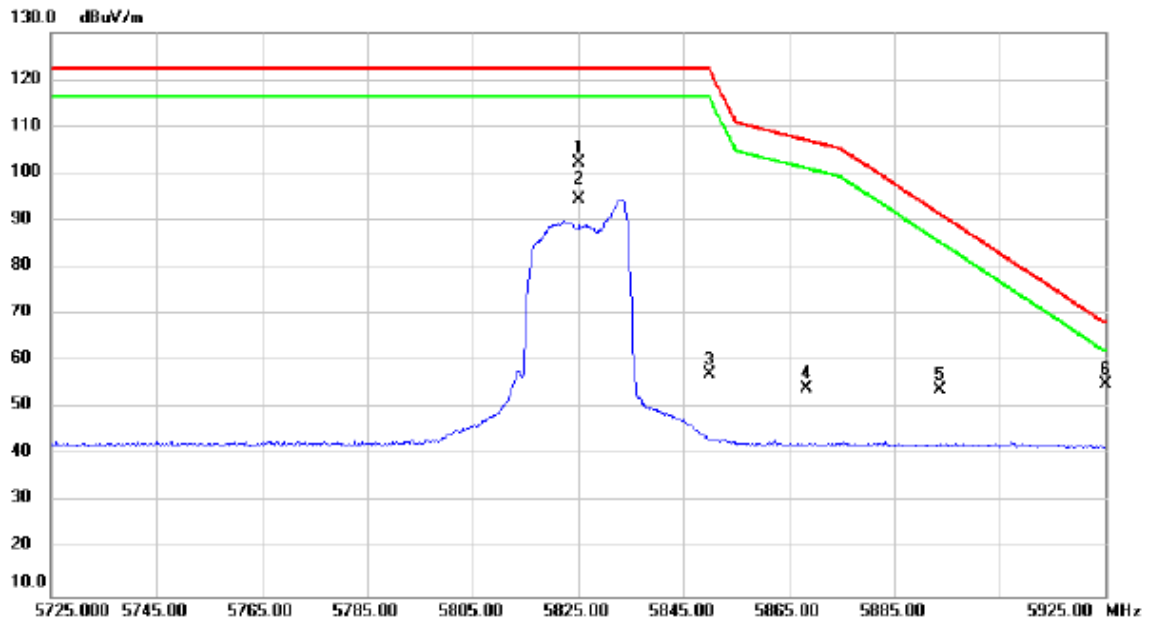
Horizontal



No.	Mk.	Freq. MHz	Reading Level dBuV	Correct Factor dB	Measure- ment dBuV/m	Limit dBuV/m	Margin dB	Detector	Comment
1	*	5785.000	71.83	38.64	110.47	122.20	-11.73	peak	No Limit
2		5785.000	63.29	38.64	101.93	122.20	-20.27	AVG	No Limit

Orthogonal Axis:	X
Test Mode:	UNII-3/TX N20 Mode 5825MHz

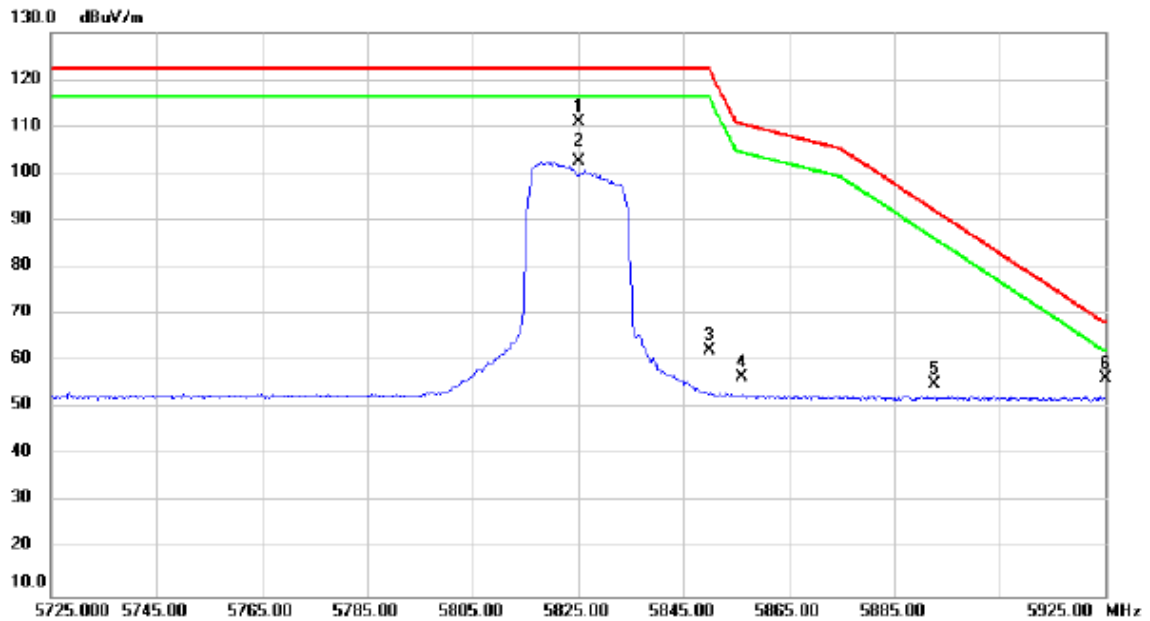
Vertical



No.	Mk.	Freq. MHz	Reading Level dBuV	Correct Factor dB	Measure- ment dBuV/m	Limit dBuV/m	Margin dB	Detector	Comment
1		5825.000	63.47	38.74	102.21	122.20	-19.99	peak	No Limit
2		5825.000	55.86	38.74	94.60	122.20	-27.60	AVG	No Limit
3		5850.010	18.46	38.80	57.26	122.18	-64.92	peak	
4		5868.420	15.49	38.85	54.34	107.04	-52.70	peak	
5		5893.750	15.17	38.91	54.08	91.33	-37.25	peak	
6	*	5925.000	16.25	39.00	55.25	68.20	-12.95	peak	

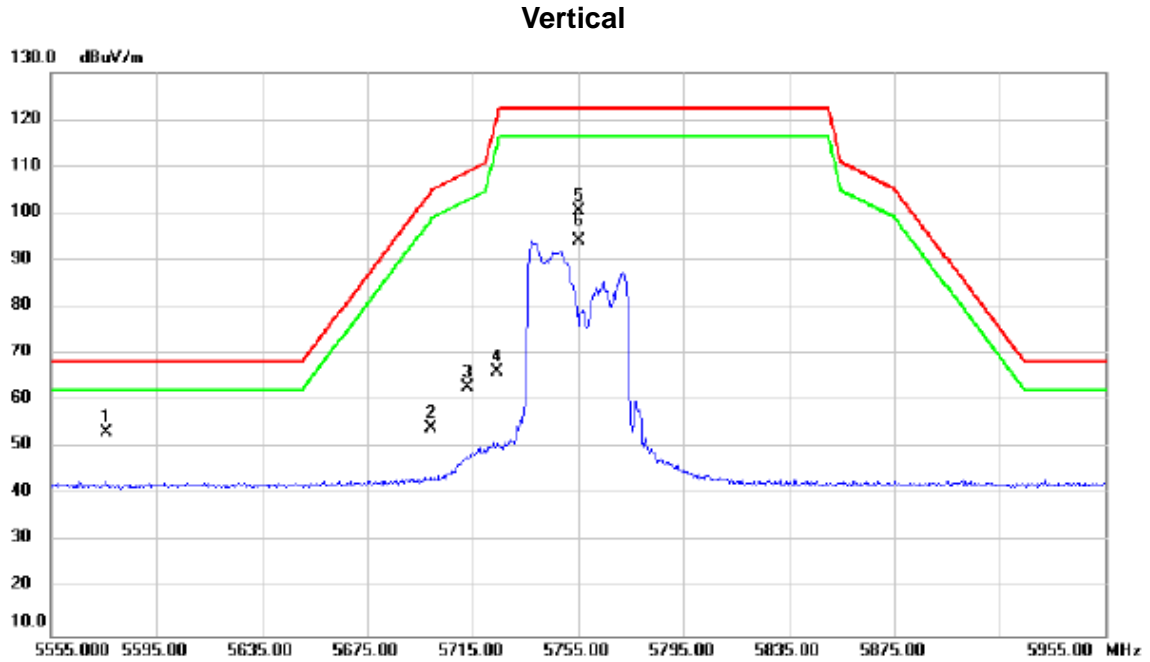
Orthogonal Axis:	X
Test Mode:	UNII-3/TX N20 Mode 5825MHz

Horizontal



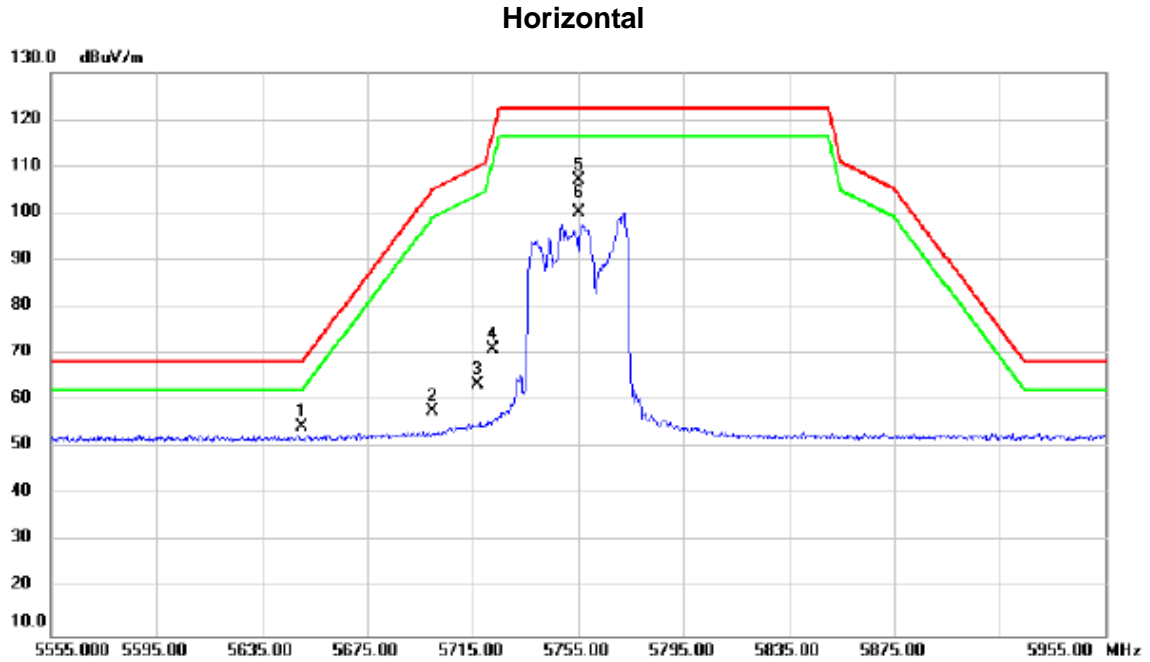
No.	Mk.	Freq. MHz	Reading Level dBuV	Correct Factor dB	Measure- ment dBuV/m	Limit dBuV/m	Margin dB	Detector	Comment
1	*	5825.000	72.35	38.74	111.09	122.20	-11.11	peak	No Limit
2		5825.000	63.92	38.74	102.66	122.20	-19.54	AVG	No Limit
3		5850.060	23.42	38.80	62.22	122.06	-59.84	peak	
4		5856.100	17.72	38.82	56.54	110.49	-53.95	peak	
5		5892.700	16.39	38.91	55.30	92.10	-36.80	peak	
6		5925.000	17.36	39.00	56.36	68.20	-11.84	peak	

Orthogonal Axis:	X
Test Mode:	UNII-3/TX N40 Mode 5755MHz



No.	Mk.	Freq. MHz	Reading Level dBuV	Correct Factor dB	Measure- ment dBuV/m	Limit dBuV/m	Margin dB	Detector	Comment
1	*	5576.280	15.21	38.12	53.33	68.20	-14.87	peak	
2		5699.250	15.74	38.42	54.16	104.64	-50.48	peak	
3		5713.360	24.36	38.46	62.82	108.94	-46.12	peak	
4		5724.165	27.89	38.48	66.37	120.30	-53.93	peak	
5		5755.000	61.94	38.57	100.51	122.20	-21.69	peak	No Limit
6		5755.000	55.51	38.57	94.08	122.20	-28.12	AVG	No Limit

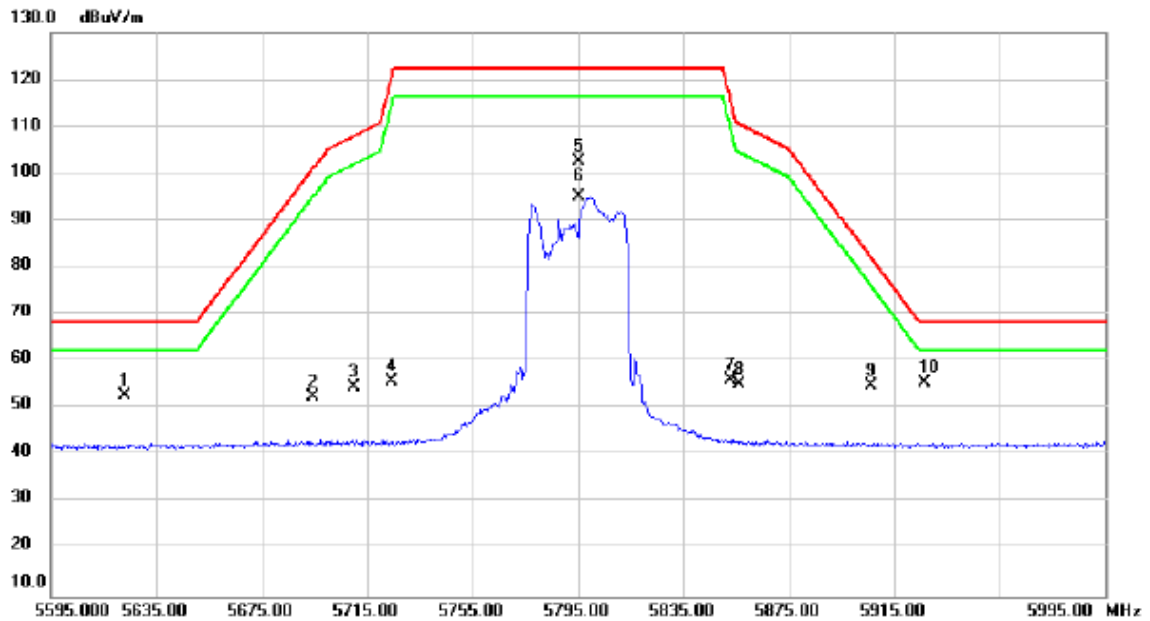
Orthogonal Axis:	X
Test Mode:	UNII-3/TX N40 Mode 5755MHz



No.	Mk.	Freq. MHz	Reading Level dBuV	Correct Factor dB	Measure- ment dBuV/m	Limit dBuV/m	Margin dB	Detector	Comment
1	*	5650.000	16.23	38.30	54.53	68.20	-13.67	peak	
2		5700.000	19.56	38.42	57.98	105.20	-47.22	peak	
3		5716.920	24.98	38.46	63.44	109.94	-46.50	peak	
4		5722.470	32.49	38.48	70.97	116.43	-45.46	peak	
5		5755.000	68.40	38.57	106.97	122.20	-15.23	peak	No Limit
6		5755.000	61.53	38.57	100.10	122.20	-22.10	AVG	No Limit

Orthogonal Axis:	X
Test Mode:	UNII-3/TX N40 Mode 5795MHz

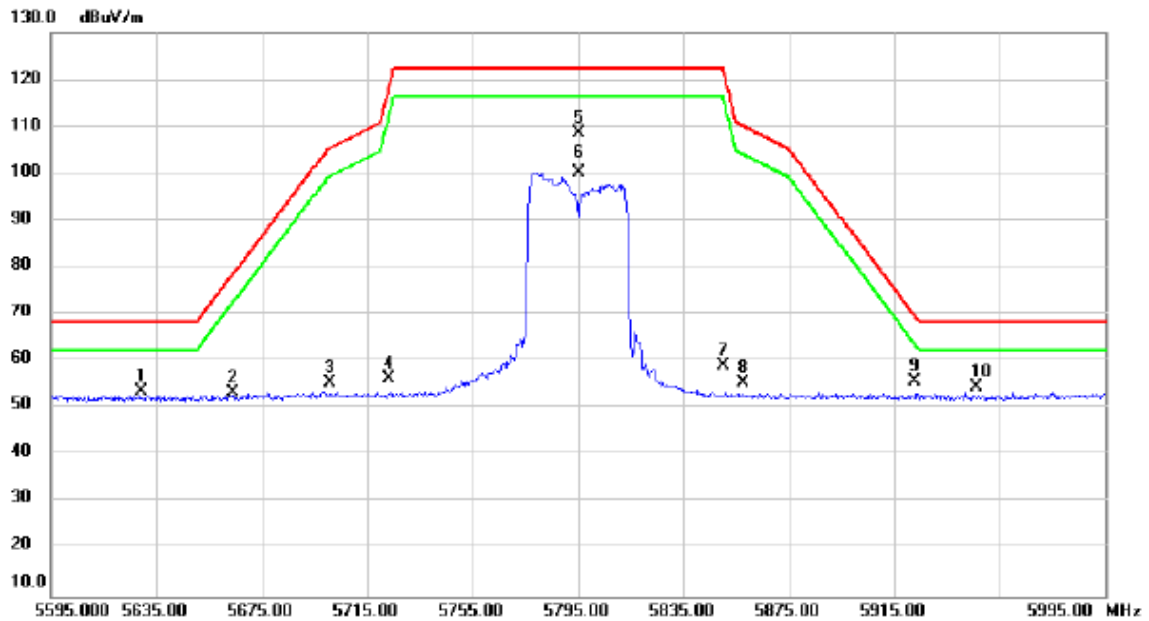
Vertical



No.	Mk.	Freq. MHz	Reading Level dBuV	Correct Factor dB	Measure- ment dBuV/m	Limit dBuV/m	Margin dB	Detector	Comment
1		5622.995	14.49	38.23	52.72	68.20	-15.48	peak	
2		5694.600	14.08	38.41	52.49	101.20	-48.71	peak	
3		5710.060	15.96	38.45	54.41	108.02	-53.61	peak	
4		5724.120	17.26	38.48	55.74	120.19	-64.45	peak	
5		5795.000	63.93	38.66	102.59	122.20	-19.61	peak	No Limit
6		5795.000	56.49	38.66	95.15	122.20	-27.05	AVG	No Limit
7		5852.685	17.33	38.81	56.14	116.08	-59.94	peak	
8		5855.960	16.46	38.82	55.28	110.53	-55.25	peak	
9		5906.450	15.89	38.95	54.84	81.93	-27.09	peak	
10	*	5926.680	16.50	39.00	55.50	68.20	-12.70	peak	

Orthogonal Axis:	X
Test Mode:	UNII-3/TX N40 Mode 5795MHz

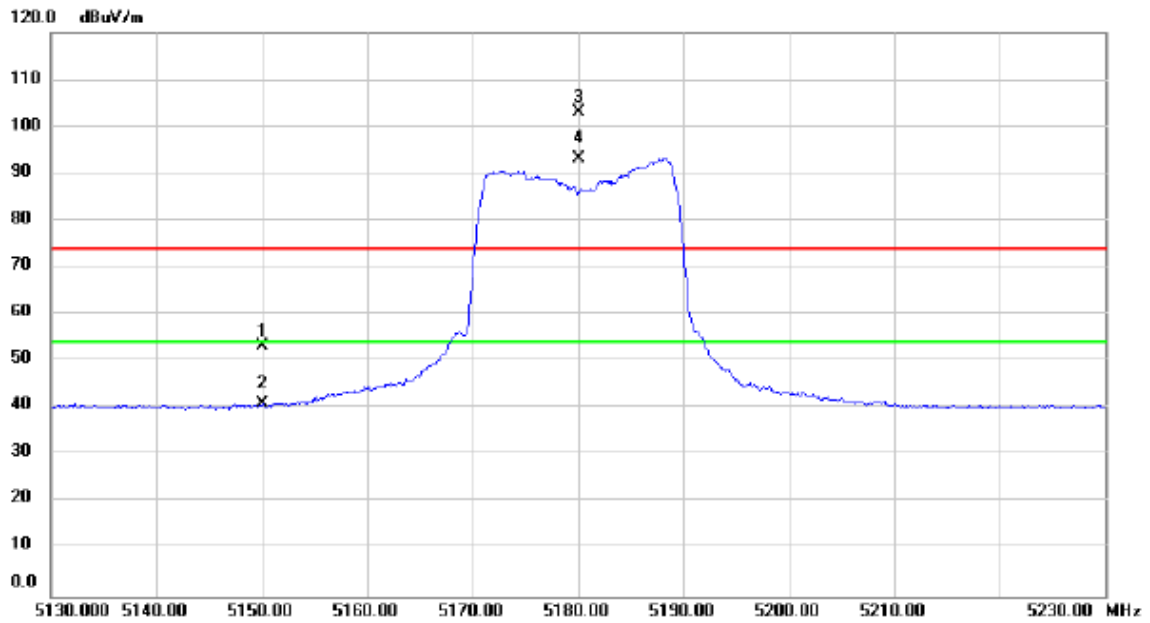
Horizontal



No.	Mk.	Freq. MHz	Reading Level dBuV	Correct Factor dB	Measure- ment dBuV/m	Limit dBuV/m	Margin dB	Detector	Comment
1		5629.650	15.50	38.25	53.75	68.20	-14.45	peak	
2		5664.250	14.92	38.33	53.25	78.75	-25.50	peak	
3		5700.660	17.15	38.42	55.57	105.38	-49.81	peak	
4		5723.410	17.86	38.48	56.34	118.57	-62.23	peak	
5		5795.000	69.76	38.66	108.42	122.20	-13.78	peak	No Limit
6		5795.000	61.45	38.66	100.11	122.20	-22.09	AVG	No Limit
7		5850.350	20.14	38.80	58.94	121.40	-62.46	peak	
8		5857.920	16.59	38.82	55.41	109.98	-54.57	peak	
9		5922.850	16.76	38.98	55.74	69.79	-14.05	peak	
10	*	5946.280	15.63	39.04	54.67	68.20	-13.53	peak	

Orthogonal Axis:	X
Test Mode:	UNII-1/ TX AC20 Mode 5180MHz

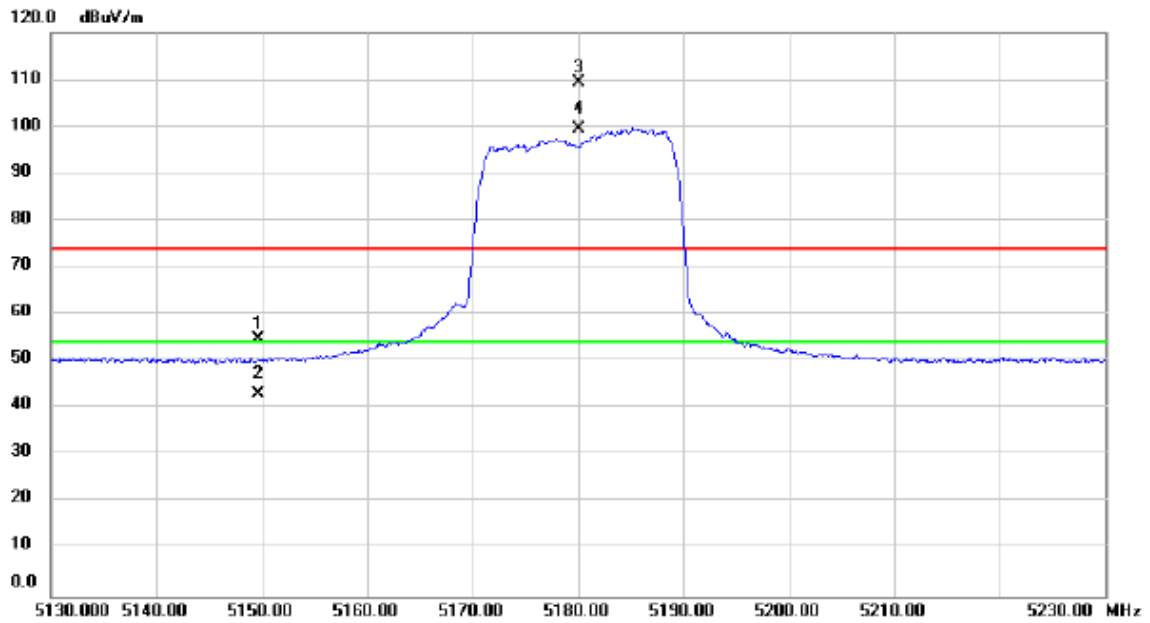
Vertical



No.	Mk.	Freq. MHz	Reading Level dBuV	Correct Factor dB	Measure- ment dBuV/m	Limit dBuV/m	Margin dB	Detector	Comment
1		5150.000	15.65	37.47	53.12	74.00	-20.88	peak	
2		5150.000	3.43	37.47	40.90	54.00	-13.10	AVG	
3	X	5180.000	65.51	37.51	103.02	74.00	29.02	peak	No Limit
4	*	5180.000	55.68	37.51	93.19	54.00	39.19	AVG	No Limit

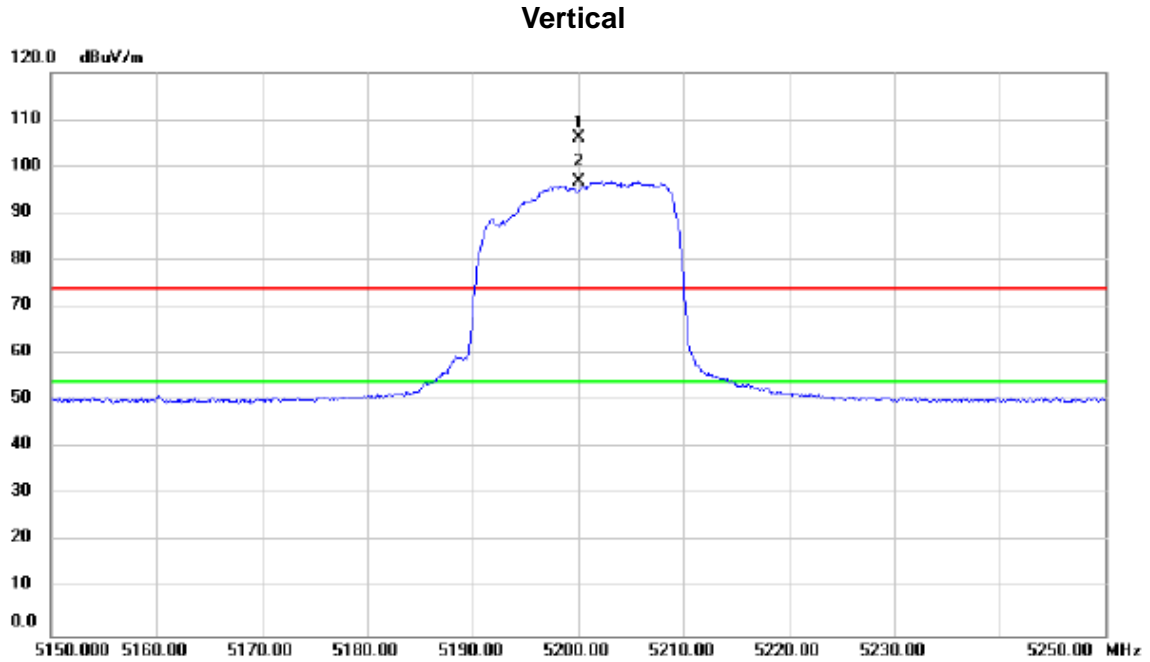
Orthogonal Axis:	X
Test Mode:	UNII-1/ TX AC20 Mode 5180MHz

Horizontal



No.	Mk.	Freq. MHz	Reading Level dBuV	Correct Factor dB	Measure- ment dBuV/m	Limit dBuV/m	Margin dB	Detector	Comment
1		5149.720	17.17	37.47	54.64	74.00	-19.36	peak	
2		5149.720	5.49	37.47	42.96	54.00	-11.04	AVG	
3	X	5180.000	71.76	37.51	109.27	74.00	35.27	peak	No Limit
4	*	5180.000	62.09	37.51	99.60	54.00	45.60	AVG	No Limit

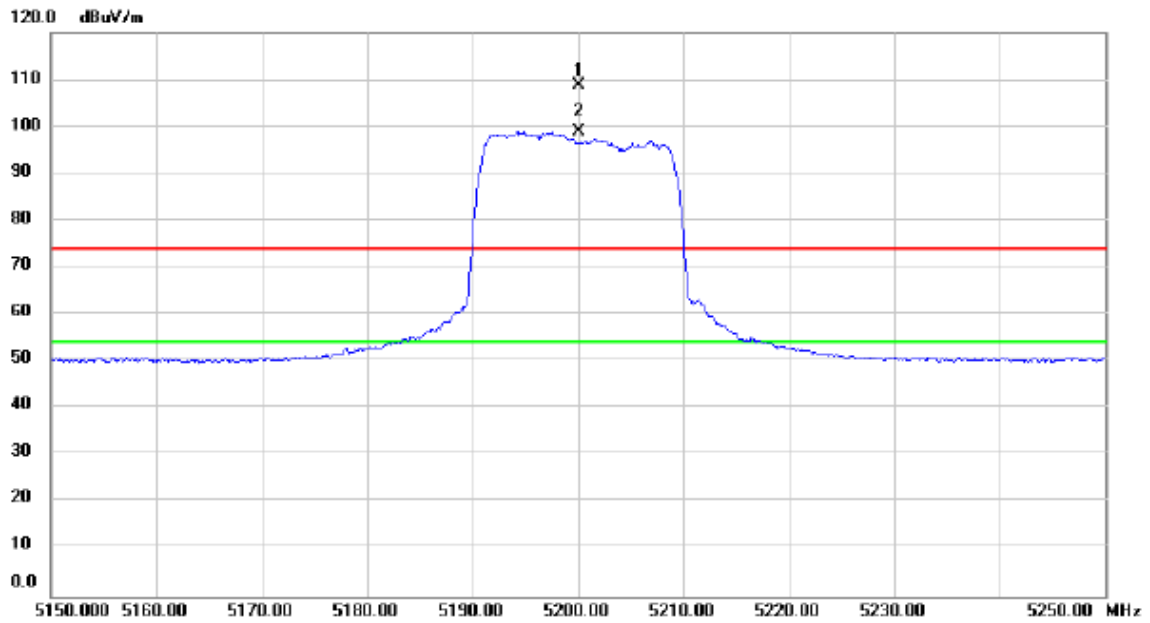
Orthogonal Axis:	X
Test Mode:	UNII-1/ TX AC20 Mode 5200MHz



No.	Mk.	Freq. MHz	Reading Level dBuV	Correct Factor dB	Measure- ment dBuV/m	Limit dBuV/m	Margin dB	Detector	Comment
1	X	5200.000	68.55	37.54	106.09	74.00	32.09	peak	No Limit
2	*	5200.000	59.30	37.54	96.84	54.00	42.84	AVG	No Limit

Orthogonal Axis:	X
Test Mode:	UNII-1/ TX AC20 Mode 5200MHz

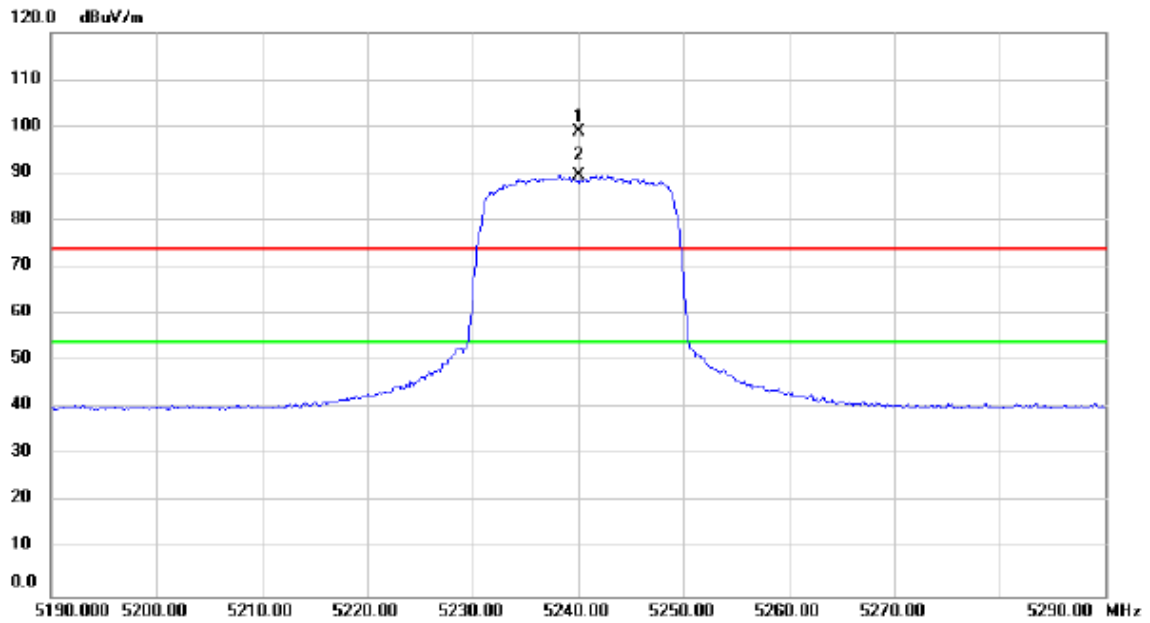
Horizontal



No.	Mk.	Freq. MHz	Reading Level dBuV	Correct Factor dB	Measure- ment dBuV/m	Limit dBuV/m	Margin dB	Detector	Comment
1	X	5200.000	71.08	37.54	108.62	74.00	34.62	peak	No Limit
2	*	5200.000	61.39	37.54	98.93	54.00	44.93	AVG	No Limit

Orthogonal Axis:	X
Test Mode:	UNII-1/ TX AC20 Mode 5240MHz

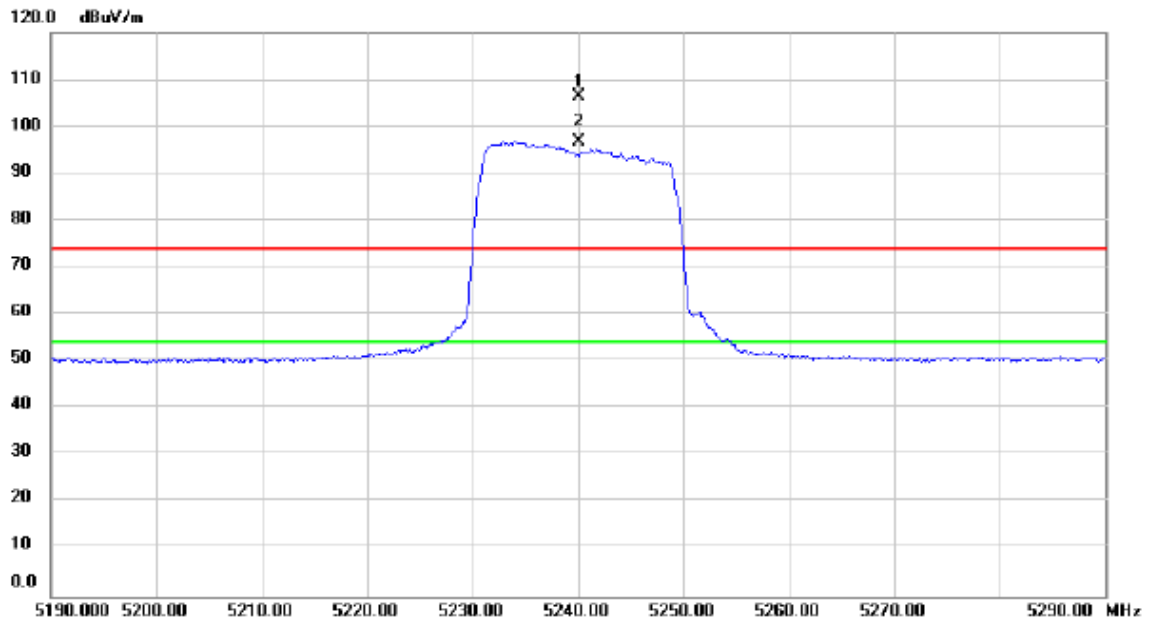
Vertical



No.	Mk.	Freq. MHz	Reading Level dBuV	Correct Factor dB	Measure- ment dBuV/m	Limit dBuV/m	Margin dB	Detector	Comment
1	X	5240.000	61.29	37.59	98.88	74.00	24.88	peak	No Limit
2	*	5240.000	51.94	37.59	89.53	54.00	35.53	AVG	No Limit

Orthogonal Axis:	X
Test Mode:	UNII-1/ TX AC20 Mode 5240MHz

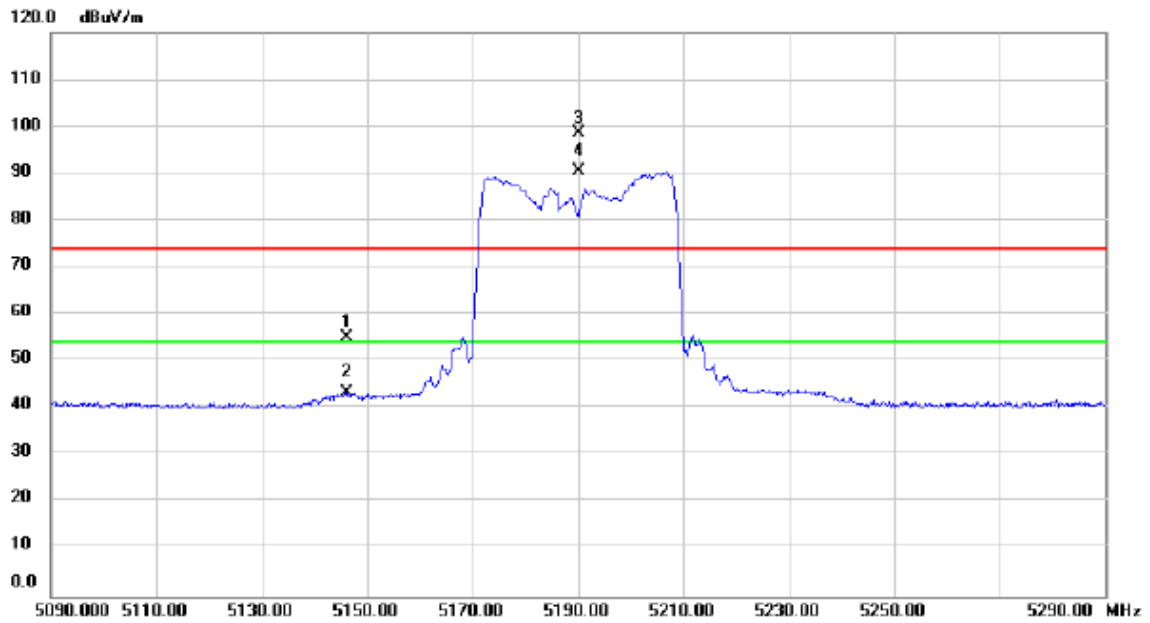
Horizontal



No.	Mk.	Freq. MHz	Reading Level dBuV	Correct Factor dB	Measure- ment dBuV/m	Limit dBuV/m	Margin dB	Detector	Comment
1	X	5240.000	68.68	37.59	106.27	74.00	32.27	peak	No Limit
2	*	5240.000	59.25	37.59	96.84	54.00	42.84	AVG	No Limit

Orthogonal Axis:	X
Test Mode:	UNII-1/ TX AC40 Mode 5190MHz

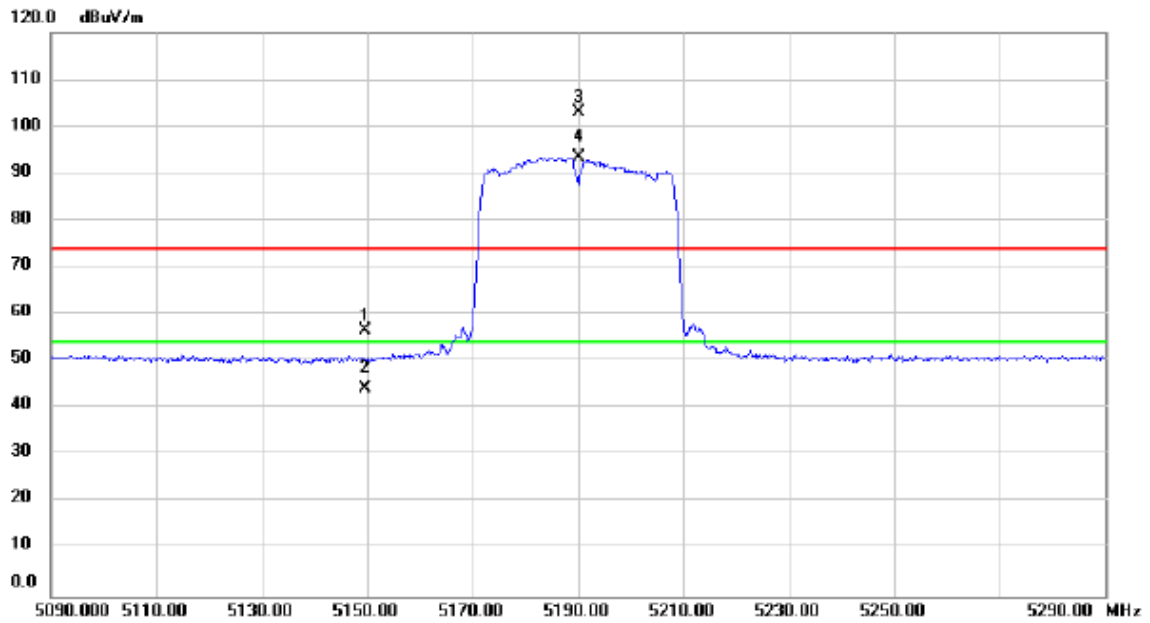
Vertical



No.	Mk.	Freq. MHz	Reading Level dBuV	Correct Factor dB	Measure- ment dBuV/m	Limit dBuV/m	Margin dB	Detector	Comment
1		5146.000	17.47	37.47	54.94	74.00	-19.06	peak	
2		5146.000	5.92	37.47	43.39	54.00	-10.61	AVG	
3	X	5190.000	61.03	37.52	98.55	74.00	24.55	peak	No Limit
4	*	5190.000	52.86	37.52	90.38	54.00	36.38	AVG	No Limit

Orthogonal Axis:	X
Test Mode:	UNII-1/ TX AC40 Mode 5190MHz

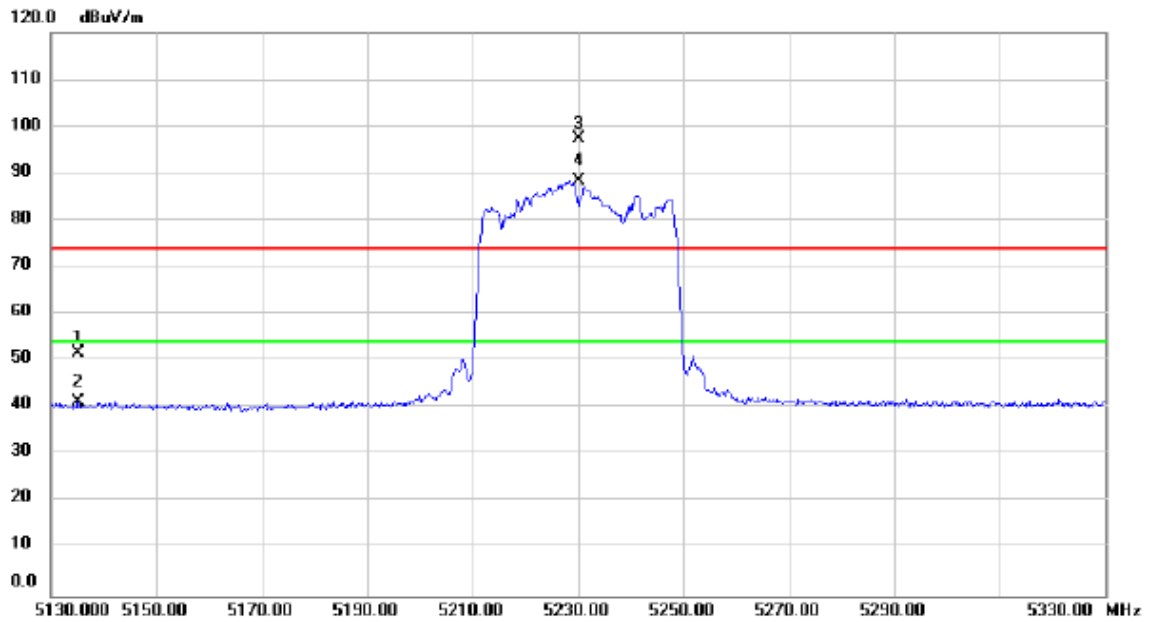
Horizontal



No.	Mk.	Freq. MHz	Reading Level dBuV	Correct Factor dB	Measure- ment dBuV/m	Limit dBuV/m	Margin dB	Detector	Comment
1		5149.520	18.97	37.47	56.44	74.00	-17.56	peak	
2		5149.520	6.67	37.47	44.14	54.00	-9.86	AVG	
3	X	5190.000	65.49	37.52	103.01	74.00	29.01	peak	No Limit
4	*	5190.000	55.96	37.52	93.48	54.00	39.48	AVG	No Limit

Orthogonal Axis:	X
Test Mode:	UNII-1/ TX AC40 Mode 5230MHz

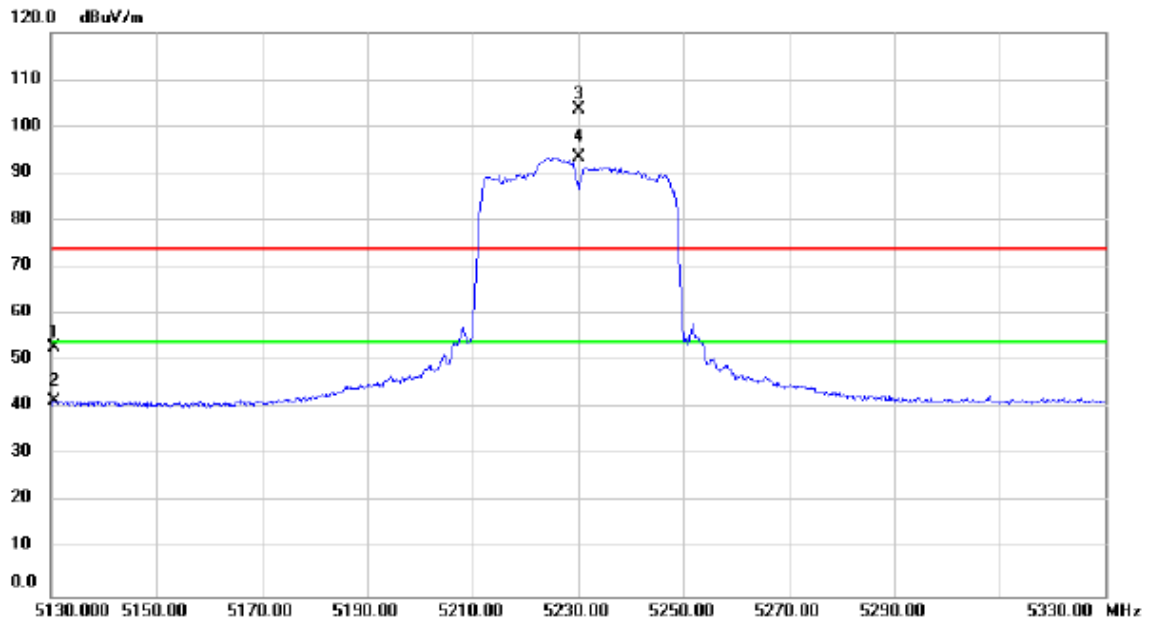
Vertical



No.	Mk.	Freq. MHz	Reading Level dBuV	Correct Factor dB	Measure- ment dBuV/m	Limit dBuV/m	Margin dB	Detector	Comment
1		5135.200	14.30	37.45	51.75	74.00	-22.25	peak	
2		5135.200	3.90	37.45	41.35	54.00	-12.65	AVG	
3	X	5230.000	59.64	37.57	97.21	74.00	23.21	peak	No Limit
4	*	5230.000	50.90	37.57	88.47	54.00	34.47	AVG	No Limit

Orthogonal Axis:	X
Test Mode:	UNII-1/ TX AC40 Mode 5230MHz

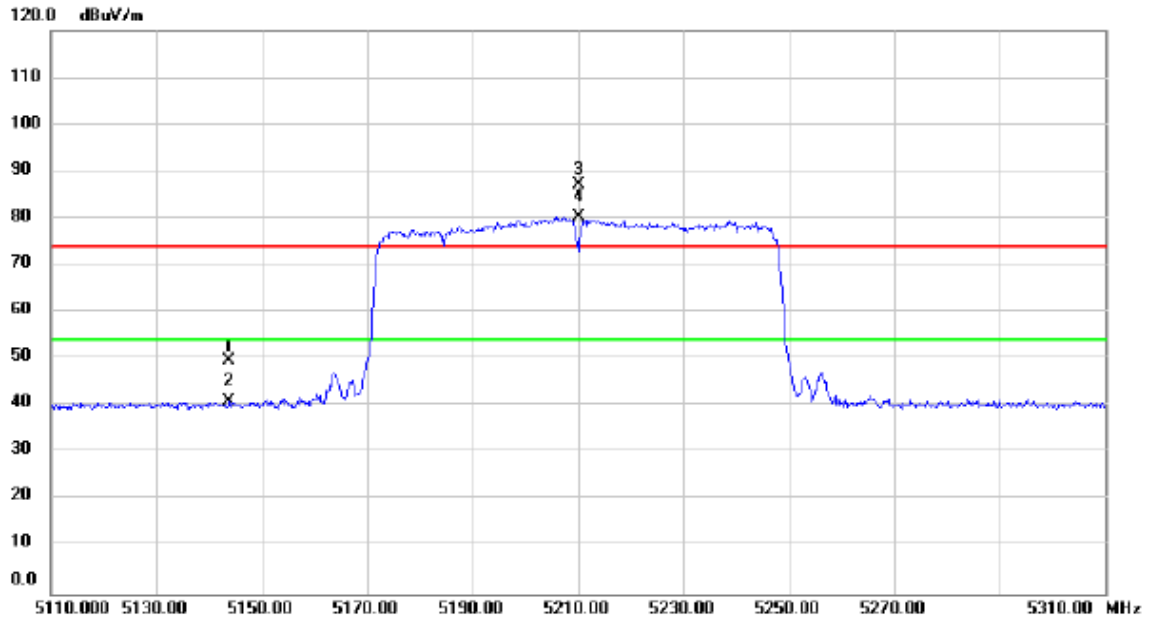
Horizontal



No.	Mk.	Freq. MHz	Reading Level dBuV	Correct Factor dB	Measure- ment dBuV/m	Limit dBuV/m	Margin dB	Detector	Comment
1		5130.600	15.64	37.44	53.08	74.00	-20.92	peak	
2		5130.600	4.17	37.44	41.61	54.00	-12.39	AVG	
3	X	5230.000	66.11	37.57	103.68	74.00	29.68	peak	No Limit
4	*	5230.000	55.84	37.57	93.41	54.00	39.41	AVG	No Limit

Orthogonal Axis:	X
Test Mode:	UNII-1/ TX AC80 Mode 5210MHz

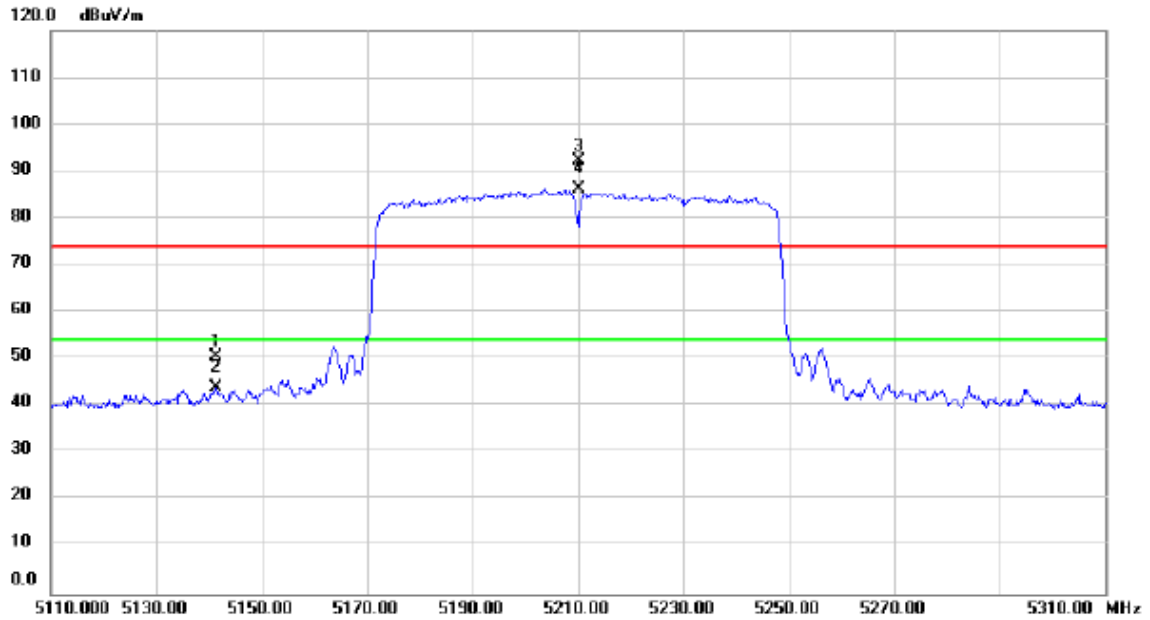
Vertical



No.	Mk.	Freq. MHz	Reading Level dBuV	Correct Factor dB	Measure- ment dBuV/m	Limit dBuV/m	Margin dB	Detector	Comment
1		5143.800	12.17	37.47	49.64	74.00	-24.36	peak	
2		5143.800	3.58	37.47	41.05	54.00	-12.95	AVG	
3	X	5210.000	49.57	37.55	87.12	74.00	13.12	peak	No Limit
4	*	5210.000	42.69	37.55	80.24	54.00	26.24	AVG	No Limit

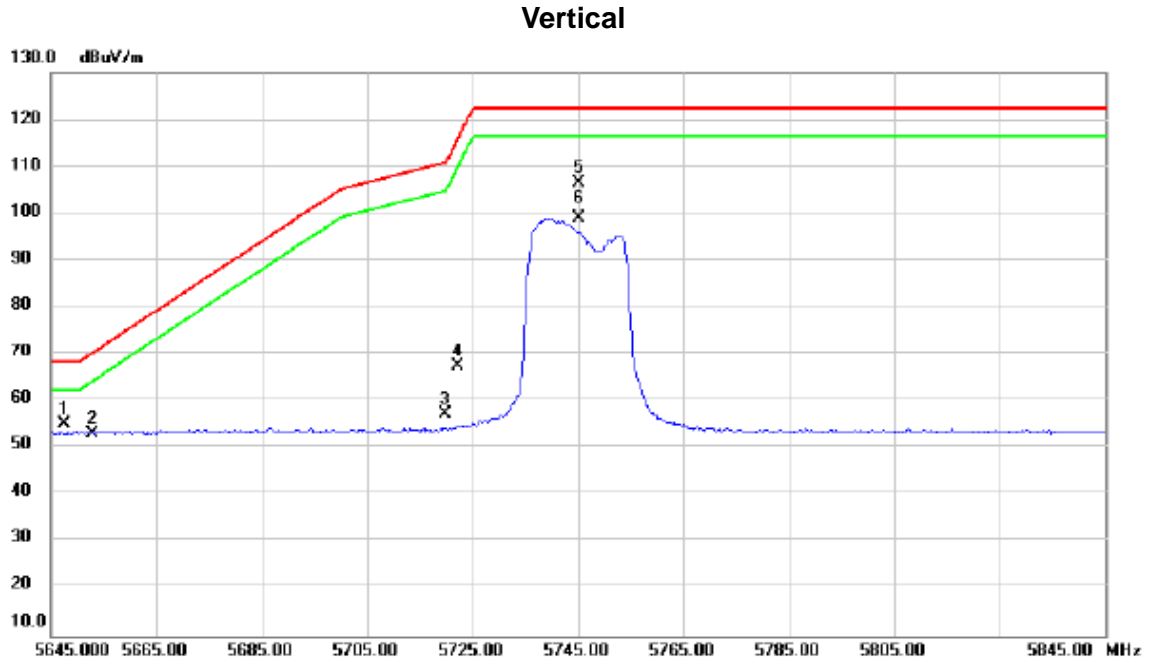
Orthogonal Axis:	X
Test Mode:	UNII-1/ TX AC80 Mode 5210MHz

Horizontal



No.	Mk.	Freq. MHz	Reading Level dBuV	Correct Factor dB	Measure- ment dBuV/m	Limit dBuV/m	Margin dB	Detector	Comment
1		5141.400	13.00	37.46	50.46	74.00	-23.54	peak	
2		5141.400	6.42	37.46	43.88	54.00	-10.12	AVG	
3	X	5210.000	54.59	37.55	92.14	74.00	18.14	peak	No Limit
4	*	5210.000	48.56	37.55	86.11	54.00	32.11	AVG	No Limit

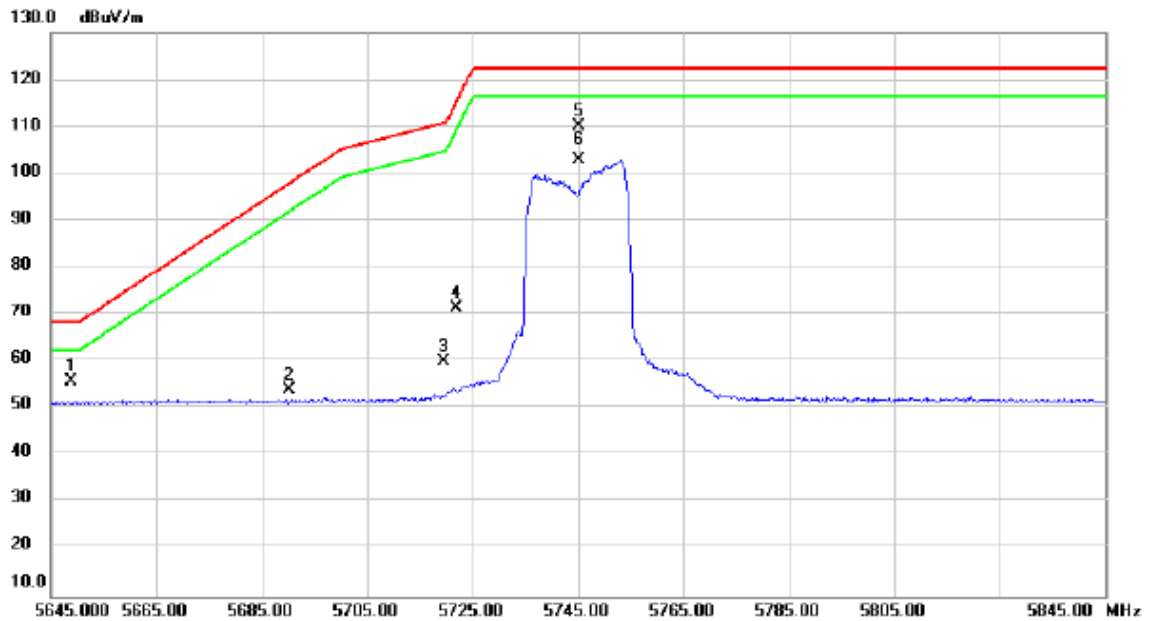
Orthogonal Axis:	X
Test Mode:	UNII-3/TX AC20 Mode 5745MHz



No.	Mk.	Freq. MHz	Reading Level dBuV	Correct Factor dB	Measure- ment dBuV/m	Limit dBuV/m	Margin dB	Detector	Comment
1	*	5647.465	16.90	38.30	55.20	68.20	-13.00	peak	
2		5652.950	14.68	38.30	52.98	70.38	-17.40	peak	
3		5719.740	18.76	38.48	57.24	110.73	-53.49	peak	
4		5722.310	29.08	38.48	67.56	116.07	-48.51	peak	
5		5745.000	68.02	38.53	106.55	122.20	-15.65	peak	No Limit
6		5745.000	60.43	38.53	98.96	122.20	-23.24	AVG	No Limit

Orthogonal Axis:	X
Test Mode:	UNII-3/TX AC20 Mode 5745MHz

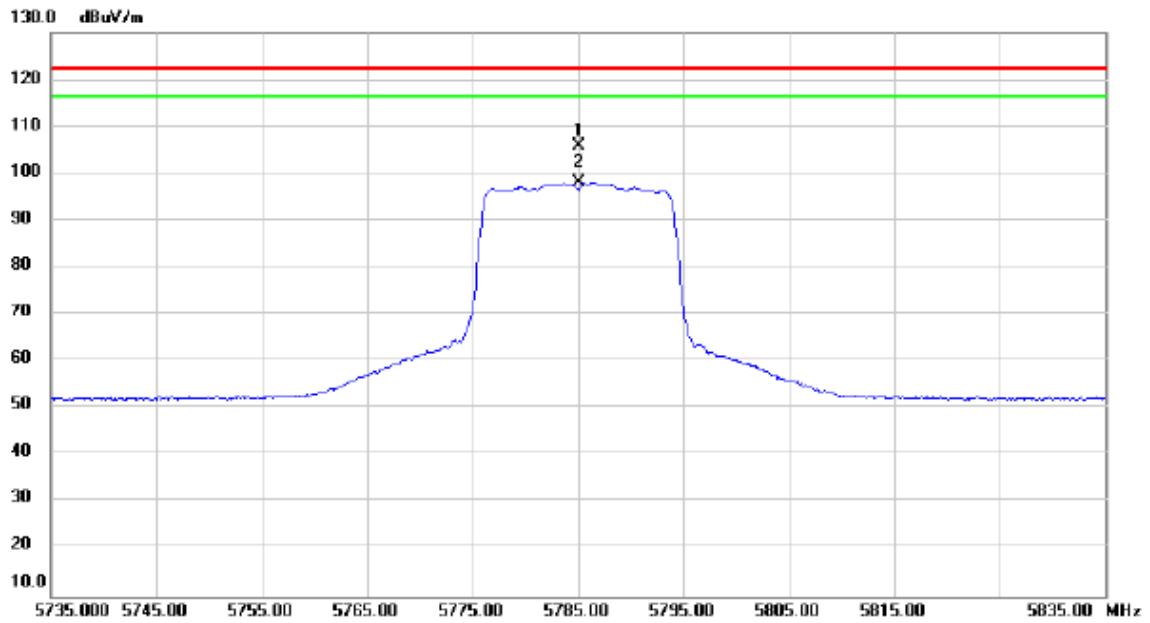
Horizontal



No.	Mk.	Freq. MHz	Reading Level dBuV	Correct Factor dB	Measure- ment dBuV/m	Limit dBuV/m	Margin dB	Detector	Comment
1		5648.885	17.36	38.30	55.66	68.20	-12.54	peak	
2		5690.100	15.60	38.40	54.00	97.87	-43.87	peak	
3		5719.540	21.61	38.48	60.09	110.67	-50.58	peak	
4		5721.935	32.83	38.48	71.31	115.21	-43.90	peak	
5	*	5745.000	71.38	38.53	109.91	122.20	-12.29	peak	No Limit
6		5745.000	64.42	38.53	102.95	122.20	-19.25	AVG	No Limit

Orthogonal Axis:	X
Test Mode:	UNII-3/TX AC20 Mode 5785MHz

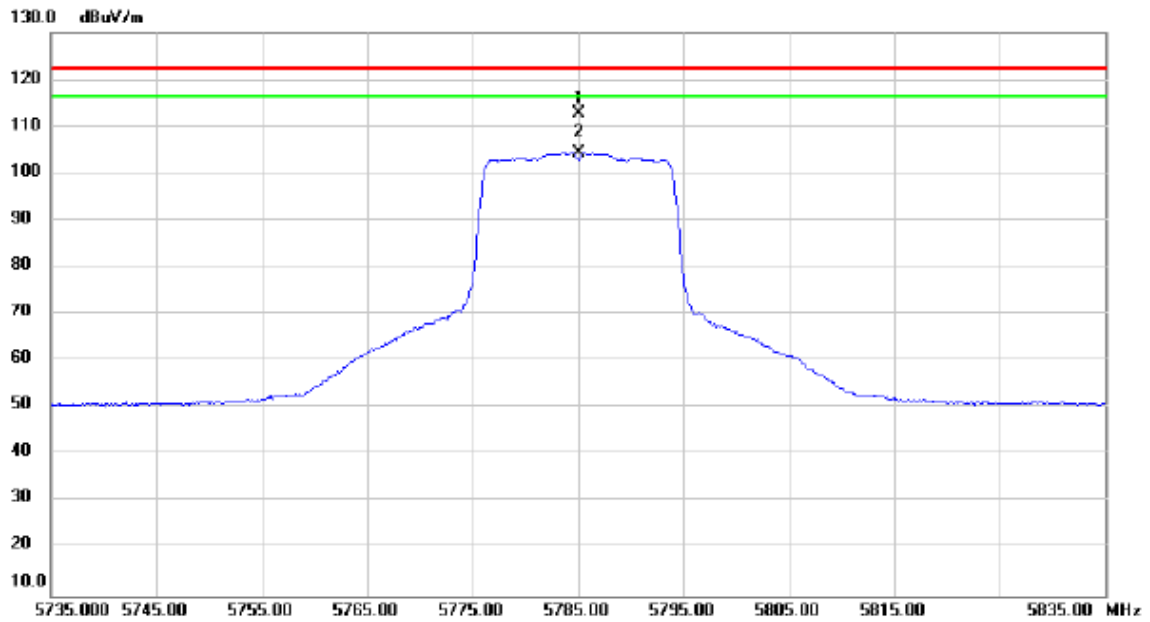
Vertical



No.	Mk.	Freq. MHz	Reading Level dBuV	Correct Factor dB	Measure- ment dBuV/m	Limit dBuV/m	Margin dB	Detector	Comment
1	*	5785.000	67.17	38.64	105.81	122.20	-16.39	peak	No Limit
2		5785.000	59.42	38.64	98.06	122.20	-24.14	AVG	No Limit

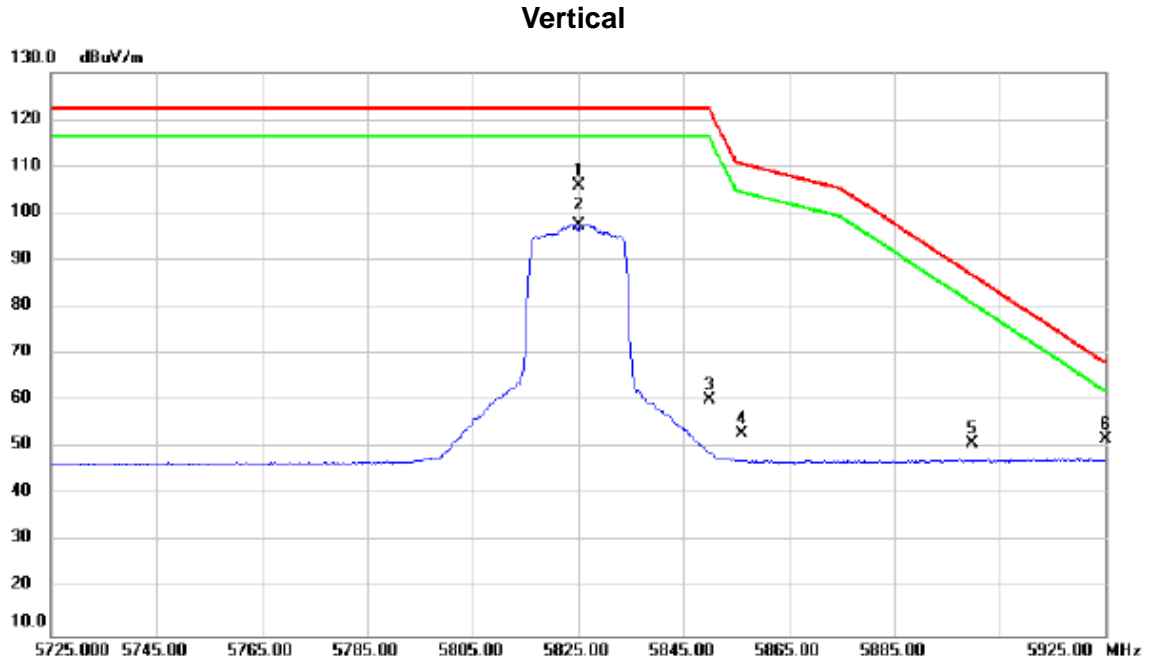
Orthogonal Axis:	X
Test Mode:	UNII-3/TX AC20 Mode 5785MHz

Horizontal



No.	Mk.	Freq.	Reading Level	Correct Factor	Measurement	Limit	Margin	Detector	Comment
		MHz	dBuV	dB	dBuV/m	dBuV/m	dB		
1	*	5785.000	74.14	38.64	112.78	122.20	-9.42	peak	No Limit
2		5785.000	65.66	38.64	104.30	122.20	-17.90	AVG	No Limit

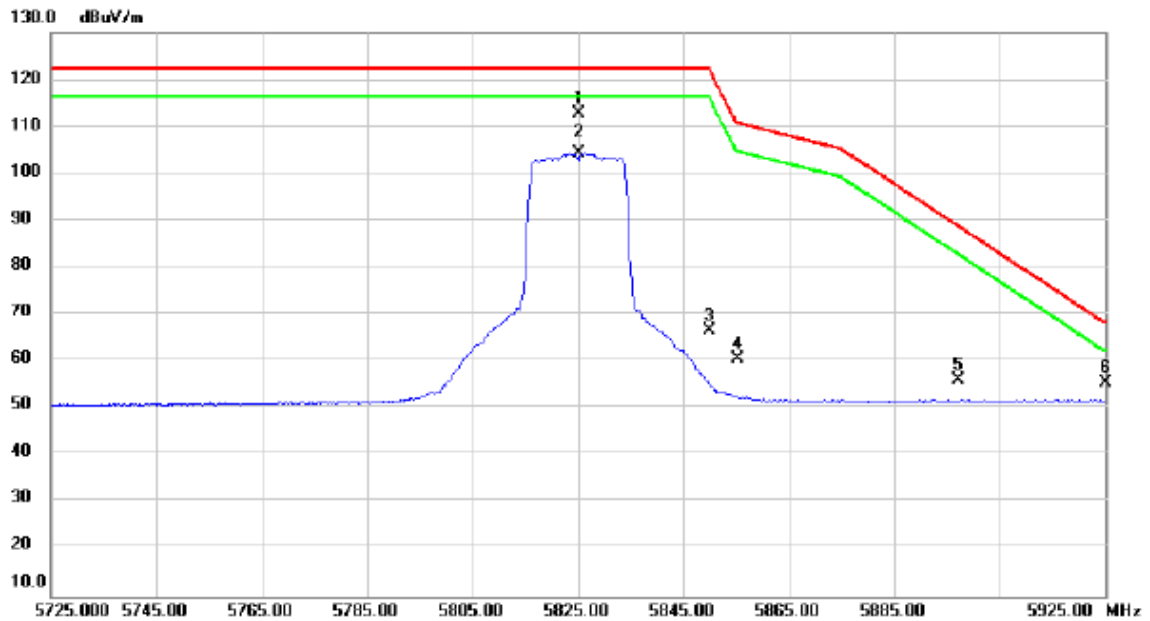
Orthogonal Axis:	X
Test Mode:	UNII-3/TX AC20 Mode 5825MHz



No.	Mk.	Freq. MHz	Reading Level dBuV	Correct Factor dB	Measure- ment dBuV/m	Limit dBuV/m	Margin dB	Detector	Comment
1	*	5825.000	67.14	38.74	105.88	122.20	-16.32	peak	No Limit
2		5825.000	58.86	38.74	97.60	122.20	-24.60	AVG	No Limit
3		5850.030	21.32	38.80	60.12	122.13	-62.01	peak	
4		5856.180	14.29	38.82	53.11	110.47	-57.36	peak	
5		5899.850	12.08	38.93	51.01	86.81	-35.80	peak	
6		5925.000	12.70	39.00	51.70	68.20	-16.50	peak	

Orthogonal Axis:	X
Test Mode:	UNII-3/TX AC20 Mode 5825MHz

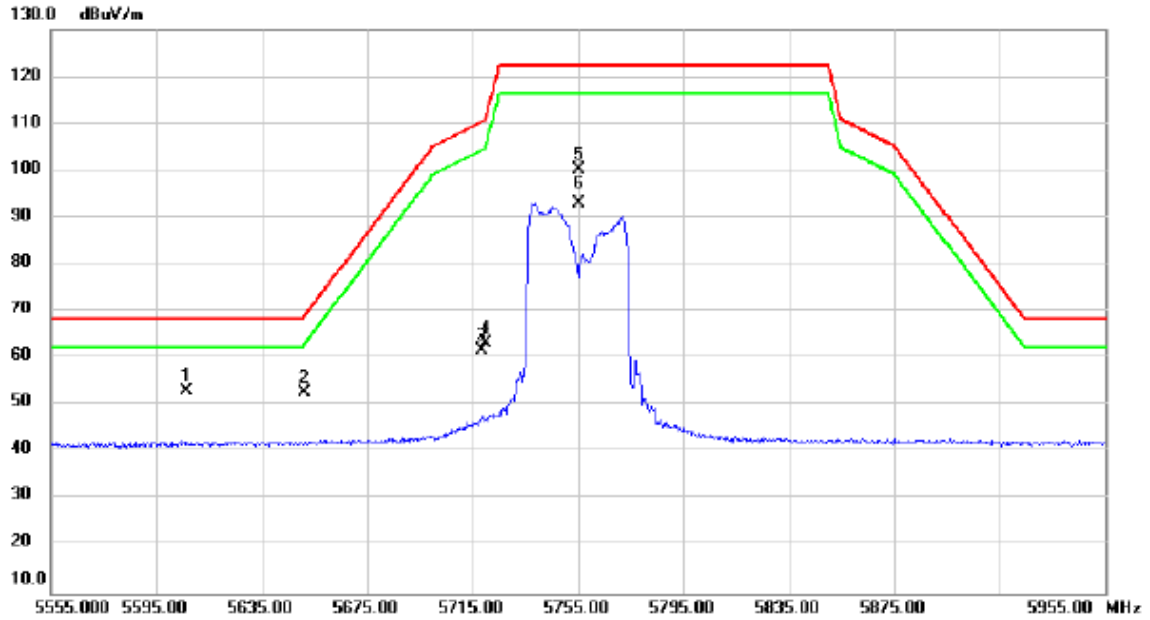
Horizontal



No.	Mk.	Freq. MHz	Reading Level dBuV	Correct Factor dB	Measure- ment dBuV/m	Limit dBuV/m	Margin dB	Detector	Comment
1	*	5825.000	74.09	38.74	112.83	122.20	-9.37	peak	No Limit
2		5825.000	65.55	38.74	104.29	122.20	-17.91	AVG	No Limit
3		5850.050	27.65	38.80	66.45	122.09	-55.64	peak	
4		5855.360	21.64	38.82	60.46	110.70	-50.24	peak	
5		5897.050	17.08	38.92	56.00	88.88	-32.88	peak	
6		5925.000	16.44	39.00	55.44	68.20	-12.76	peak	

Orthogonal Axis:	X
Test Mode:	UNII-3/TX AC40 Mode 5755MHz

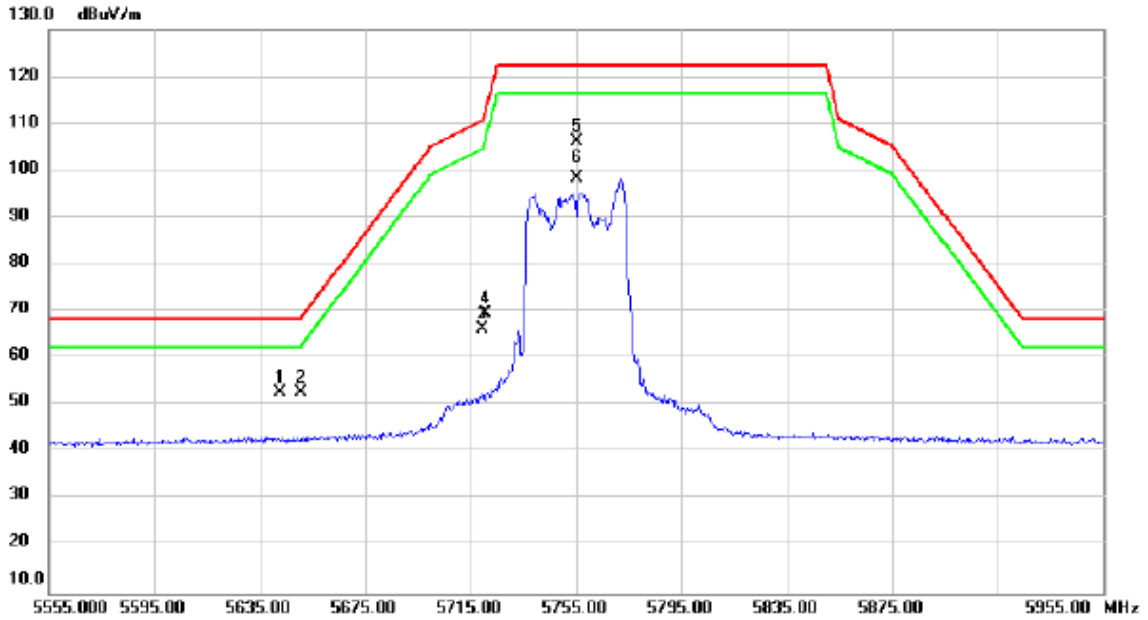
Vertical



No.	Mk.	Freq. MHz	Reading Level dBuV	Correct Factor dB	Measure- ment dBuV/m	Limit dBuV/m	Margin dB	Detector	Comment
1	*	5606.205	14.72	38.19	52.91	68.20	-15.29	peak	
2		5651.250	14.35	38.30	52.65	69.13	-16.48	peak	
3		5718.700	23.43	38.47	61.90	110.44	-48.54	peak	
4		5720.330	24.66	38.48	63.14	111.55	-48.41	peak	
5		5755.000	61.65	38.57	100.22	122.20	-21.98	peak	No Limit
6		5755.000	54.32	38.57	92.89	122.20	-29.31	AVG	No Limit

Orthogonal Axis:	X
Test Mode:	UNII-3/TX AC40 Mode 5755MHz

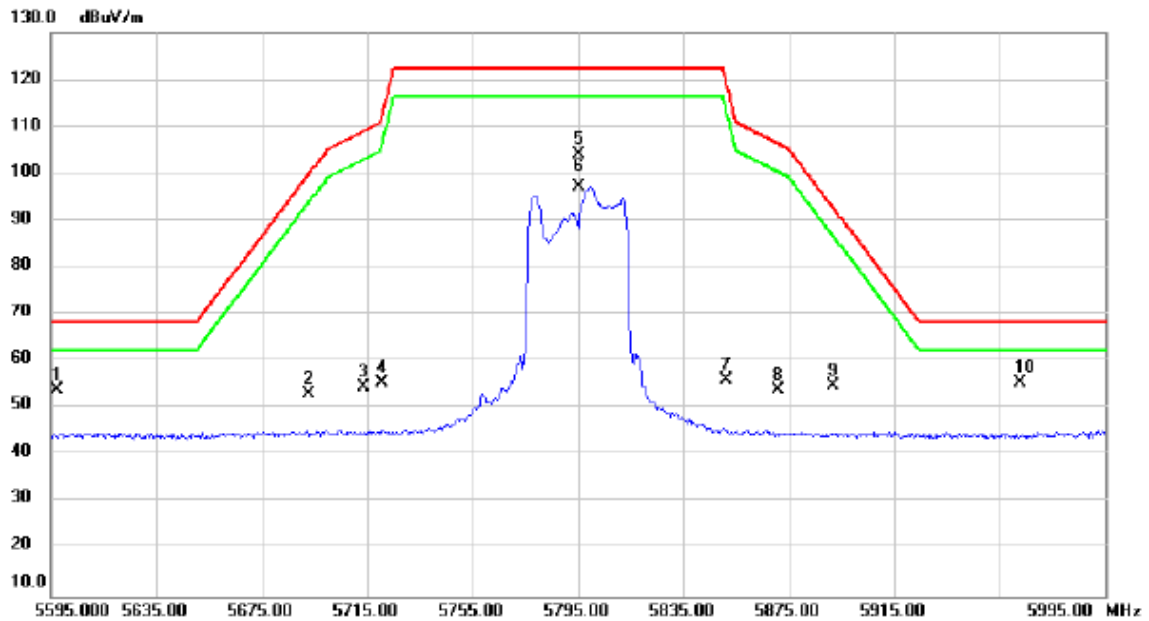
Horizontal



No.	Mk.	Freq. MHz	Reading Level dBuV	Correct Factor dB	Measure- ment dBuV/m	Limit dBuV/m	Margin dB	Detector	Comment
1	*	5642.875	14.59	38.28	52.87	68.20	-15.33	peak	
2		5650.500	14.41	38.30	52.71	68.57	-15.86	peak	
3		5719.500	27.88	38.48	66.36	110.66	-44.30	peak	
4		5720.515	31.08	38.48	69.56	111.97	-42.41	peak	
5		5755.000	67.71	38.57	106.28	122.20	-15.92	peak	No Limit
6		5755.000	59.76	38.57	98.33	122.20	-23.87	AVG	No Limit

Orthogonal Axis:	X
Test Mode:	UNII-3/TX AC40 Mode 5795MHz

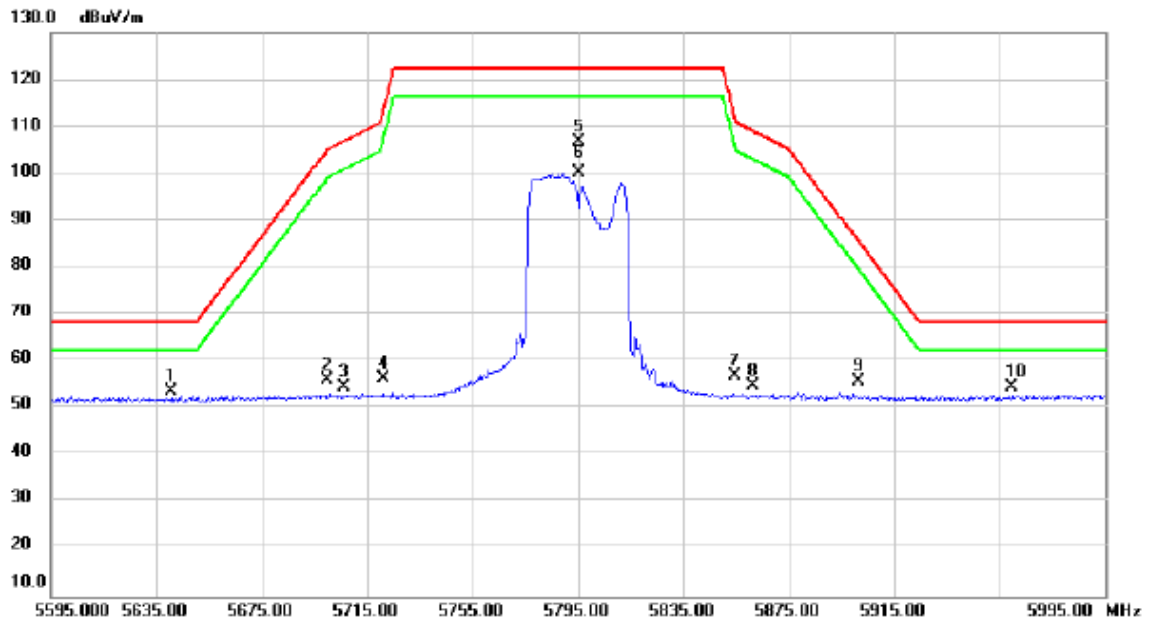
Vertical



No.	Mk.	Freq. MHz	Reading Level dBuV	Correct Factor dB	Measure- ment dBuV/m	Limit dBuV/m	Margin dB	Detector	Comment
1		5597.475	15.82	38.17	53.99	68.20	-14.21	peak	
2		5693.100	14.77	38.41	53.18	100.09	-46.91	peak	
3		5713.700	16.11	38.46	54.57	109.04	-54.47	peak	
4		5720.520	17.03	38.48	55.51	111.99	-56.48	peak	
5		5795.000	65.25	38.66	103.91	122.20	-18.29	peak	No Limit
6		5795.000	58.49	38.66	97.15	122.20	-25.05	AVG	No Limit
7		5851.115	17.36	38.80	56.16	119.66	-63.50	peak	
8		5871.100	15.23	38.86	54.09	106.29	-52.20	peak	
9		5892.050	16.07	38.91	54.98	92.58	-37.60	peak	
10	*	5962.520	16.49	39.09	55.58	68.20	-12.62	peak	

Orthogonal Axis:	X
Test Mode:	UNII-3/TX AC40 Mode 5795MHz

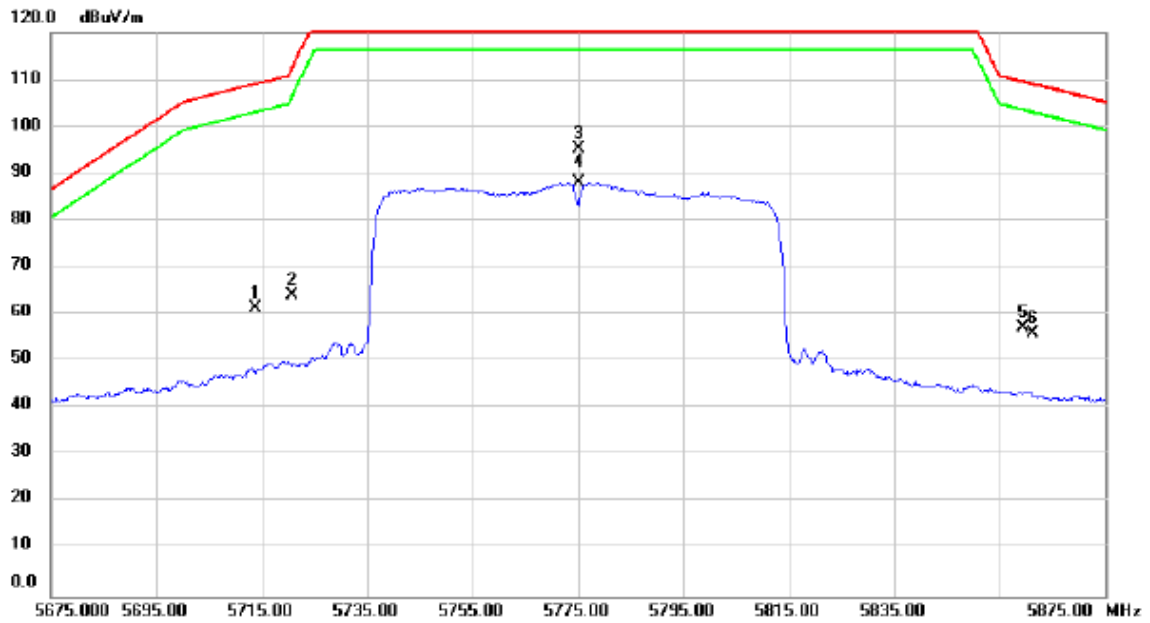
Horizontal



No.	Mk.	Freq. MHz	Reading Level dBuV	Correct Factor dB	Measure- ment dBuV/m	Limit dBuV/m	Margin dB	Detector	Comment
1		5640.540	15.37	38.28	53.65	68.20	-14.55	peak	
2		5700.000	17.73	38.42	56.15	105.20	-49.05	peak	
3		5706.340	16.15	38.44	54.59	106.98	-52.39	peak	
4		5721.375	17.79	38.48	56.27	113.94	-57.67	peak	
5		5795.000	68.17	38.66	106.83	122.20	-15.37	peak	No Limit
6		5795.000	61.50	38.66	100.16	122.20	-22.04	AVG	No Limit
7		5854.655	18.28	38.82	57.10	111.59	-54.49	peak	
8		5861.620	15.91	38.84	54.75	108.95	-54.20	peak	
9		5901.400	16.77	38.93	55.70	85.66	-29.96	peak	
10	*	5959.650	15.62	39.07	54.69	68.20	-13.51	peak	

Orthogonal Axis:	X
Test Mode:	UNII-3/TX AC80 Mode 5775MHz

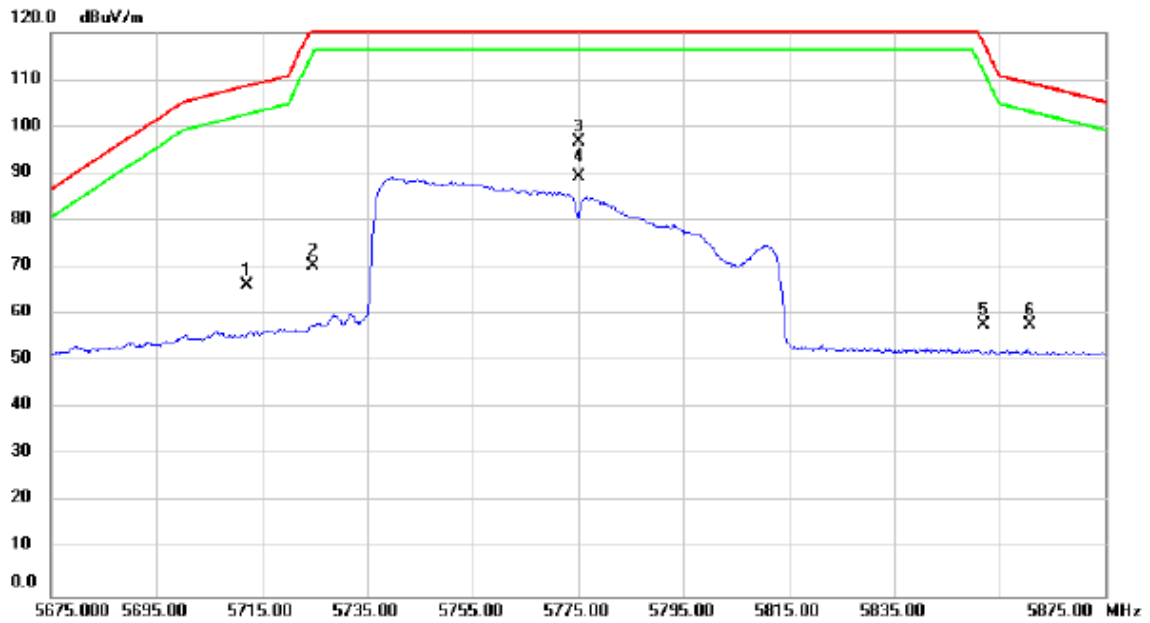
Vertical



No.	Mk.	Freq. MHz	Reading Level dBuV	Correct Factor dB	Measure- ment dBuV/m	Limit dBuV/m	Margin dB	Detector	Comment
1		5713.880	22.84	38.46	61.30	109.09	-47.79	peak	
2		5720.640	25.55	38.48	64.03	112.26	-48.23	peak	
3	*	5775.000	56.52	38.62	95.14	122.20	-27.06	peak	No Limit
4		5775.000	49.38	38.62	88.00	122.20	-34.20	AVG	No Limit
5		5859.400	18.32	38.82	57.14	109.57	-52.43	peak	
6		5861.155	17.23	38.83	56.06	109.08	-53.02	peak	

Orthogonal Axis:	X
Test Mode:	UNII-3/TX AC80 Mode 5775MHz

Horizontal



No.	Mk.	Freq. MHz	Reading Level dBuV	Correct Factor dB	Measure- ment dBuV/m	Limit dBuV/m	Margin dB	Detector	Comment
1		5712.280	27.75	38.46	66.21	108.64	-42.43	peak	
2		5724.840	31.97	38.48	70.45	121.84	-51.39	peak	
3	*	5775.000	58.10	38.62	96.72	122.20	-25.48	peak	No Limit
4		5775.000	50.66	38.62	89.28	122.20	-32.92	AVG	No Limit
5		5851.860	19.09	38.80	57.89	117.96	-60.07	peak	
6		5860.855	18.90	38.83	57.73	109.16	-51.43	peak	

Non-Beamforming

TX A Mode_DUTY CYCLE

Duty cycle: TX DUTYMHZ

$$\text{Duty cycle} = T_{\text{ON}} / T_{\text{Total}}$$

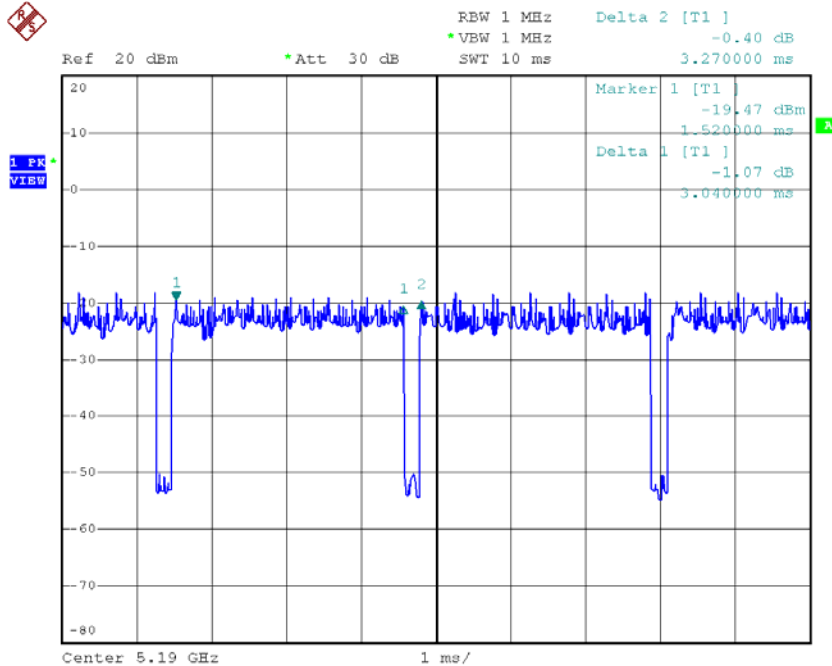
T_{ON} : 3.04msec

T_{Total} : 3.27 msec

Duty cycle: 92.9664%

$$\text{Duty Factor} = 10 \log(1/\text{Duty cycle})$$

Duty Factor = 0.32



Date: 4.AUG.2016 14:42:44

Note: The EUT was programmed to be in continuously transmitting mode and the transmit duty cycle is not less than 98 %, so, the output power and power density should be calculated as
 Output Power = Measured power + Duty factor
 Power Spectral Density = Measured density + Duty factor

TX N20 Mode_DUTY CYCLE

Duty cycle: TX DUTYMHZ

$$\text{Duty cycle} = T_{\text{ON}} / T_{\text{Total}}$$

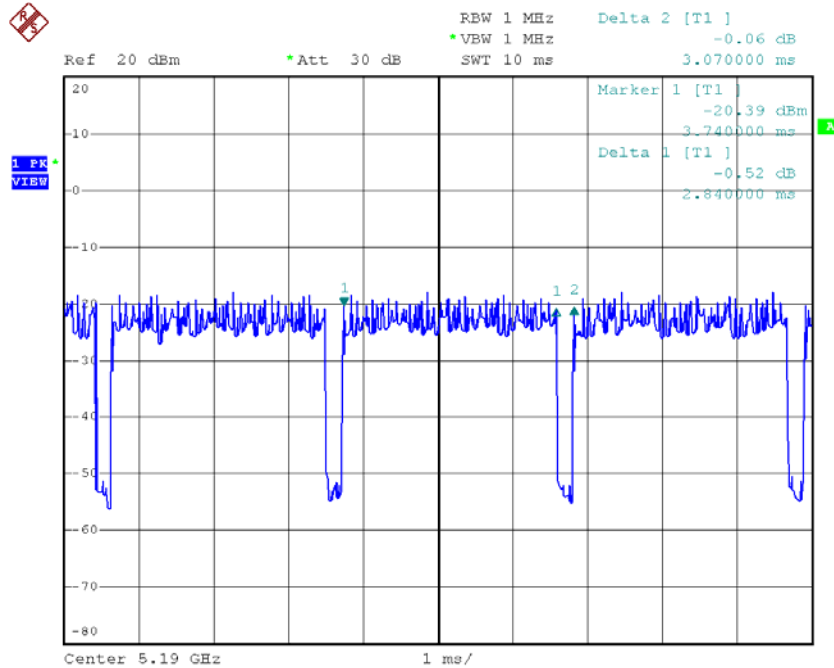
T_{ON} : 2.84 msec

T_{Total} : 3.07 msec

Duty cycle: 92.508%

$$\text{Duty Factor} = 10 \log(1/\text{Duty cycle})$$

Duty Factor = 0.34



Date: 4.AUG.2016 14:28:31

Note: The EUT was programmed to be in countinously transmitting mode and the transmit duty cycle is not less than 98 %, so, the output power and power density should be cacluated as Output Power = Measured power + Ducus factor
 Power Spectral Density = Measured density + Duty factor

TX N40 Mode_DUTY CYCLE

Duty cycle: TX DUTYMHZ

$$\text{Duty cycle} = T_{\text{ON}} / T_{\text{Total}}$$

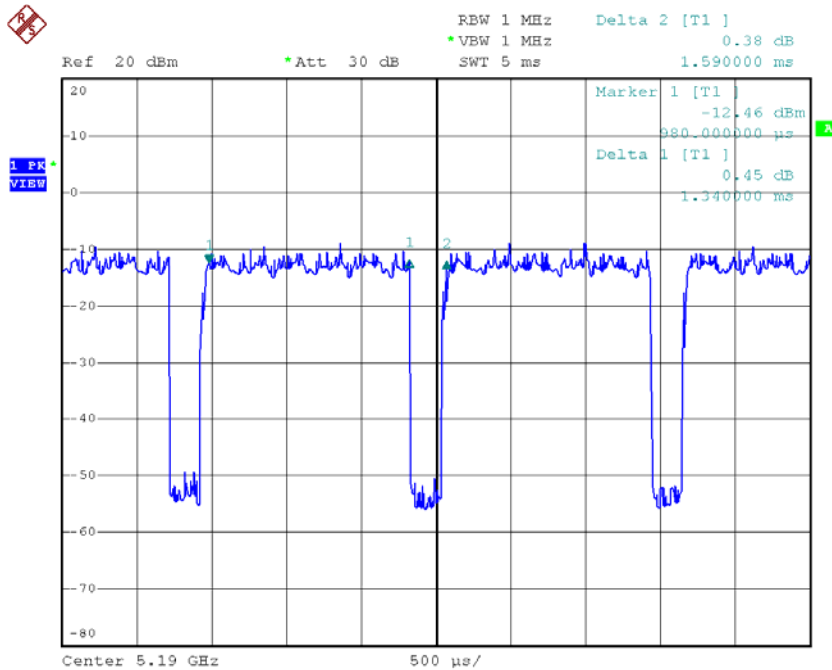
T_{ON} : 1.34 msec

T_{Total} : 1.59 msec

Duty cycle: 84.277%

$$\text{Duty Factor} = 10 \log(1/\text{Duty cycle})$$

Duty Factor = 0.74



Date: 4.AUG.2016 14:25:54

Note: The EUT was programmed to be in continuously transmitting mode and the transmit duty cycle is not less than 98 %, so, the output power and power density should be calculated as
 Output Power = Measured power + Duty factor
 Power Spectral Density = Measured density + Duty factor

TX AC20 Mode_DUTY CYCLE

Duty cycle: TX DUTYMHZ

$$\text{Duty cycle} = T_{\text{ON}} / T_{\text{Total}}$$

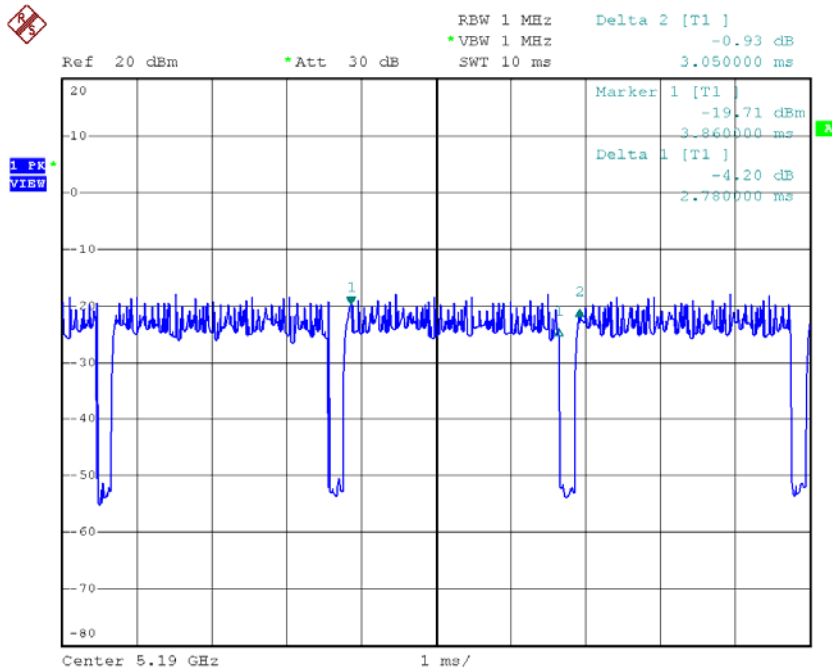
T_{ON} : 2.78 msec

T_{Total} : 3.05 msec

Duty cycle: 91.148%

$$\text{Duty Factor} = 10 \log(1/\text{Duty cycle})$$

Duty Factor = 0.4



Date: 4.AUG.2016 14:28:00

Note: The EUT was programmed to be in countinously transmitting mode and the transmit duty cycle is not less than 98 %, so, the output power and power density should be cacluated as Output Power = Measured power + Ducus factor
 Power Spectral Density = Measured density + Duty factor

TX AC40 Mode_DUTY CYCLE

Duty cycle: TX DUTYMHZ

$$\text{Duty cycle} = T_{\text{ON}} / T_{\text{Total}}$$

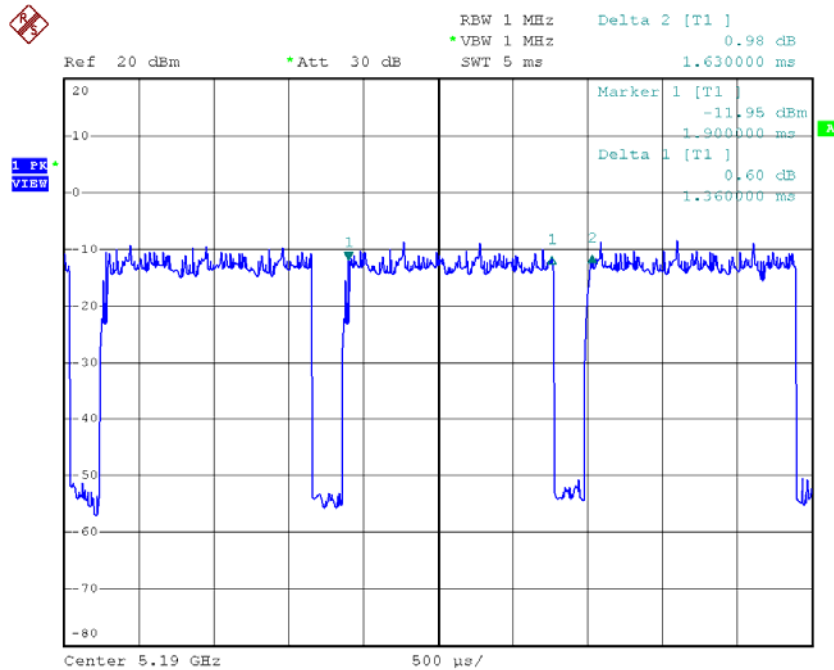
T_{ON} : 1.36 msec

T_{Total} : 1.63 msec

Duty cycle: 83.436%

$$\text{Duty Factor} = 10 \log(1/\text{Duty cycle})$$

$$\text{Duty Factor} = 0.79$$



Date: 4.AUG.2016 14:24:11

Note: The EUT was programmed to be in countinously transmitting mode and the transmit duty cycle is not less than 98 %, so, the output power and power density should be cacluated as Output Power = Measured power + Ducus factor
 Power Spectral Density = Measured density + Duty factor

TX AC80 Mode_DUTY CYCLE

Duty cycle: TX DUTYMHZ

$$\text{Duty cycle} = T_{\text{ON}} / T_{\text{Total}}$$

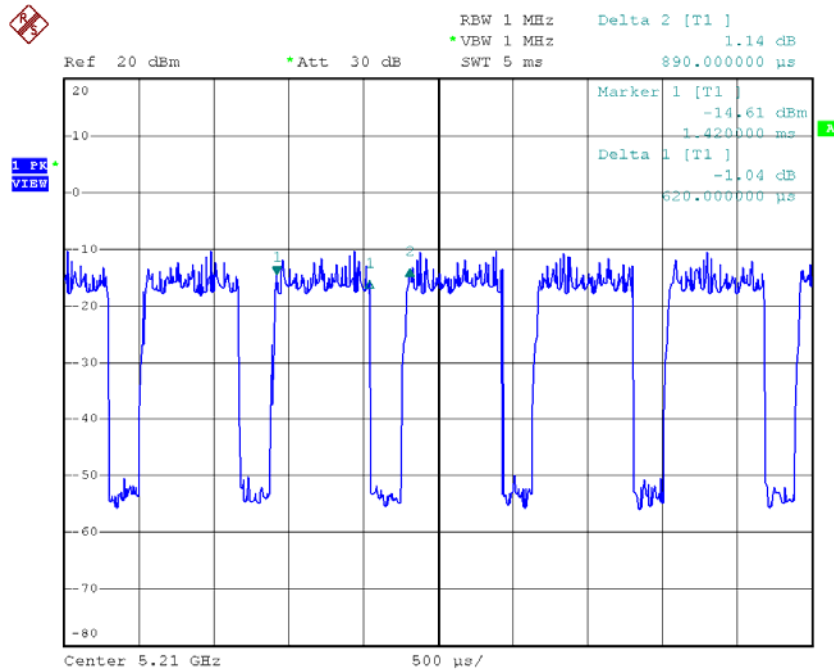
T_{ON} : 0.62msec

T_{Total} : 0.89 msec

Duty cycle: 69.663%

$$\text{Duty Factor} = 10 \log(1/\text{Duty cycle})$$

Duty Factor = 1.57



Date: 4.AUG.2016 14:21:33

Note: The EUT was programmed to be in continuously transmitting mode and the transmit duty cycle is not less than 98 %, so, the output power and power density should be calculated as Output Power = Measured power + Duty factor
 Power Spectral Density = Measured density + Duty factor

Beamforming

TX N20 Mode_DUTY CYCLE

Duty cycle: TX DUTYMHZ

$$\text{Duty cycle} = T_{\text{ON}} / T_{\text{Total}}$$

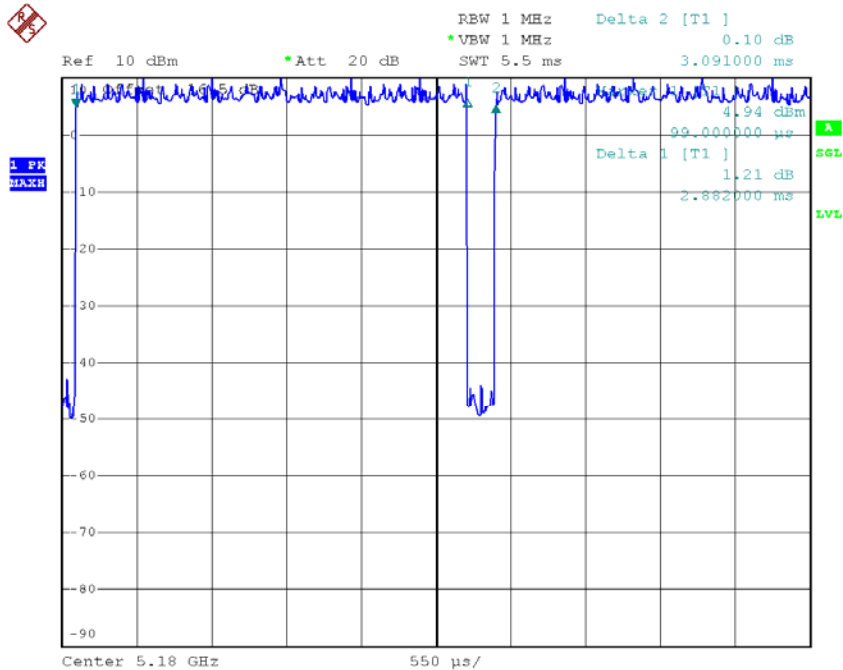
T_{ON} : 2.882 msec

T_{Total} : 3.091 msec

Duty cycle: 93.238%

$$\text{Duty Factor} = 10 \log(1/\text{Duty cycle})$$

Duty Factor = 0.30



Date: 5.OCT.2016 14:00:24

Note: The EUT was programmed to be in continuously transmitting mode and the transmit duty cycle is not less than 98 %, so, the output power and power density should be calculated as Output Power = Measured power + Duty factor
 Power Spectral Density = Measured density + Duty factor

TX N40 Mode_DUTY CYCLE

Duty cycle: TX DUTYMHZ

$$\text{Duty cycle} = T_{\text{ON}} / T_{\text{Total}}$$

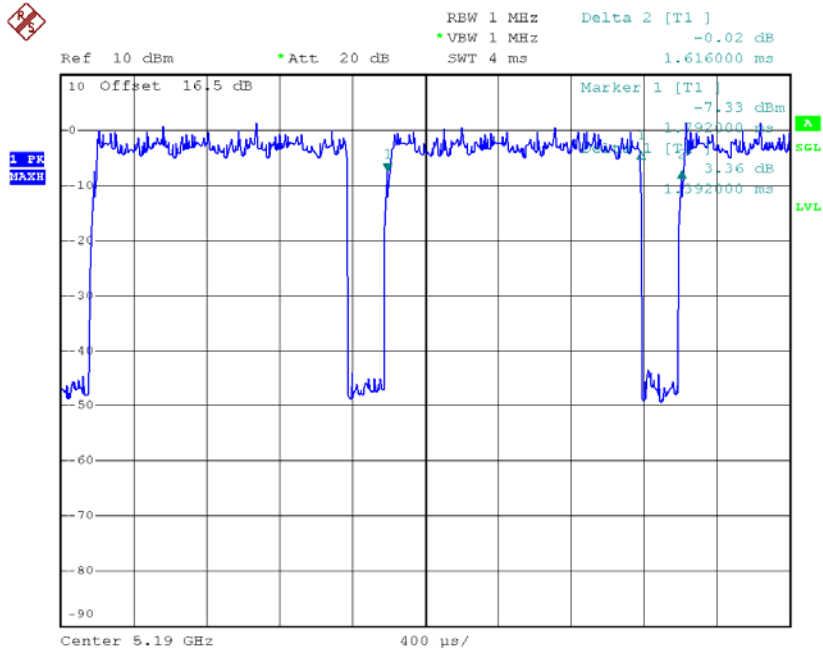
T_{ON} : 1.392 msec

T_{Total} : 1.616 msec

Duty cycle: 86.139%

$$\text{Duty Factor} = 10 \log(1/\text{Duty cycle})$$

Duty Factor = 0.65



Date: 5.OCT.2016 14:09:45

Note: The EUT was programmed to be in continuously transmitting mode and the transmit duty cycle is not less than 98 %, so, the output power and power density should be calculated as
 Output Power = Measured power + Duty factor
 Power Spectral Density = Measured density + Duty factor

TX AC80 Mode_DUTY CYCLE

Duty cycle: TX DUTYMHZ

$$\text{Duty cycle} = T_{\text{ON}} / T_{\text{Total}}$$

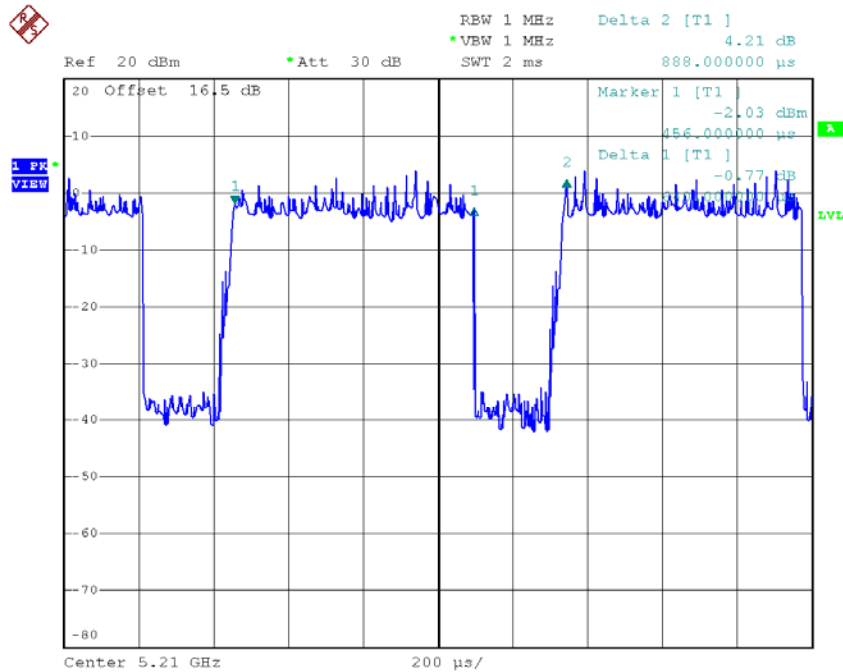
T_{ON} : 0.64msec

T_{Total} : 0.888 msec

Duty cycle:72.072%

$$\text{Duty Factor} = 10 \log(1/\text{Duty cycle})$$

Duty Factor = 1.42



Date: 5.OCT.2016 14:22:52

Note: The EUT was programmed to be in continuously transmitting mode and the transmit duty cycle is not less than 98 %, so, the output power and power density should be calculated as Output Power = Measured power + Duty factor
 Power Spectral Density = Measured density + Duty factor

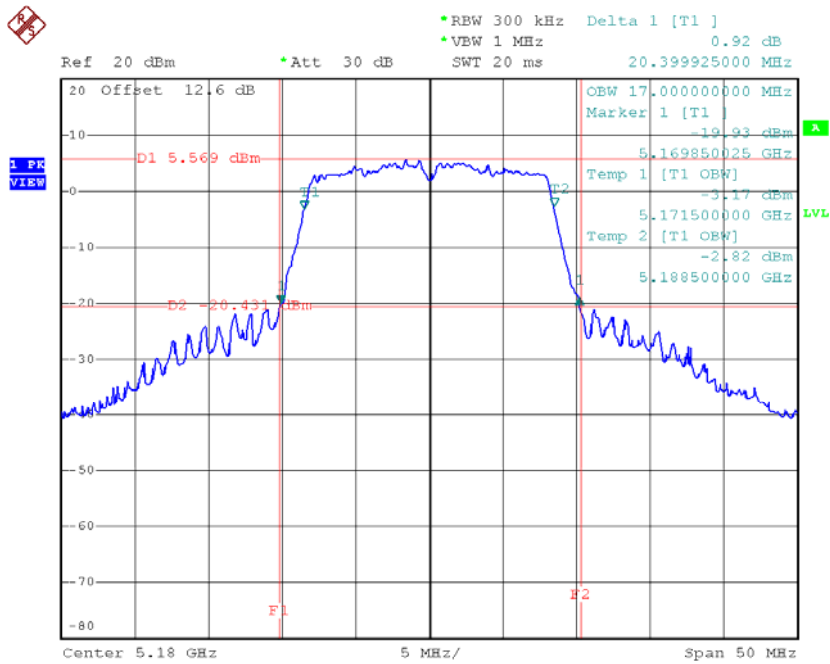
ATTACHMENT F - BANDWIDTH

Non-Beamforming

Test Mode: UNII-1/TX A Mode_CH36/CH40/CH48

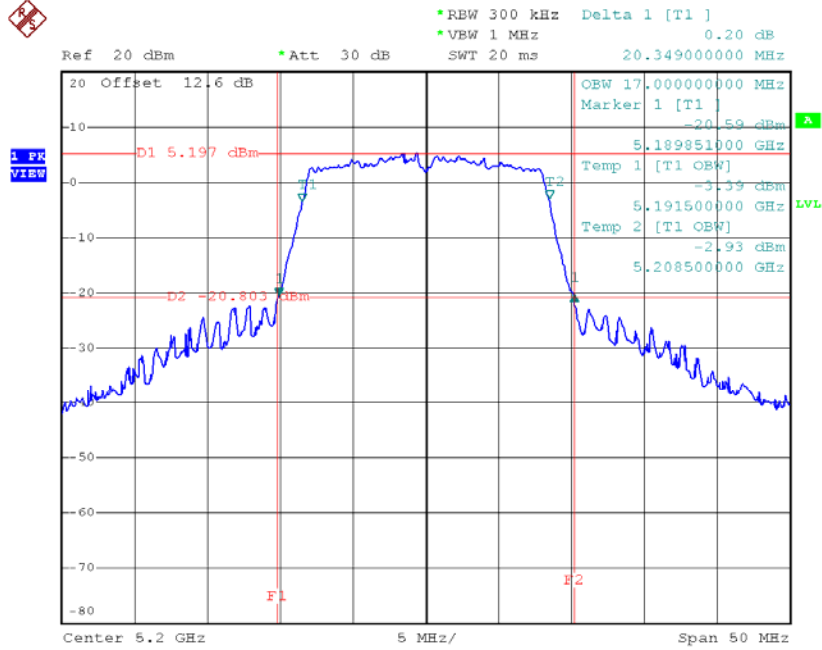
Channel	Frequency (MHz)	26dB Bandwidth (MHz)	99% Occupied Bandwidth (MHz)
CH36	5180	20.40	17.00
CH40	5200	20.35	17.00
CH48	5240	20.40	17.00

TX CH36



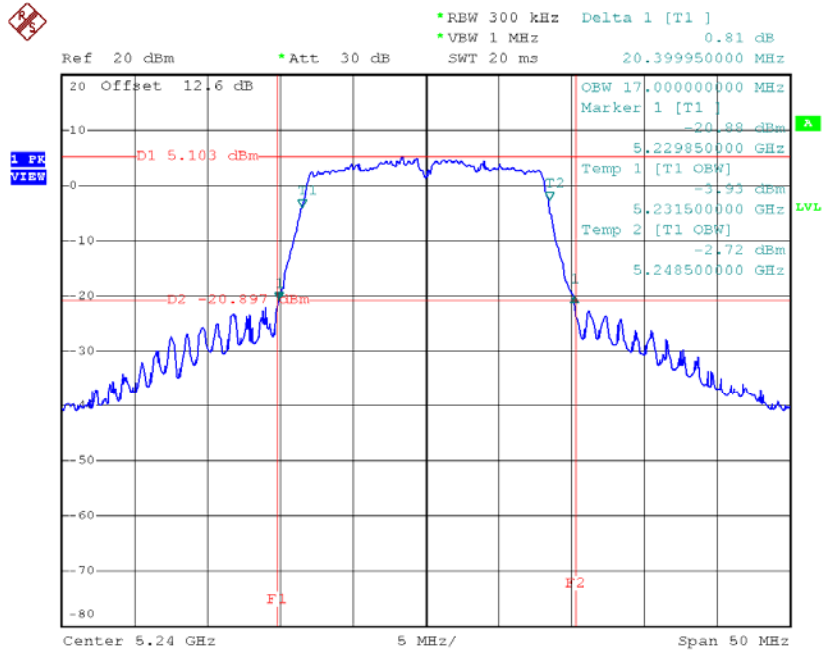
Date: 4.AUG.2016 10:54:42

TX CH40



Date: 4.AUG.2016 10:58:03

TX CH48

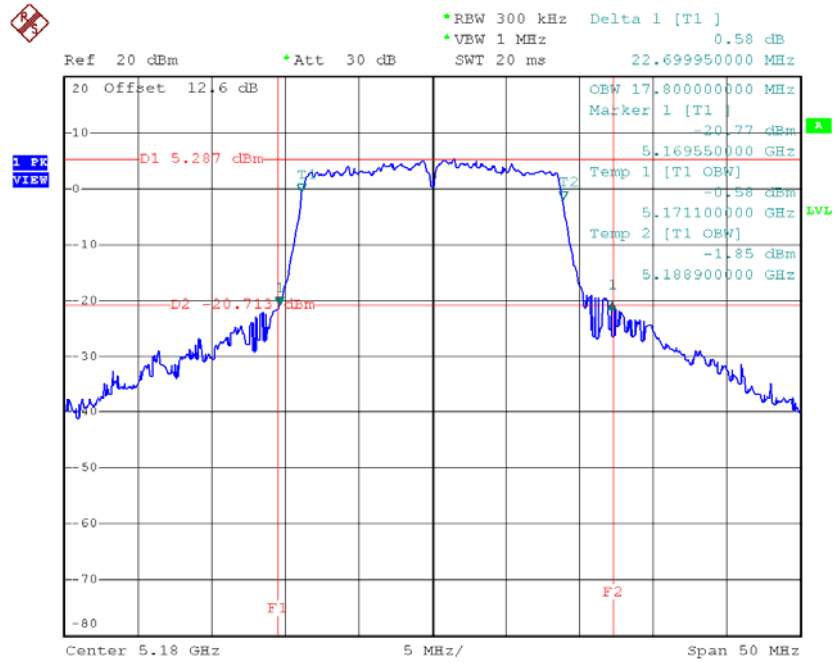


Date: 4.AUG.2016 11:00:05

Test Mode: UNII-1/TX N20 Mode_CH36/CH40/CH48

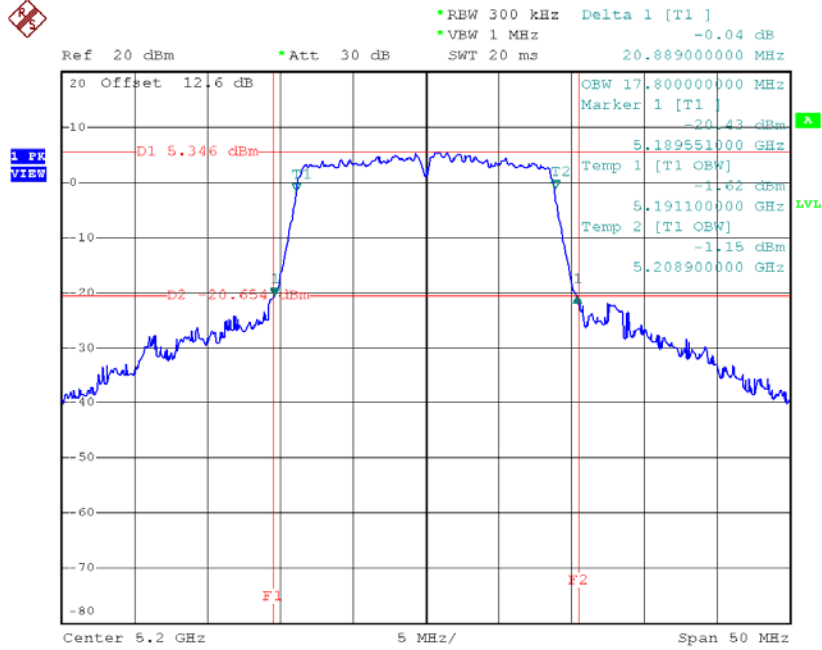
Channel	Frequency (MHz)	26dB Bandwidth (MHz)	99% Occupied Bandwidth (MHz)
CH36	5180	22.70	17.80
CH40	5200	20.89	17.80
CH48	5240	22.80	17.80

TX CH36



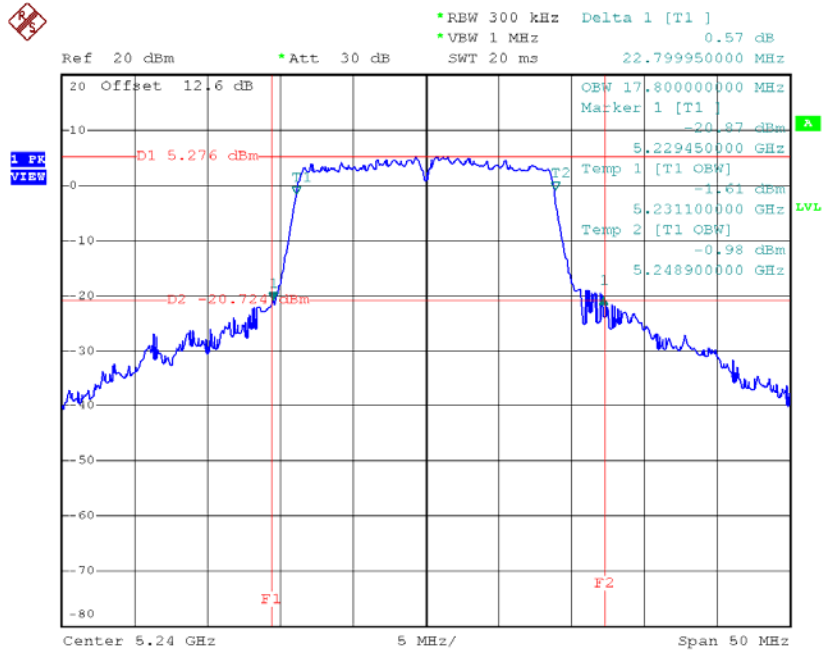
Date: 4.AUG.2016 12:30:56

TX CH40



Date: 4.AUG.2016 12:34:14

TX CH48

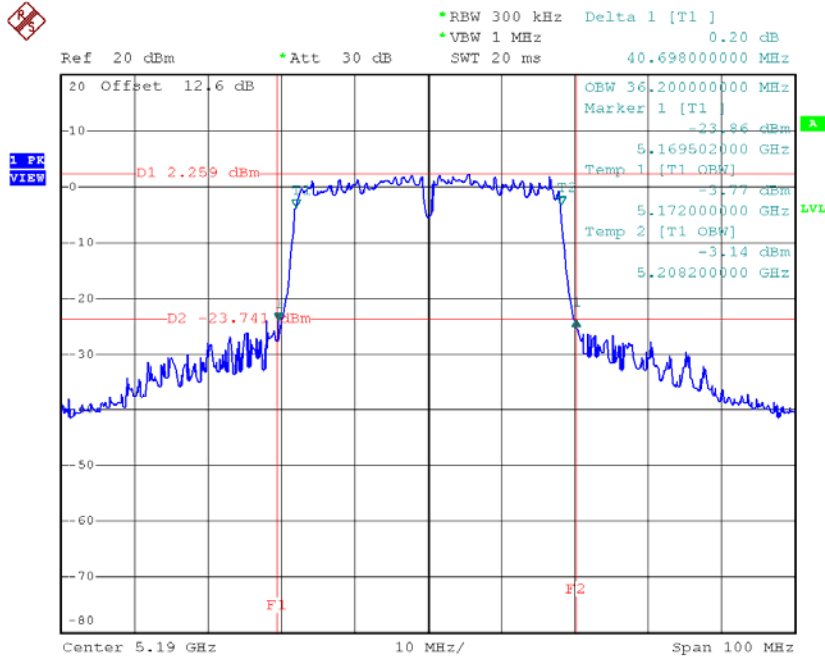


Date: 4.AUG.2016 12:35:16

Test Mode: UNII-1/TX N40 Mode_CH38/CH46

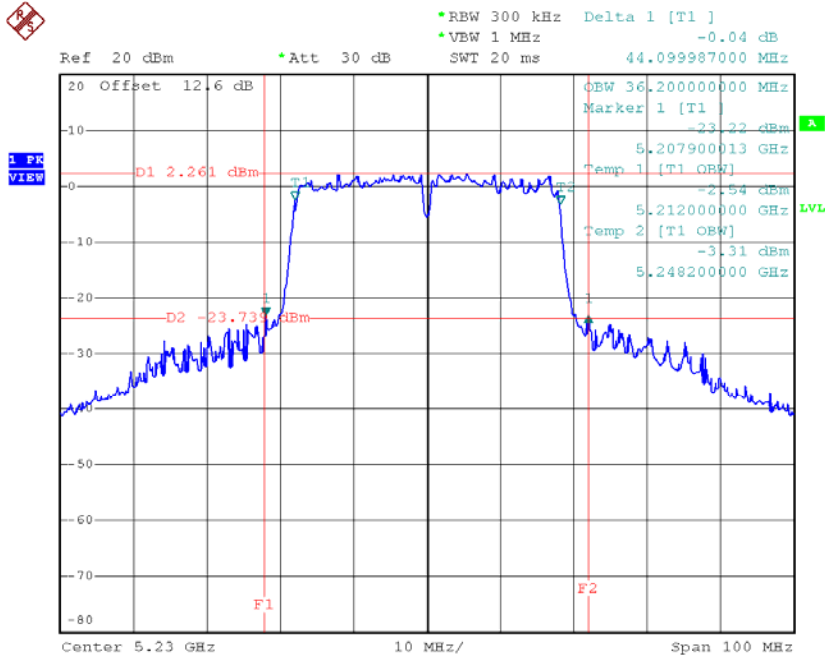
Channel	Frequency (MHz)	26dB Bandwidth (MHz)	99% Occupied Bandwidth (MHz)
CH38	5190	40.70	36.20
CH46	5230	44.10	36.20

TX CH38



Date: 4.AUG.2016 13:38:45

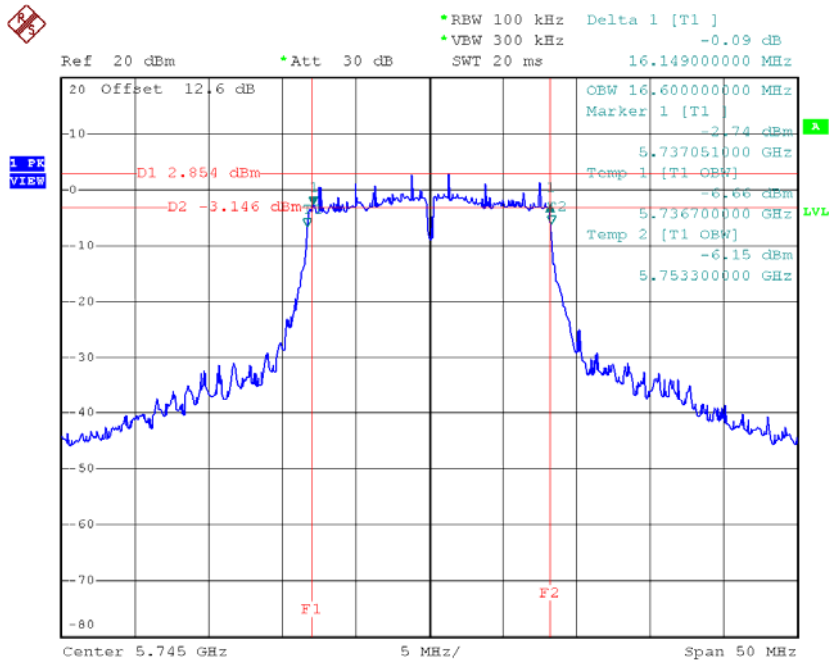
TX CH46



Date: 4.AUG.2016 13:42:54

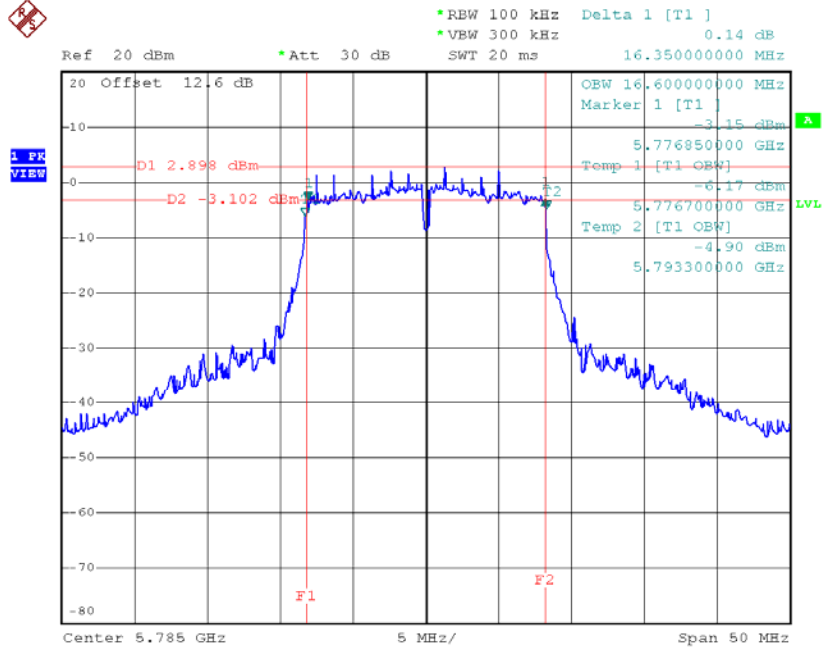
Test Mode: UNII-3/ TX A Mode_CH149/CH157/CH165

Channel	Frequency (MHz)	6dB Bandwidth (MHz)	99% Occupied Bandwidth (MHz)	Limit (kHz)
CH149	5745	16.15	16.60	>=500
CH157	5785	16.35	16.60	>=500
CH165	5825	16.45	16.60	>=500

TX CH 149


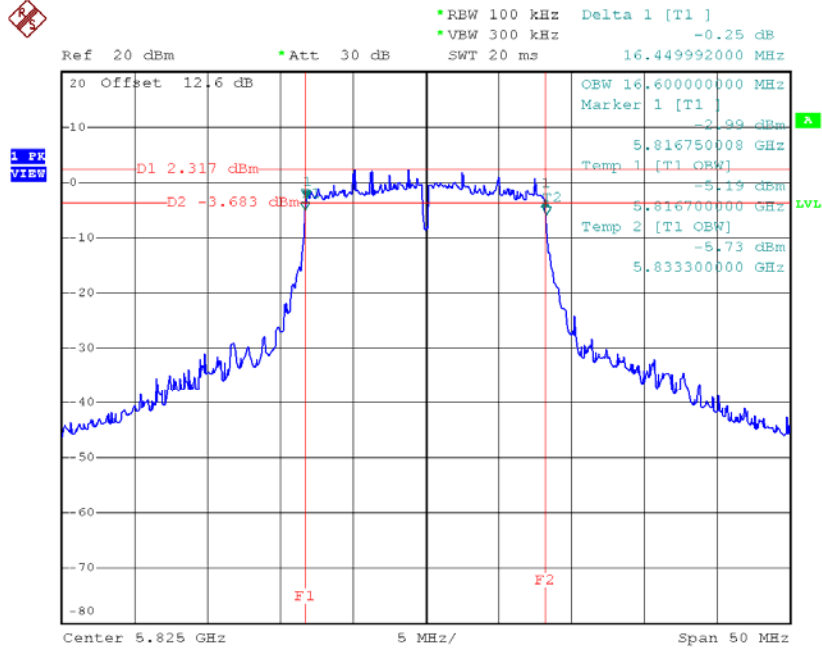
Date: 4.AUG.2016 11:06:27

TX CH 157



Date: 4.AUG.2016 11:08:12

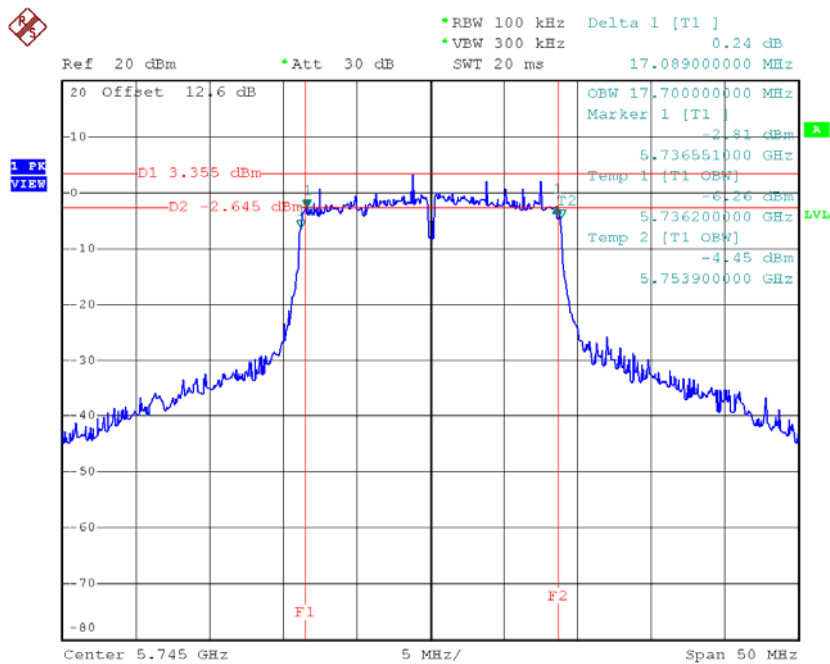
TX CH 165



Date: 4.AUG.2016 11:11:41

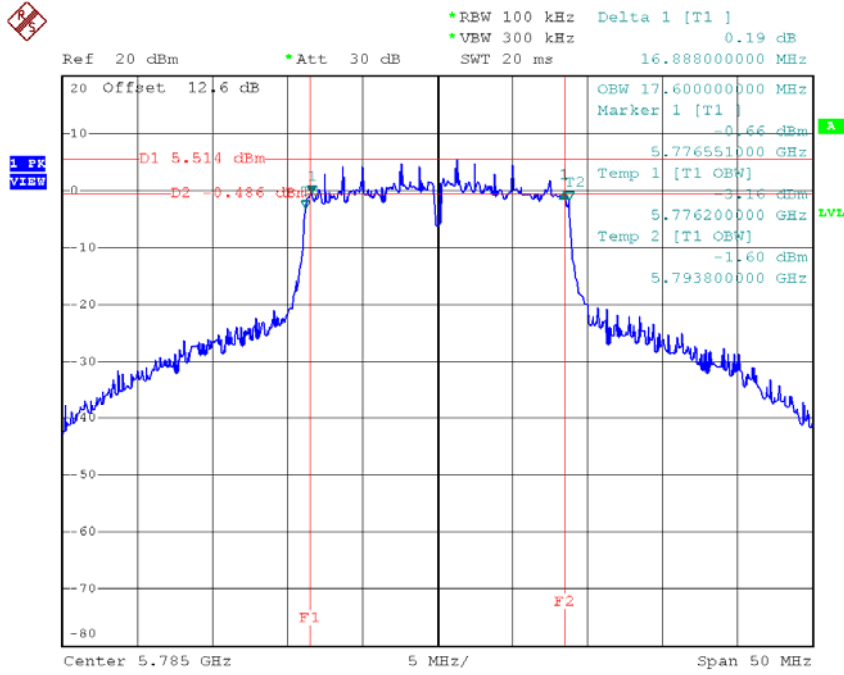
Test Mode: UNII-3/ TX N20 Mode_CH149/CH157/CH165

Channel	Frequency (MHz)	6dB Bandwidth (MHz)	99% Occupied Bandwidth (MHz)	Limit (kHz)
CH149	5745	17.09	17.70	>=500
CH157	5785	16.89	17.60	>=500
CH165	5825	16.40	17.60	>=500

TX CH 149


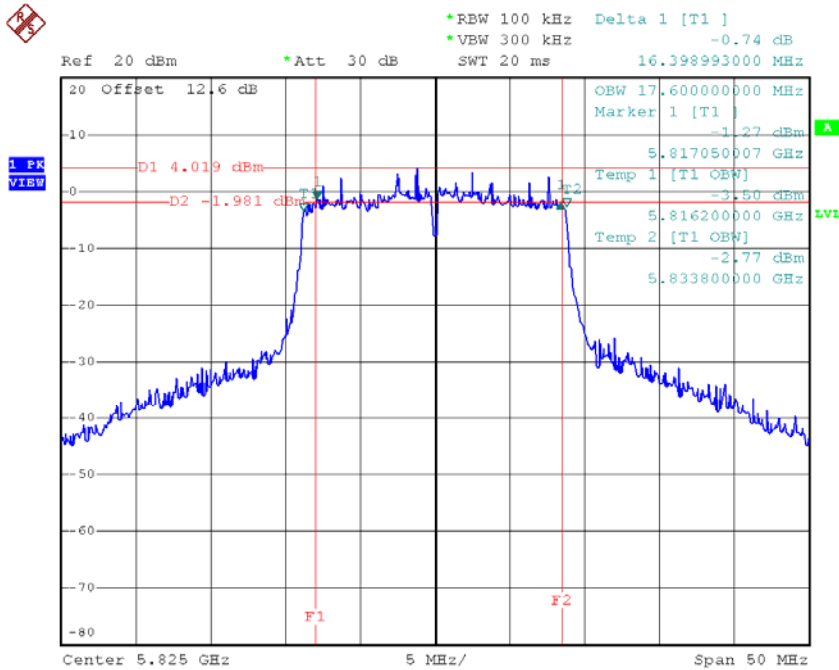
Date: 4.AUG.2016 12:39:32

TX CH 157



Date: 4.AUG.2016 12:41:13

TX CH 165

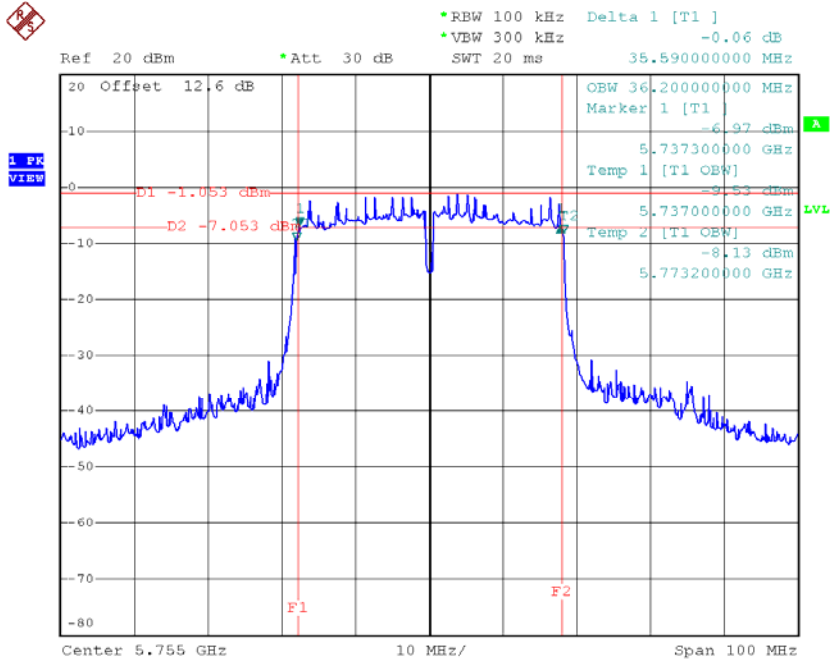


Date: 4.AUG.2016 12:44:27

Test Mode: UNII-3/ TX N40 Mode_CH151/CH159

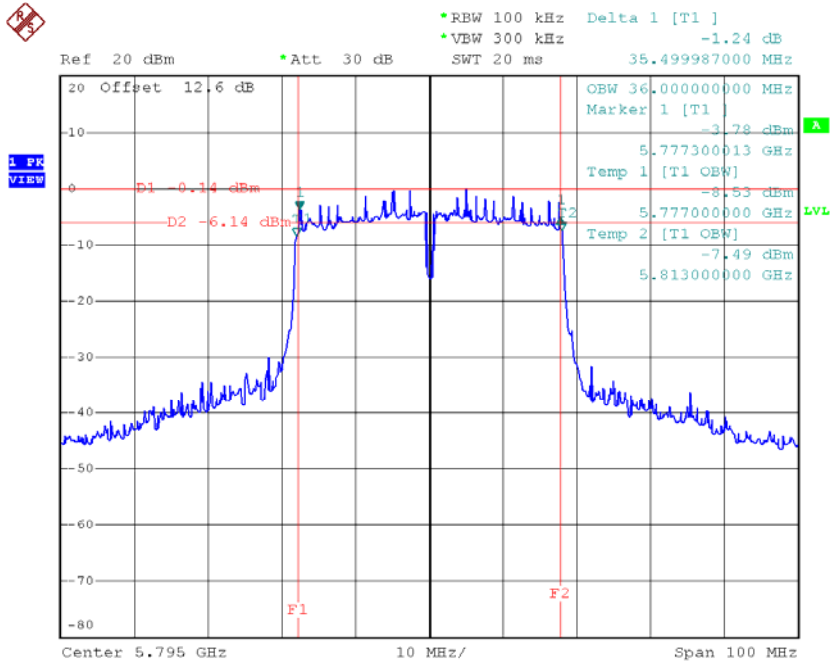
Channel	Frequency (MHz)	6dB Bandwidth (MHz)	99% Occupied Bandwidth (MHz)	Limit (kHz)
CH151	5755	35.59	36.20	>=500
CH159	5795	35.50	36.00	>=500

TX CH 151



Date: 4.AUG.2016 13:48:31

TX CH 159

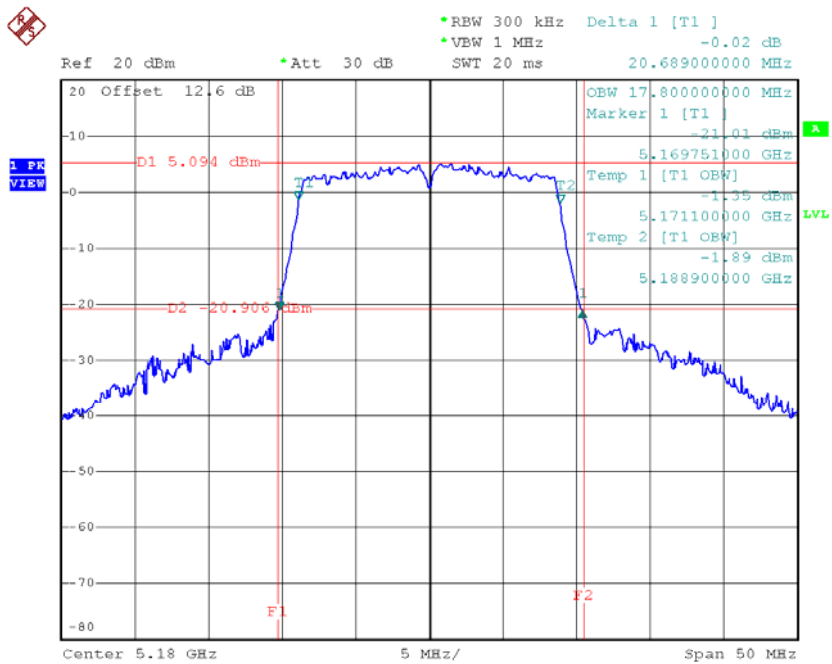


Date: 4.AUG.2016 13:52:44

Test Mode: UNII-1/TX AC20 Mode_CH36/CH40/CH48

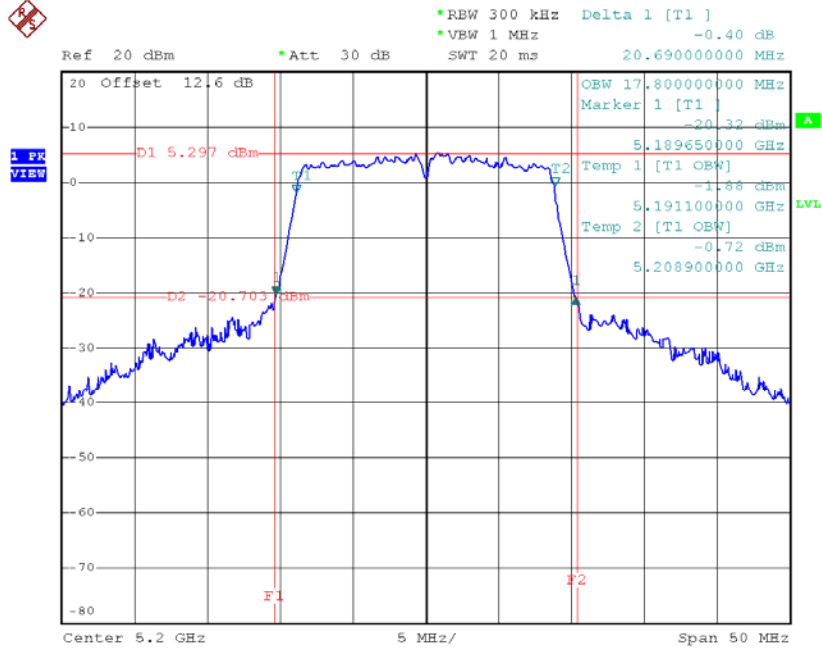
Channel	Frequency (MHz)	26dB Bandwidth (MHz)	99% Occupied Bandwidth (MHz)
CH36	5180	20.69	17.80
CH40	5200	20.69	17.80
CH48	5240	20.60	17.80

TX CH36



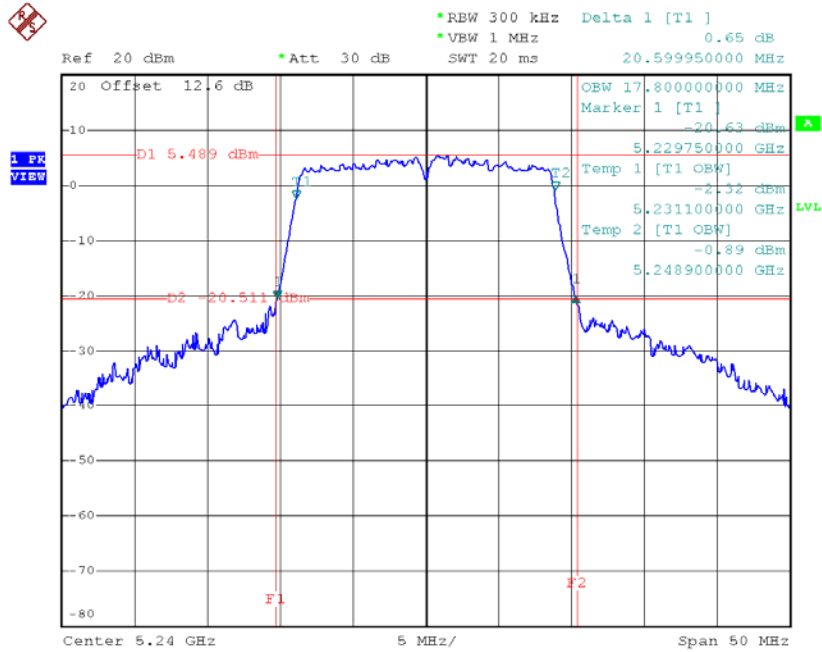
Date: 4.AUG.2016 13:03:51

TX CH40



Date: 4.AUG.2016 13:07:14

TX CH48

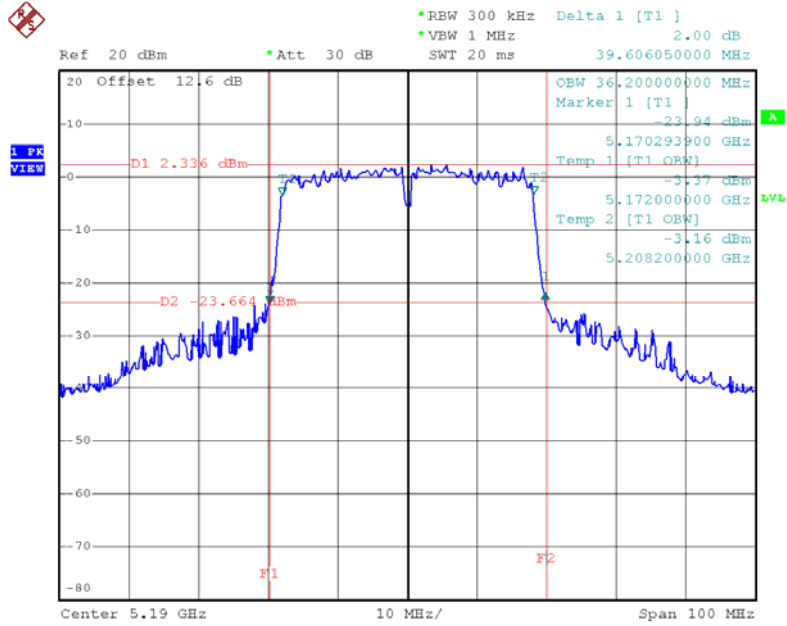


Date: 4.AUG.2016 13:23:57

Test Mode: UNII-1/TX AC40 Mode_CH38/CH46

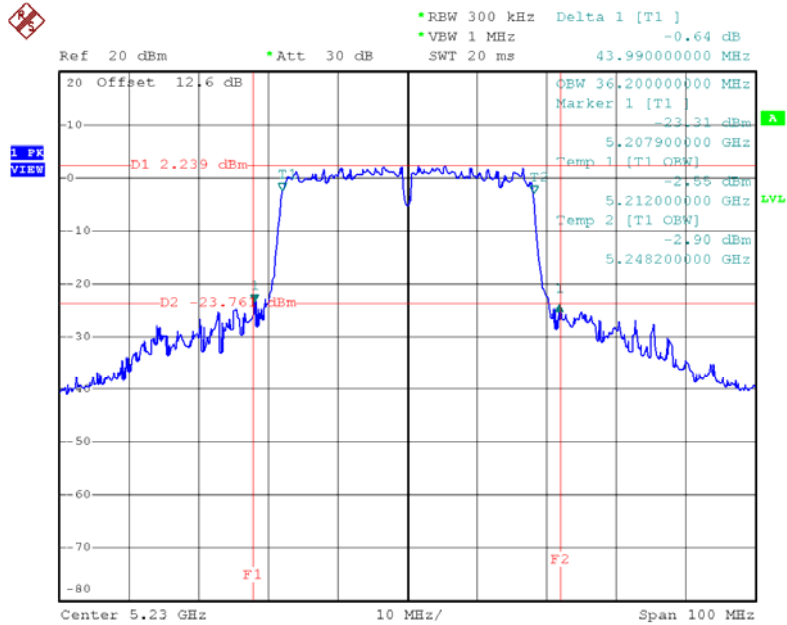
Channel	Frequency (MHz)	26dB Bandwidth (MHz)	99% Occupied Bandwidth (MHz)
CH38	5190	39.61	36.20
CH46	5230	43.99	36.20

TX CH38



Date: 4.AUG.2016 13:55:43

TX CH46

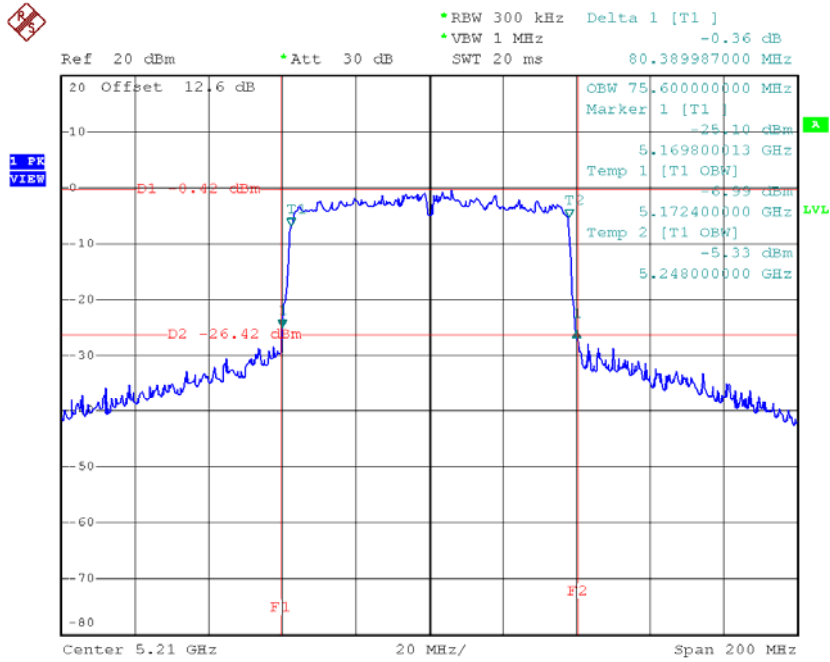


Date: 4.AUG.2016 13:59:49

Test Mode: UNII-1/TX AC80 Mode_CH42

Channel	Frequency (MHz)	26dB Bandwidth (MHz)	99% Occupied Bandwidth (MHz)
CH42	5210	80.39	75.60

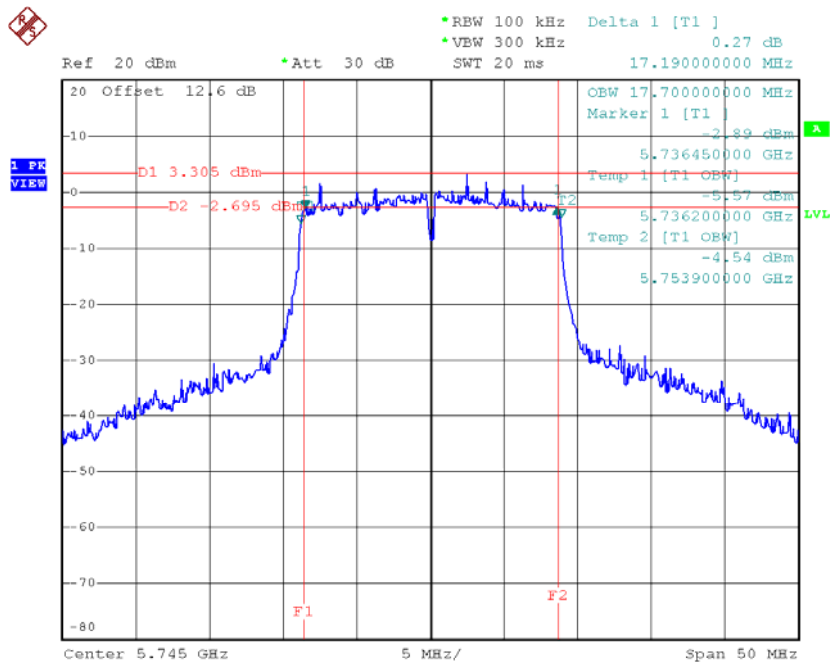
TX CH42



Date: 4.AUG.2016 14:10:41

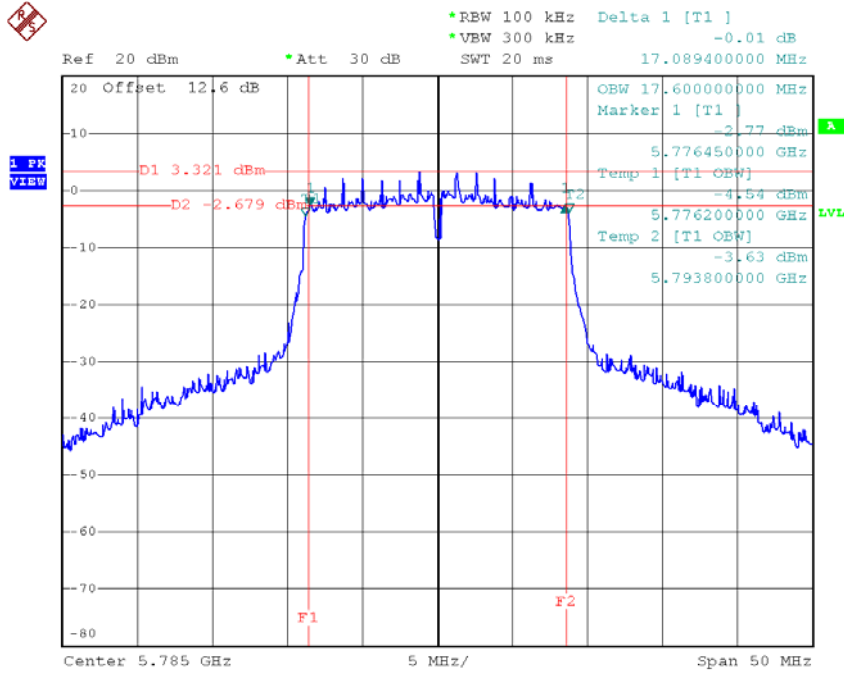
Test Mode: UNII-3/ TX AC20 Mode_CH149/CH157/CH165

Channel	Frequency (MHz)	6dB Bandwidth (MHz)	99% Occupied Bandwidth (MHz)	Limit (kHz)
CH149	5745	17.19	17.70	>=500
CH157	5785	17.09	17.60	>=500
CH165	5825	17.09	17.60	>=500

TX CH 149


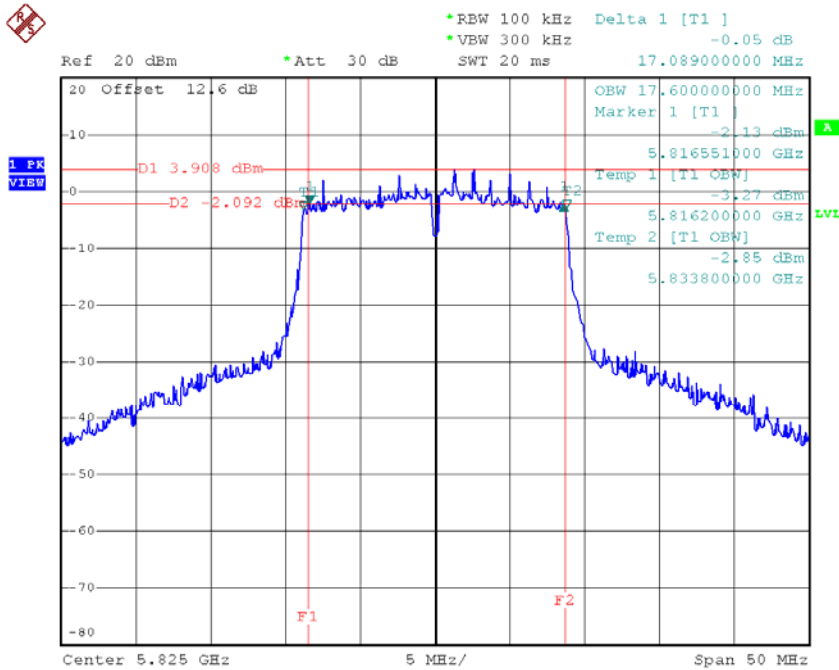
Date: 4.AUG.2016 13:27:49

TX CH 157



Date: 4.AUG.2016 13:29:12

TX CH 165

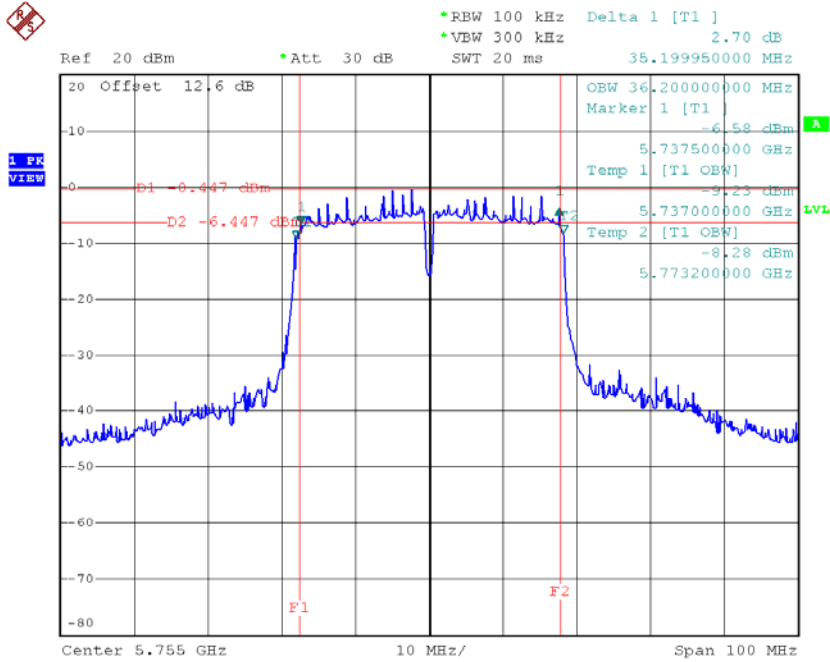


Date: 4.AUG.2016 13:32:24

Test Mode: UNII-3/ TX AC40 Mode_CH151/CH159

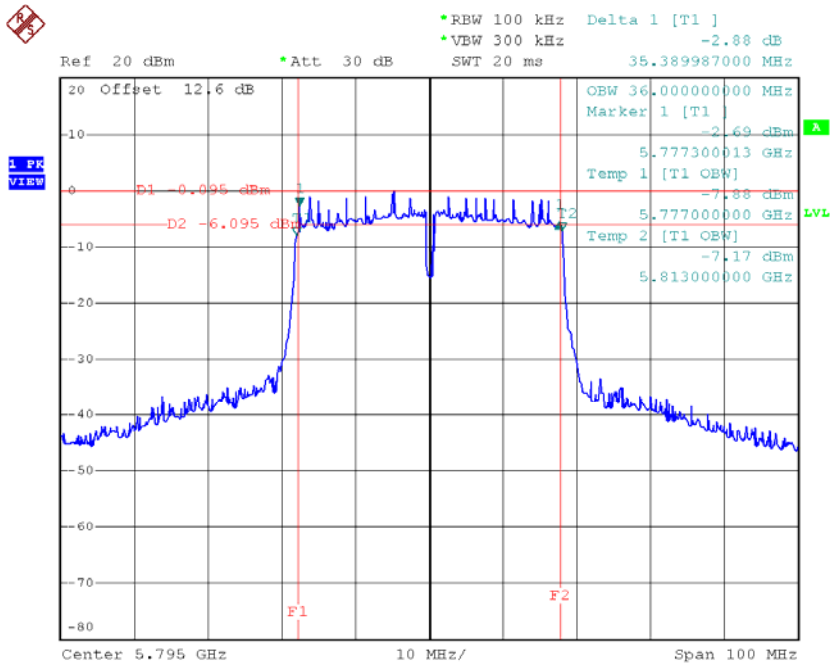
Channel	Frequency (MHz)	6dB Bandwidth (MHz)	99% Occupied Bandwidth (MHz)	Limit (kHz)
CH151	5755	35.20	36.20	>=500
CH159	5795	35.39	36.00	>=500

TX CH 151



Date: 4.AUG.2016 14:01:46

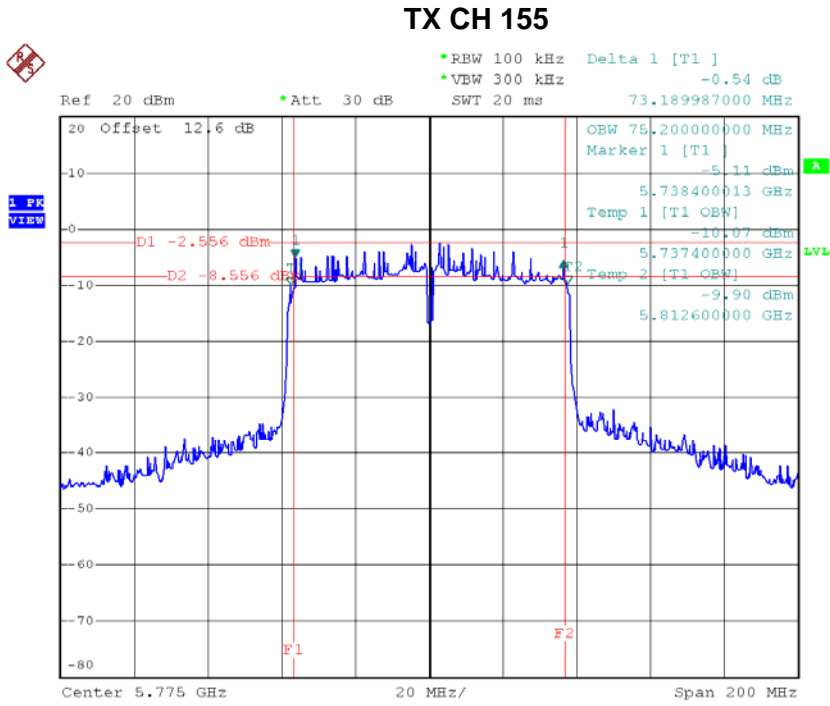
TX CH 159



Date: 4.AUG.2016 14:05:39

Test Mode: UNII-3/ TX AC80 Mode_CH155

Channel	Frequency (MHz)	6dB Bandwidth (MHz)	99% Occupied Bandwidth (MHz)	Limit (kHz)
CH155	5775	73.19	75.20	>=500



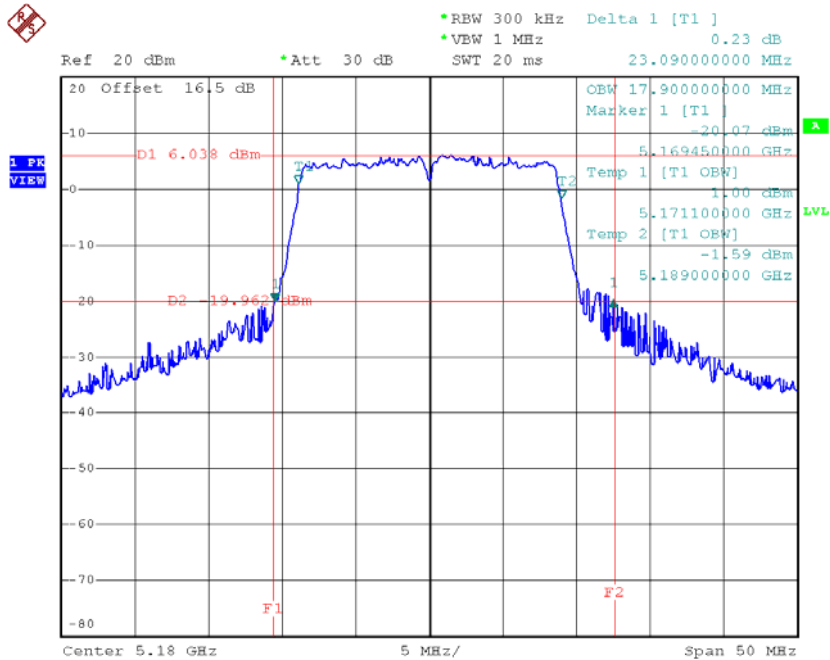
Date: 4.AUG.2016 14:17:30

Beamforming

Test Mode: UNII-1/TX N20 Mode_CH36/CH40/CH48

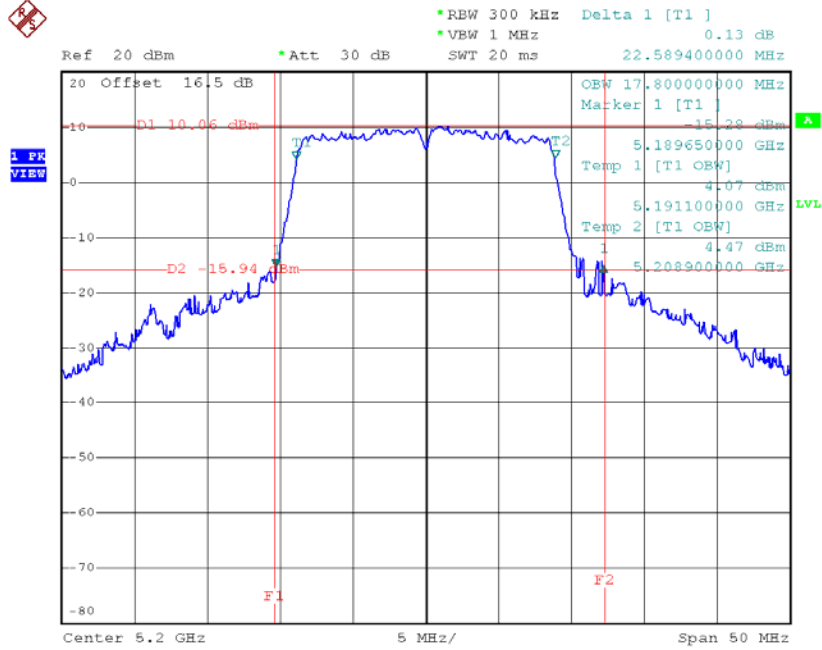
Channel	Frequency (MHz)	26dB Bandwidth (MHz)	99% Occupied Bandwidth (MHz)
CH36	5180	23.09	17.90
CH40	5200	22.59	17.80
CH48	5240	22.49	17.80

TX CH36



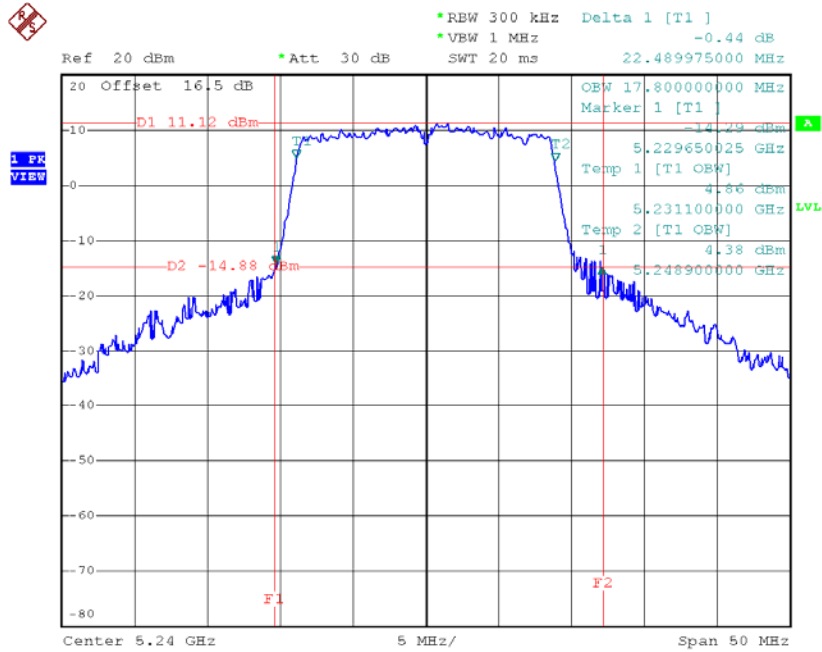
Date: 5.OCT.2016 14:00:05

TX CH40



Date: 5.OCT.2016 14:01:25

TX CH48

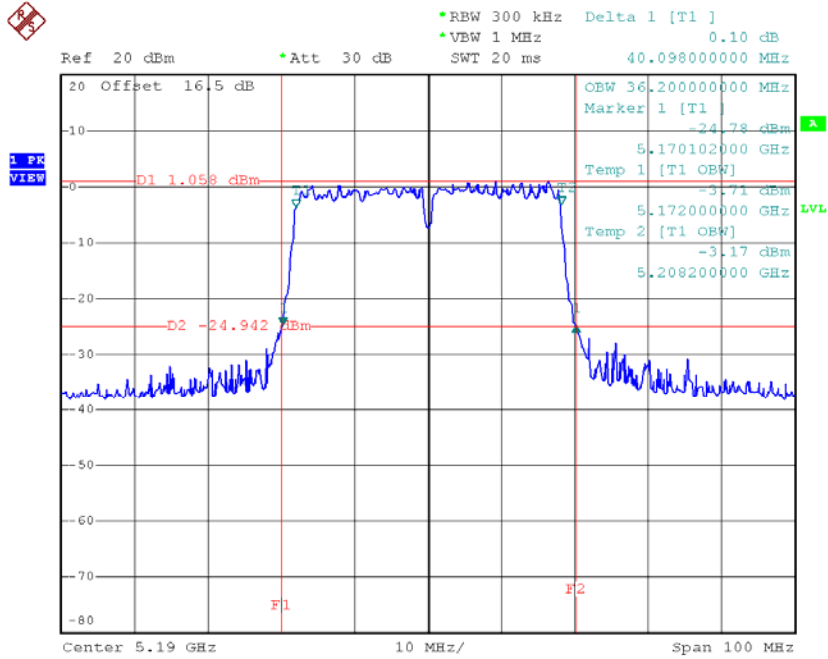


Date: 5.OCT.2016 14:02:51

Test Mode: UNII-1/TX N40 Mode_CH38/CH46

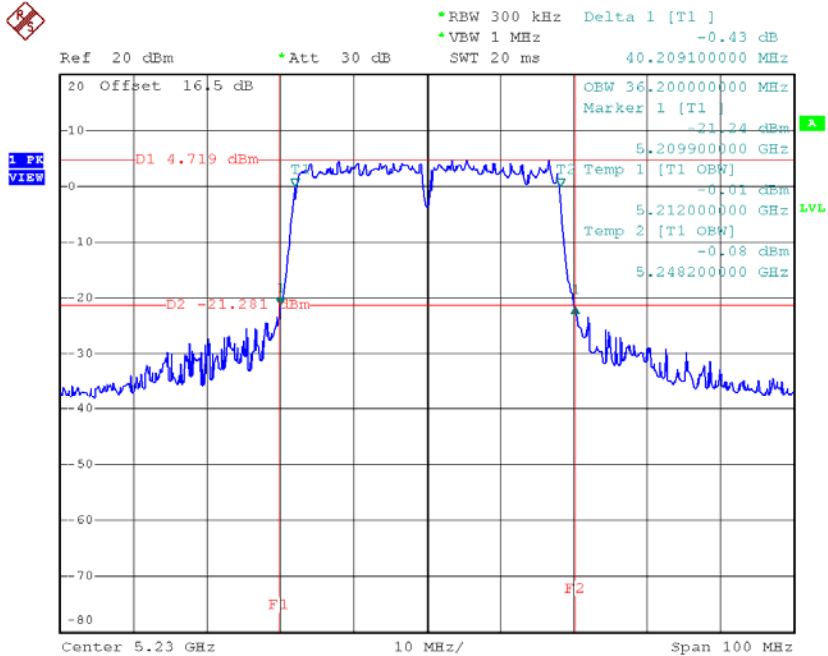
Channel	Frequency (MHz)	26dB Bandwidth (MHz)	99% Occupied Bandwidth (MHz)
CH38	5190	40.10	36.20
CH46	5230	40.21	36.20

TX CH38



Date: 5.OCT.2016 14:09:06

TX CH46

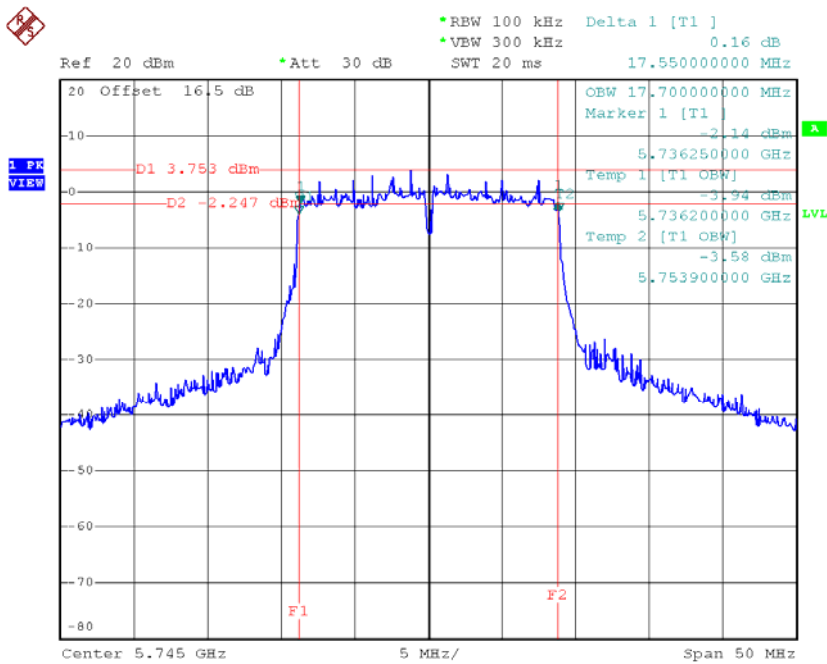


Date: 5.OCT.2016 14:10:38

Test Mode: UNII-3/ TX N20 Mode_CH149/CH157/CH165

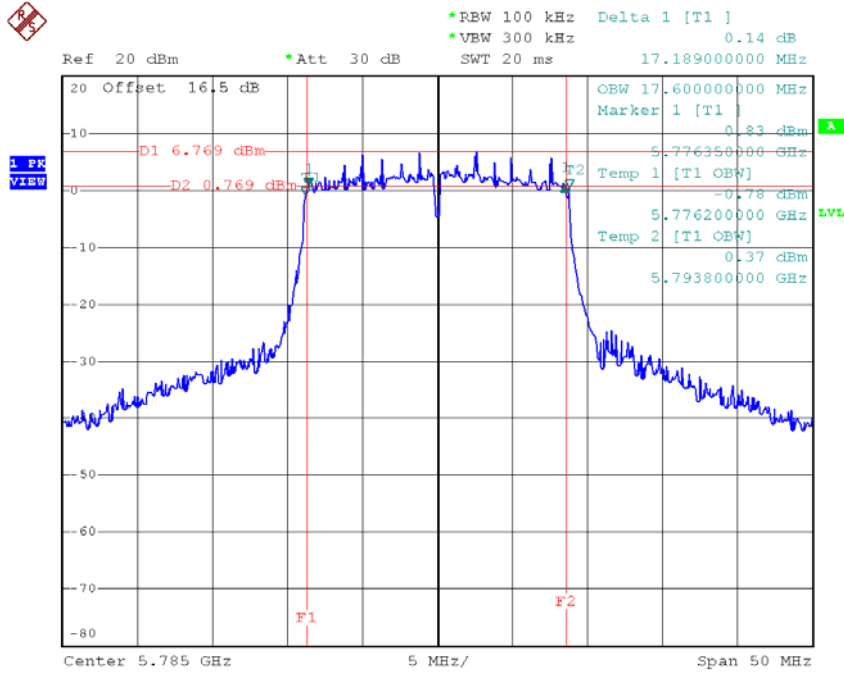
Channel	Frequency (MHz)	6dB Bandwidth (MHz)	99% Occupied Bandwidth (MHz)	Limit (kHz)
CH149	5745	17.55	17.50	>=500
CH157	5785	17.19	17.60	>=500
CH165	5825	17.65	17.60	>=500

TX CH 149



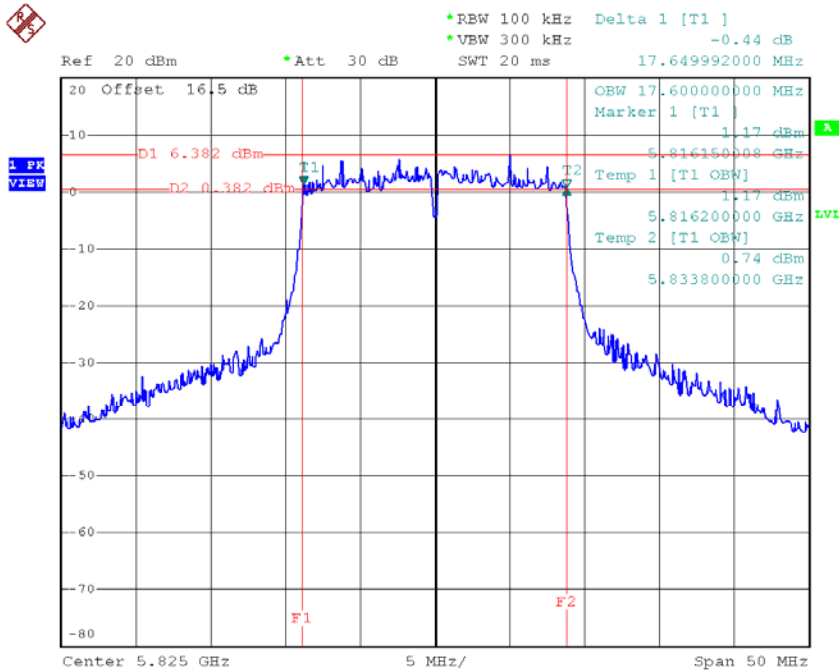
Date: 5.OCT.2016 14:04:51

TX CH 157



Date: 5.OCT.2016 14:06:18

TX CH 165

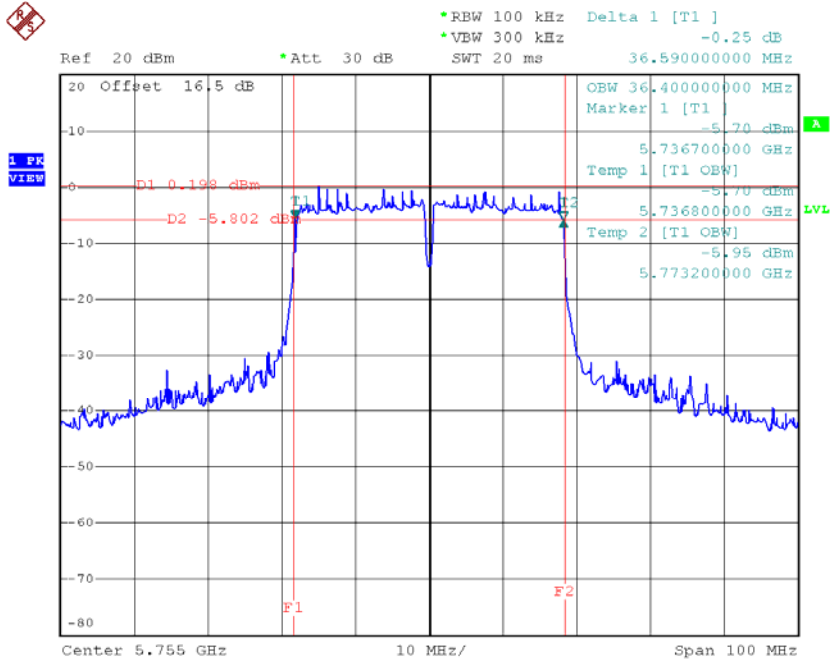


Date: 5.OCT.2016 14:07:19

Test Mode: UNII-3/ TX N40 Mode_CH151/CH159

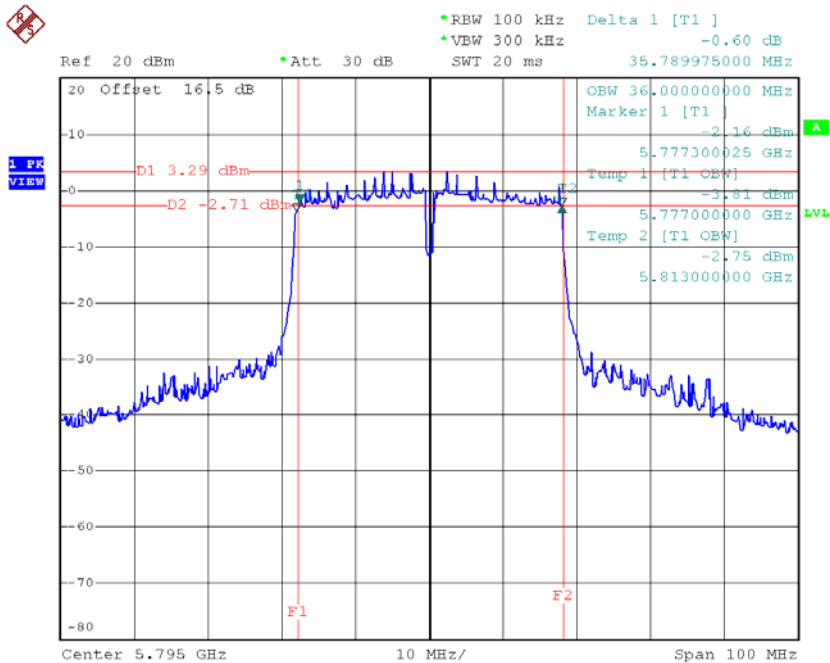
Channel	Frequency (MHz)	6dB Bandwidth (MHz)	99% Occupied Bandwidth (MHz)	Limit (kHz)
CH151	5755	36.59	36.40	>=500
CH159	5795	35.79	36.00	>=500

TX CH 151



Date: 5.OCT.2016 14:12:18

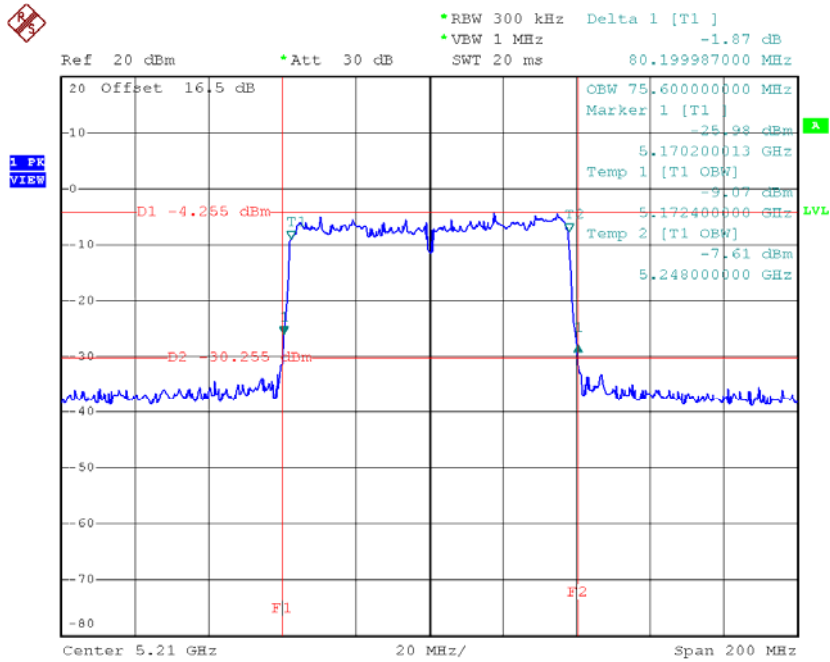
TX CH 159



Date: 5.OCT.2016 14:13:59

Test Mode: UNII-1/TX AC80 Mode_CH42

Channel	Frequency (MHz)	26dB Bandwidth (MHz)	99% Occupied Bandwidth (MHz)
CH42	5210	80.20	75.60

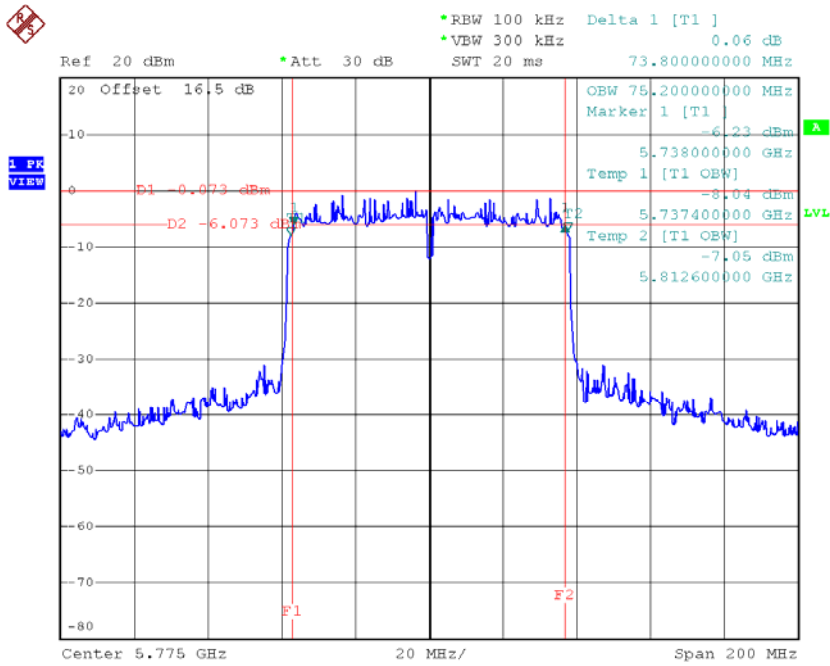
TX CH42


Date: 5.OCT.2016 14:17:21

Test Mode: UNII-3/ TX AC80 Mode_CH155

Channel	Frequency (MHz)	6dB Bandwidth (MHz)	99% Occupied Bandwidth (MHz)	Limit (kHz)
CH155	5775	73.80	75.20	>=500

TX CH 155



Date: 5.OCT.2016 14:19:19

ATTACHMENT G - MAXIMUM OUTPUT POWER

Non-Beamforming

Test Mode: UNII-1/TX A Mode_Ant 1

Channel	Frequency (MHz)	Output Power (dBm)	Duty Factor	Output Power + Duty Factor (dBm)	Limit (dBm)	Limit (Watt)
CH36	5180	14.88	0.32	15.20	30.00	1.00
CH40	5200	15.35	0.32	15.67	30.00	1.00
CH48	5240	15.00	0.32	15.32	30.00	1.00

Test Mode: UNII-1/TX A Mode_Ant 2

Channel	Frequency (MHz)	Output Power (dBm)	Duty Factor	Output Power + Duty Factor (dBm)	Limit (dBm)	Limit (Watt)
CH36	5180	14.70	0.32	15.02	30.00	1.00
CH40	5200	15.13	0.32	15.45	30.00	1.00
CH48	5240	14.96	0.32	15.28	30.00	1.00

Test Mode: UNII-1/TX A Mode_Total

Channel	Frequency (MHz)	Output Power (dBm)	Limit (dBm)	Limit (Watt)
CH36	5180	18.12	30.00	1.00
CH40	5200	18.57	30.00	1.00
CH48	5240	18.31	30.00	1.00

Test Mode: UNII-1/TX N20 Mode_Ant 1

Channel	Frequency (MHz)	Output Power (dBm)	Duty Factor	Output Power + Duty Factor (dBm)	Limit (dBm)	Limit (Watt)
CH36	5180	14.89	0.34	15.23	30.00	1.00
CH40	5200	15.21	0.34	15.55	30.00	1.00
CH48	5240	15.06	0.34	15.40	30.00	1.00

Test Mode: UNII-1/TX N20 Mode_Ant 2

Channel	Frequency (MHz)	Output Power (dBm)	Duty Factor	Output Power + Duty Factor (dBm)	Limit (dBm)	Limit (Watt)
CH36	5180	15.01	0.34	15.35	30.00	1.00
CH40	5200	15.31	0.34	15.65	30.00	1.00
CH48	5240	15.12	0.34	15.46	30.00	1.00

Test Mode: UNII-1/TX N20 Mode_Total

Channel	Frequency (MHz)	Output Power (dBm)	Limit (dBm)	Limit (Watt)
CH36	5180	18.30	30.00	1.00
CH40	5200	18.61	30.00	1.00
CH48	5240	18.44	30.00	1.00

Test Mode: UNII-1/TX N40 Mode_Ant 1

Channel	Frequency (MHz)	Output Power (dBm)	Duty Factor	Output Power + Duty Factor (dBm)	Limit (dBm)	Limit (Watt)
CH38	5190	12.58	0.74	13.32	30.00	1.00
CH46	5230	14.62	0.74	15.36	30.00	1.00

Test Mode: UNII-1/TX N40 Mode_Ant 2

Channel	Frequency (MHz)	Output Power (dBm)	Duty Factor	Output Power + Duty Factor (dBm)	Limit (dBm)	Limit (Watt)
CH38	5190	12.91	0.74	13.65	30.00	1.00
CH46	5230	14.77	0.74	15.51	30.00	1.00

Test Mode: UNII-1/TX N40 Mode_Total

Channel	Frequency (MHz)	Output Power (dBm)	Limit (dBm)	Limit (Watt)
CH38	5190	16.50	30.00	1.00
CH46	5230	18.45	30.00	1.00

Test Mode: UNII-3/ TX A Mode_Ant 1

Channel	Frequency (MHz)	Output Power (dBm)	Duty Factor	Output Power + Duty Factor (dBm)	Limit (dBm)	Limit (Watt)
CH149	5745	14.98	0.32	15.30	30.00	1.00
CH157	5785	14.88	0.32	15.20	30.00	1.00
CH165	5825	14.81	0.32	15.13	30.00	1.00

Test Mode: UNII-3/ TX A Mode_Ant 2

Channel	Frequency (MHz)	Output Power (dBm)	Duty Factor	Output Power + Duty Factor (dBm)	Limit (dBm)	Limit (Watt)
CH149	5745	15.04	0.32	15.36	30.00	1.00
CH157	5785	14.90	0.32	15.22	30.00	1.00
CH165	5825	14.85	0.32	15.17	30.00	1.00

Test Mode: UNII-3/ TX A Mode_Total

Channel	Frequency (MHz)	Output Power (dBm)	Limit (dBm)	Limit (Watt)
CH149	5745	18.34	30.00	1.00
CH157	5785	18.22	30.00	1.00
CH165	5825	18.16	30.00	1.00

Test Mode: UNII-3/TX N20 Mode_Ant 1

Channel	Frequency (MHz)	Output Power (dBm)	Duty Factor	Output Power + Duty Factor (dBm)	Limit (dBm)	Limit (Watt)
CH149	5745	14.76	0.34	15.10	30.00	1.00
CH157	5785	14.69	0.34	15.03	30.00	1.00
CH165	5825	14.67	0.34	15.01	30.00	1.00

Test Mode: UNII-3/TX N20 Mode_Ant 2

Channel	Frequency (MHz)	Output Power (dBm)	Duty Factor	Output Power + Duty Factor (dBm)	Limit (dBm)	Limit (Watt)
CH149	5745	15.16	0.34	15.50	30.00	1.00
CH157	5785	14.96	0.34	15.30	30.00	1.00
CH165	5825	14.89	0.34	15.23	30.00	1.00

Test Mode: UNII-3/TX N20 Mode_Total

Channel	Frequency (MHz)	Output Power (dBm)	Limit (dBm)	Limit (Watt)
CH149	5745	18.31	30.00	1.00
CH157	5785	18.18	30.00	1.00
CH165	5825	18.13	30.00	1.00

Test Mode: UNII-3/ TX N40 Mode_Ant 1

Channel	Frequency (MHz)	Output Power (dBm)	Duty Factor	Output Power + Duty Factor (dBm)	Limit (dBm)	Limit (Watt)
CH151	5755	14.43	0.74	15.17	30.00	1.00
CH159	5795	14.29	0.74	15.03	30.00	1.00

Test Mode: UNII-3/ TX N40 Mode_Ant 2

Channel	Frequency (MHz)	Output Power (dBm)	Duty Factor	Output Power + Duty Factor (dBm)	Limit (dBm)	Limit (Watt)
CH151	5755	14.54	0.74	15.28	30.00	1.00
CH159	5795	14.36	0.74	15.10	30.00	1.00

Test Mode: UNII-3/ TX N40 Mode_Total

Channel	Frequency (MHz)	Output Power (dBm)	Limit (dBm)	Limit (Watt)
CH151	5755	18.24	30.00	1.00
CH159	5795	18.08	30.00	1.00

Test Mode: UNII-1/TX AC20 Mode_Ant 1

Channel	Frequency (MHz)	Output Power (dBm)	Duty Factor	Output Power + Duty Factor (dBm)	Limit (dBm)	Limit (Watt)
CH36	5180	14.80	0.40	15.20	30.00	1.00
CH40	5200	15.12	0.40	15.52	30.00	1.00
CH48	5240	14.95	0.40	15.35	30.00	1.00

Test Mode: UNII-1/TX AC20 Mode_Ant 2

Channel	Frequency (MHz)	Output Power (dBm)	Duty Factor	Output Power + Duty Factor (dBm)	Limit (dBm)	Limit (Watt)
CH36	5180	14.91	0.40	15.31	30.00	1.00
CH40	5200	15.22	0.40	15.62	30.00	1.00
CH48	5240	15.02	0.40	15.42	30.00	1.00

Test Mode: UNII-1/TX AC20 Mode_Total

Channel	Frequency (MHz)	Output Power (dBm)	Limit (dBm)	Limit (Watt)
CH36	5180	18.27	30.00	1.00
CH40	5200	18.58	30.00	1.00
CH48	5240	18.40	30.00	1.00

Test Mode: UNII-1/TX AC40 Mode_Ant 1

Channel	Frequency (MHz)	Output Power (dBm)	Duty Factor	Output Power + Duty Factor (dBm)	Limit (dBm)	Limit (Watt)
CH38	5190	12.45	0.79	13.24	30.00	1.00
CH46	5230	14.51	0.79	15.30	30.00	1.00

Test Mode: UNII-1/TX AC40 Mode_Ant 2

Channel	Frequency (MHz)	Output Power (dBm)	Duty Factor	Output Power + Duty Factor (dBm)	Limit (dBm)	Limit (Watt)
CH38	5190	12.79	0.79	13.58	30.00	1.00
CH46	5230	14.65	0.79	15.44	30.00	1.00

Test Mode: UNII-1/TX AC40 Mode_Total

Channel	Frequency (MHz)	Output Power (dBm)	Limit (dBm)	Limit (Watt)
CH38	5190	16.42	30.00	1.00
CH46	5230	18.38	30.00	1.00

Test Mode: UNII-1/TX AC80 Mode_Ant 1

Channel	Frequency (MHz)	Output Power (dBm)	Duty Factor	Output Power + Duty Factor (dBm)	Limit (dBm)	Limit (Watt)
CH42	5210	11.93	1.57	13.50	30.00	1.00

Test Mode: UNII-1/TX AC80 Mode_Ant 2

Channel	Frequency (MHz)	Output Power (dBm)	Duty Factor	Output Power + Duty Factor (dBm)	Limit (dBm)	Limit (Watt)
CH42	5210	12.00	1.57	13.57	30.00	1.00

Test Mode: UNII-1/TX AC80 Mode_Total

Channel	Frequency (MHz)	Output Power (dBm)	Limit (dBm)	Limit (Watt)
CH42	5210	16.55	30.00	1.00

Test Mode: UNII-3/TX AC20 Mode_Ant 1

Channel	Frequency (MHz)	Output Power (dBm)	Duty Factor	Output Power + Duty Factor (dBm)	Limit (dBm)	Limit (Watt)
CH149	5745	14.63	0.40	15.03	30.00	1.00
CH157	5785	14.58	0.40	14.98	30.00	1.00
CH165	5825	14.52	0.40	14.92	30.00	1.00

Test Mode: UNII-3/TX AC20 Mode_Ant 2

Channel	Frequency (MHz)	Output Power (dBm)	Duty Factor	Output Power + Duty Factor (dBm)	Limit (dBm)	Limit (Watt)
CH149	5745	15.05	0.40	15.45	30.00	1.00
CH157	5785	14.87	0.40	15.27	30.00	1.00
CH165	5825	14.79	0.40	15.19	30.00	1.00

Test Mode: UNII-3/TX AC20 Mode_Total

Channel	Frequency (MHz)	Output Power (dBm)	Limit (dBm)	Limit (Watt)
CH149	5745	18.26	30.00	1.00
CH157	5785	18.14	30.00	1.00
CH165	5825	18.07	30.00	1.00

Test Mode: UNII-3/TX AC40 Mode_Ant 1

Channel	Frequency (MHz)	Output Power (dBm)	Duty Factor	Output Power + Duty Factor (dBm)	Limit (dBm)	Limit (Watt)
CH151	5755	14.32	0.79	15.11	30.00	1.00
CH159	5795	14.16	0.79	14.95	30.00	1.00

Test Mode: UNII-3/TX AC40 Mode_Ant 2

Channel	Frequency (MHz)	Output Power (dBm)	Duty Factor	Output Power + Duty Factor (dBm)	Limit (dBm)	Limit (Watt)
CH151	5755	14.44	0.79	15.23	30.00	1.00
CH159	5795	14.26	0.79	15.05	30.00	1.00

Test Mode: UNII-3/TX AC40 Mode_Total

Channel	Frequency (MHz)	Output Power (dBm)	Limit (dBm)	Limit (Watt)
CH151	5755	18.18	30.00	1.00
CH159	5795	18.01	30.00	1.00

Test Mode: UNII-3/TX AC80 Mode_Ant 1

Channel	Frequency (MHz)	Output Power (dBm)	Duty Factor	Output Power + Duty Factor (dBm)	Limit (dBm)	Limit (Watt)
CH155	5775	13.64	1.57	15.21	30.00	1.00

Test Mode: UNII-3/TX AC80 Mode_Ant 2

Channel	Frequency (MHz)	Output Power (dBm)	Duty Factor	Output Power + Duty Factor (dBm)	Limit (dBm)	Limit (Watt)
CH155	5775	13.94	1.57	15.51	30.00	1.00

Test Mode: UNII-3/TX AC80 Mode_Ant 1

Channel	Frequency (MHz)	Output Power (dBm)	Limit (dBm)	Limit (Watt)
CH155	5775	18.37	30.00	1.00

Beamforming

Test Mode: UNII-1/TX N20 Mode_Total

Channel	Frequency (MHz)	Output Power (dBm)	Duty Factor	Output Power + Duty Factor (dBm)	Limit (dBm)	Limit (Watt)
CH36	5180	17.73	0.30	18.03	30.00	1.00
CH40	5200	18.12	0.30	18.42	30.00	1.00
CH48	5240	17.92	0.30	18.22	30.00	1.00

Test Mode: UNII-1/TX N40 Mode_Total

Channel	Frequency (MHz)	Output Power (dBm)	Duty Factor	Output Power + Duty Factor (dBm)	Limit (dBm)	Limit (Watt)
CH38	5190	16.08	0.65	16.73	30.00	1.00
CH46	5230	17.56	0.65	18.21	30.00	1.00

Test Mode: UNII-1/TX AC80 Mode_Total

Channel	Frequency (MHz)	Output Power (dBm)	Duty Factor	Output Power + Duty Factor (dBm)	Limit (dBm)	Limit (Watt)
CH42	5210	17.31	1.42	18.73	30.00	1.00

Test Mode: UNII-3/TX N20 Mode_Total

Channel	Frequency (MHz)	Output Power (dBm)	Duty Factor	Output Power + Duty Factor (dBm)	Limit (dBm)	Limit (Watt)
CH149	5745	17.73	0.30	18.03	30.00	1.00
CH157	5785	17.68	0.30	17.98	30.00	1.00
CH165	5825	17.53	0.30	17.83	30.00	1.00

Test Mode: UNII-3/ TX N40 Mode_Total

Channel	Frequency (MHz)	Output Power (dBm)	Duty Factor	Output Power + Duty Factor (dBm)	Limit (dBm)	Limit (Watt)
CH151	5755	17.36	0.65	18.01	30.00	1.00
CH159	5795	17.11	0.65	17.76	30.00	1.00

Test Mode: UNII-3/TX AC80 Mode_Total

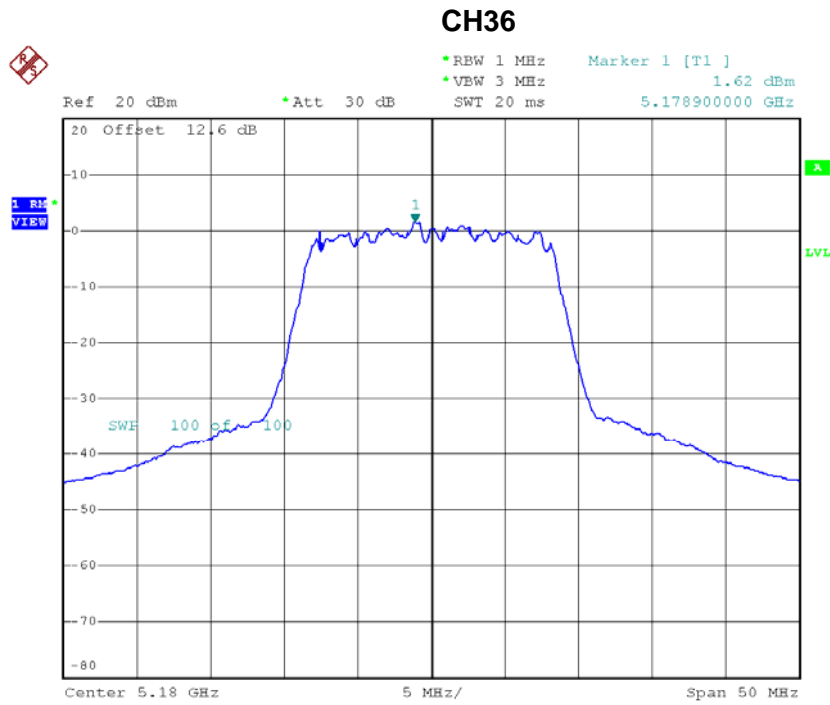
Channel	Frequency (MHz)	Output Power (dBm)	Duty Factor	Output Power + Duty Factor (dBm)	Limit (dBm)	Limit (Watt)
CH155	5775	16.81	1.42	18.23	30.00	1.00

ATTACHMENT H - POWER SPECTRAL DENSITY

Non-Beamforming

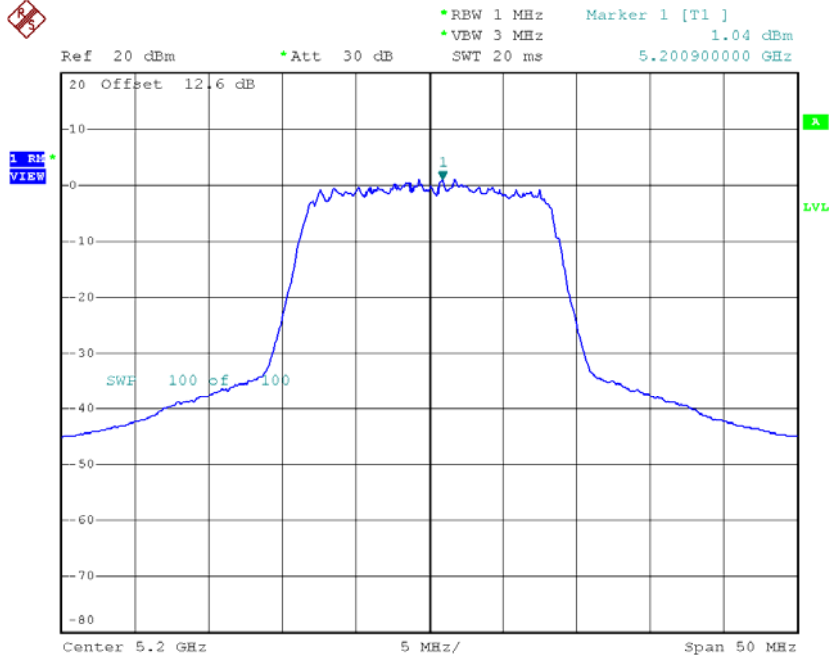
Test Mode: UNII-1/ TX A Mode_CH36/CH40/CH48_Ant 1

Channel	Frequency (MHz)	Power Density (dBm/MHz)	Duty Factor	Power Density + Duty Factor (dBm/MHz)	Limit (dBm/MHz)
CH36	5180	1.62	0.32	1.94	17.00
CH40	5200	1.04	0.32	1.36	17.00
CH48	5240	0.76	0.32	1.08	17.00



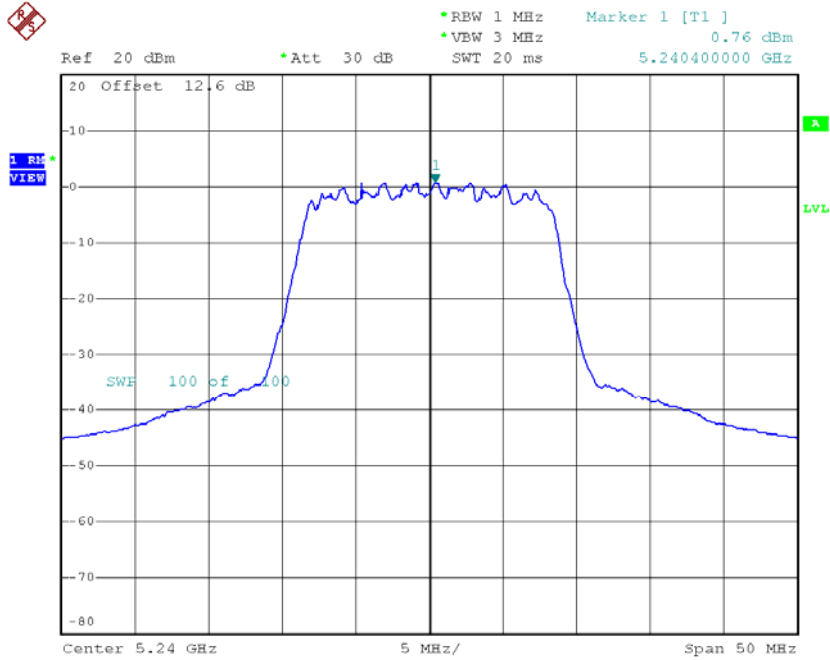
Date: 4.AUG.2016 10:54:50

CH40



Date: 4.AUG.2016 10:58:11

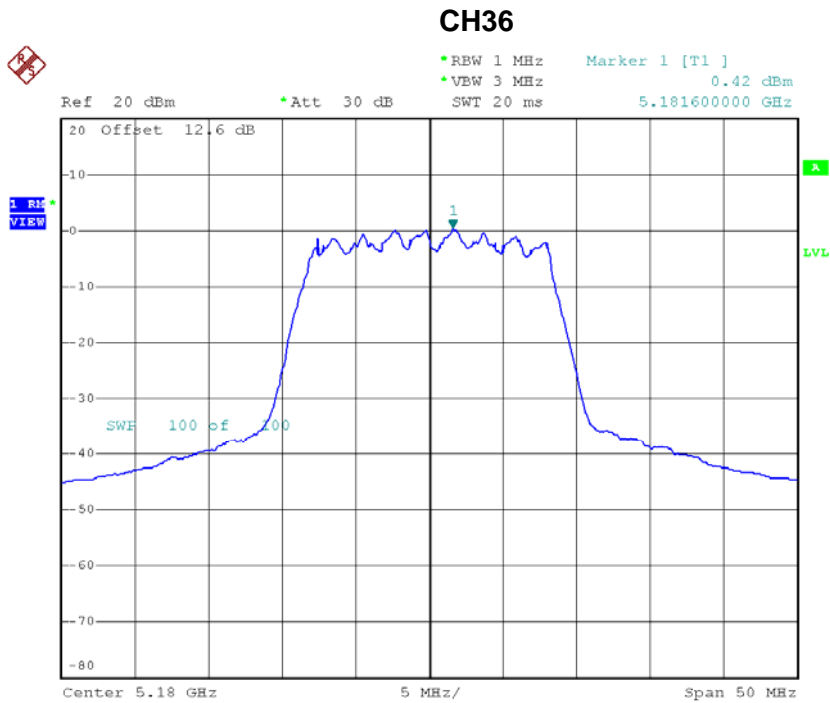
CH48



Date: 4.AUG.2016 11:00:13

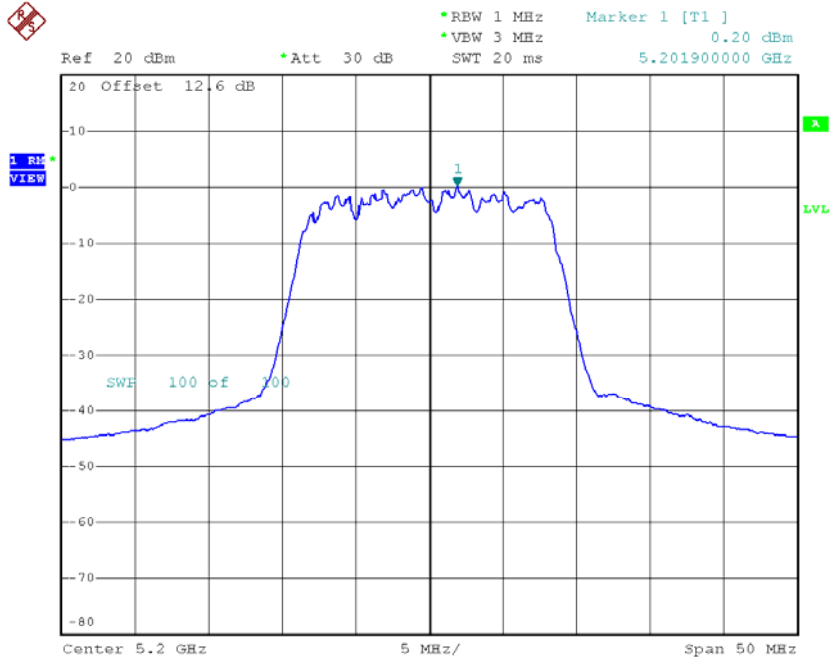
Test Mode: UNII-1/ TX A Mode_CH36/CH40/CH48_Ant 2

Channel	Frequency (MHz)	Power Density (dBm/MHz)	Duty Factor	Power Density + Duty Factor (dBm/MHz)	Limit (dBm/MHz)
CH36	5180	0.42	0.32	0.74	17.00
CH40	5200	0.20	0.32	0.52	17.00
CH48	5240	0.36	0.32	0.68	17.00



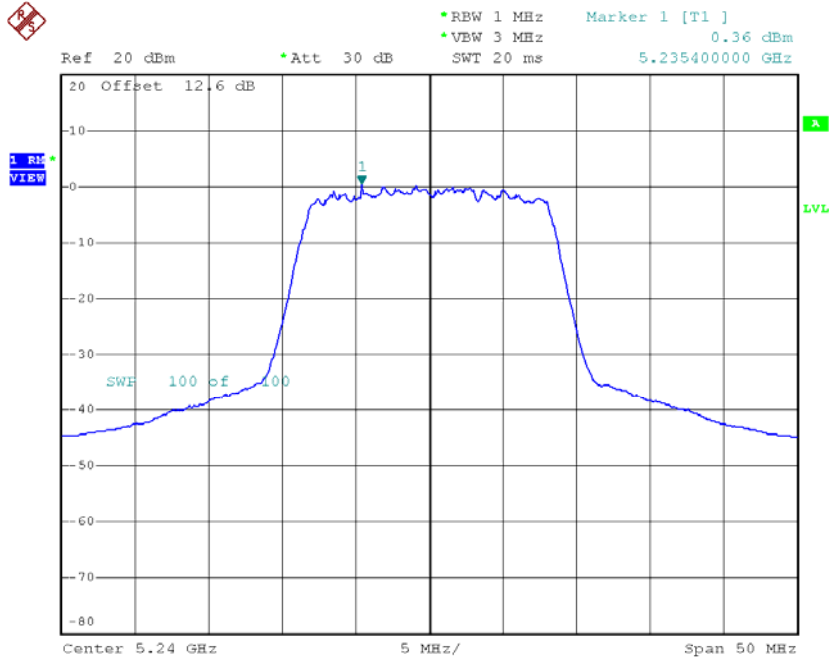
Date: 4.AUG.2016 10:55:57

CH40



Date: 4.AUG.2016 10:57:28

CH48



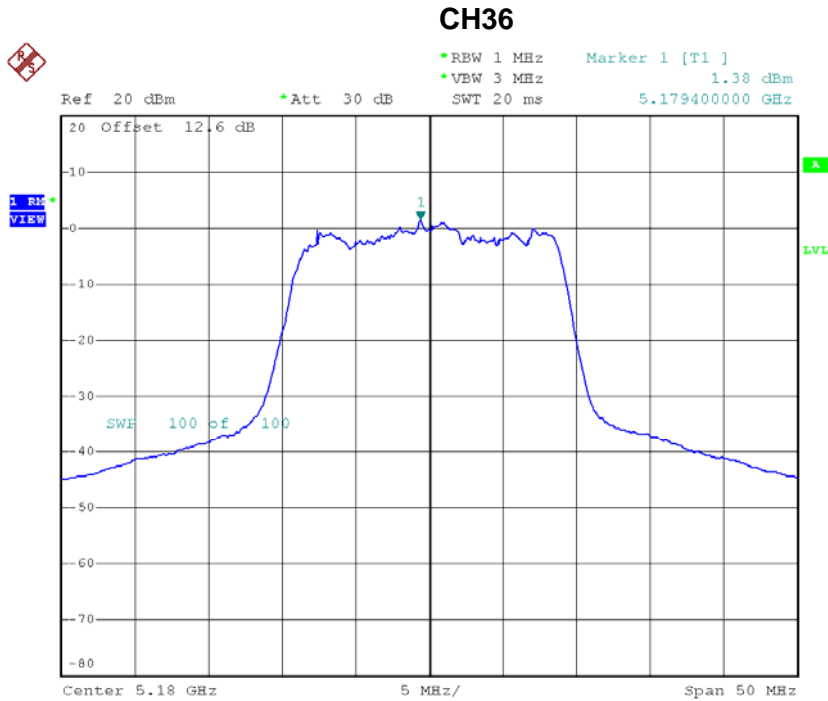
Date: 4.AUG.2016 11:01:21

Test Mode: UNII-1/ TX A Mode_CH36/CH40/CH48_Total

Channel	Frequency (MHz)	Power Density (dBm/MHz)	Limit (dBm/MHz)
CH36	5180	4.39	17.00
CH40	5200	3.97	17.00
CH48	5240	3.89	17.00

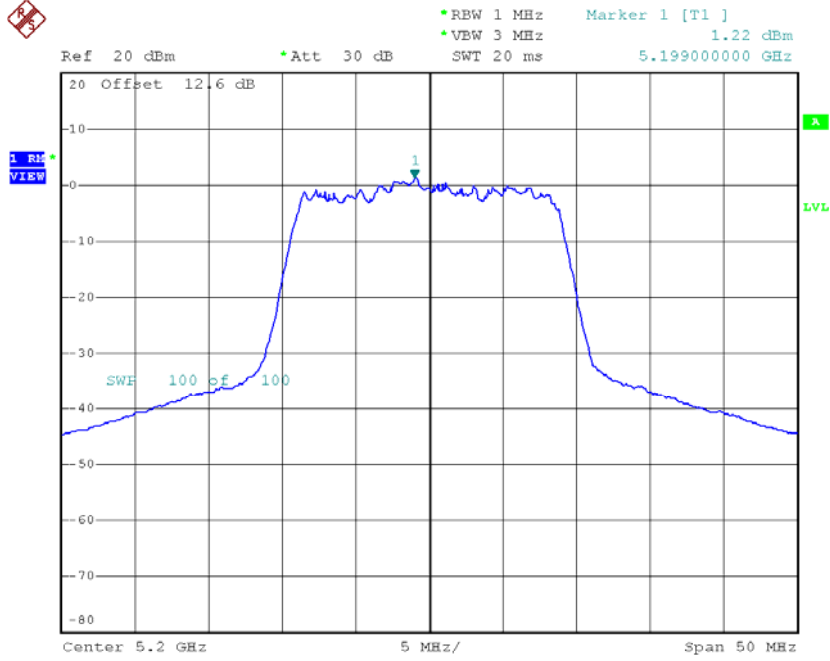
Test Mode: UNII-1/TX N20 Mode_CH36/CH40/CH48_Ant 1

Channel	Frequency (MHz)	Power Density (dBm/MHz)	Duty Factor	Power Density + Duty Factor (dBm/MHz)	Limit (dBm/MHz)
CH36	5180	1.38	0.34	1.72	17.00
CH40	5200	1.22	0.34	1.56	17.00
CH48	5240	1.03	0.34	1.37	17.00



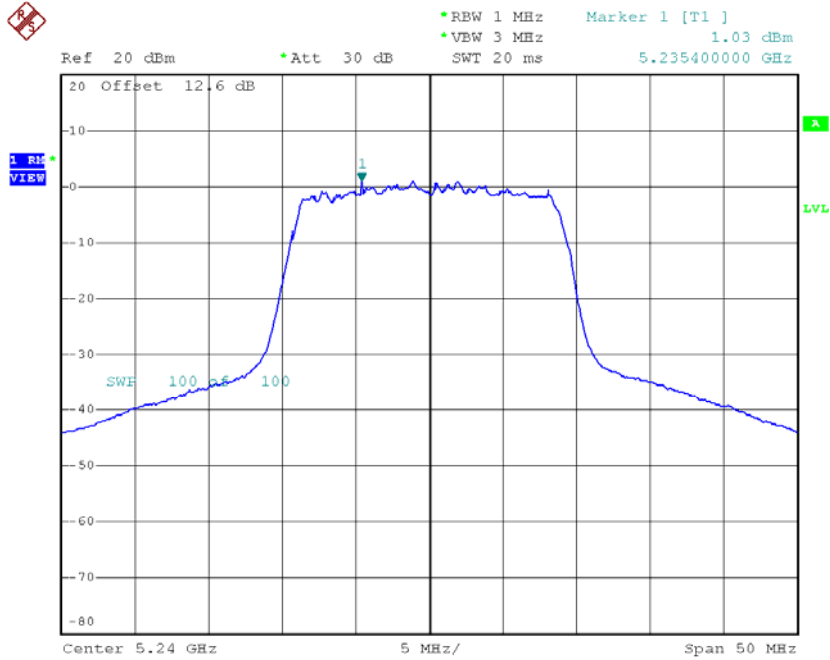
Date: 4.AUG.2016 12:31:06

CH40



Date: 4.AUG.2016 12:34:23

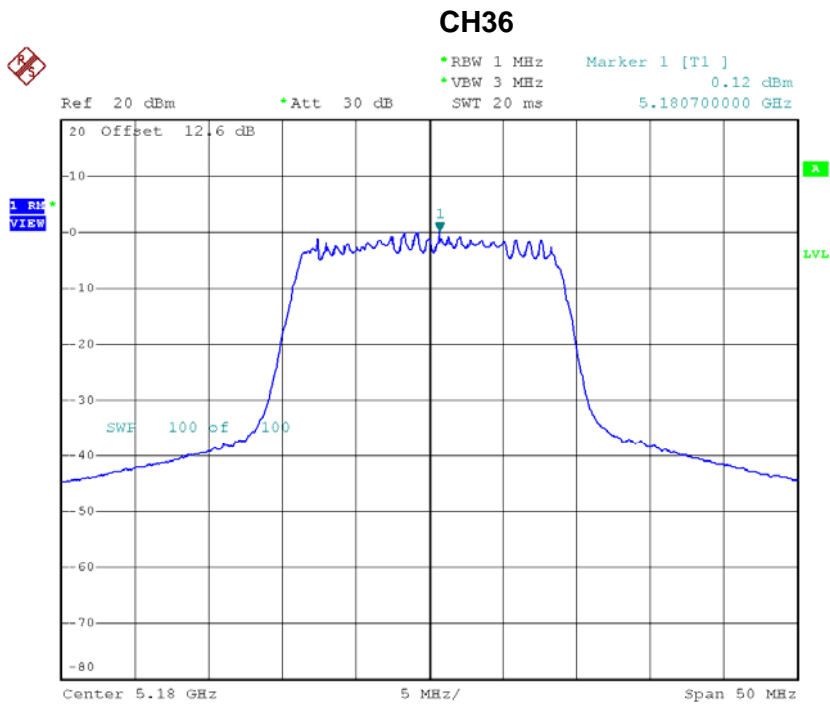
CH48



Date: 4.AUG.2016 12:35:25

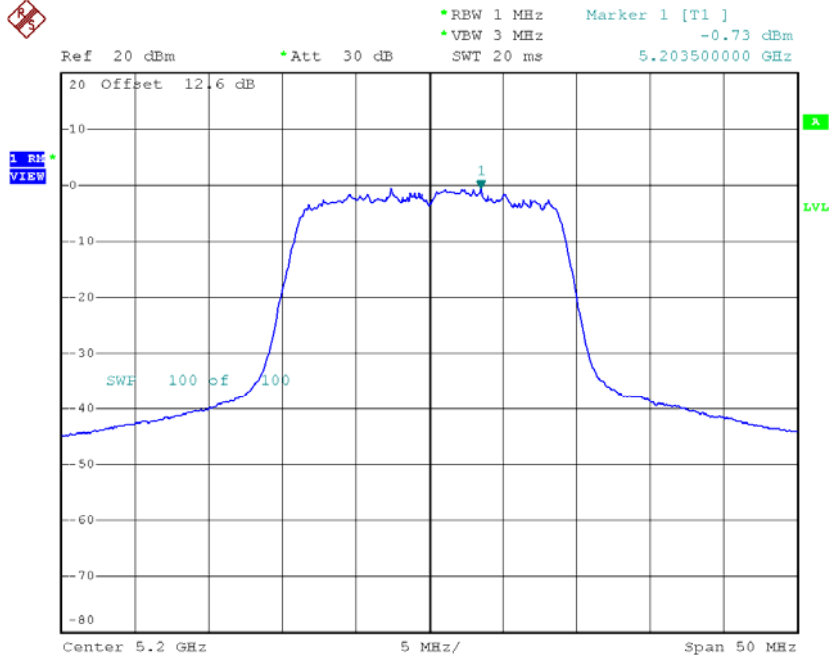
Test Mode: UNII-1/TX N20 Mode_CH36/CH40/CH48_Ant 2

Channel	Frequency (MHz)	Power Density (dBm/MHz)	Duty Factor	Power Density + Duty Factor (dBm/MHz)	Limit (dBm/MHz)
CH36	5180	0.12	0.34	0.46	17.00
CH40	5200	-0.73	0.34	-0.39	17.00
CH48	5240	1.27	0.34	1.61	17.00



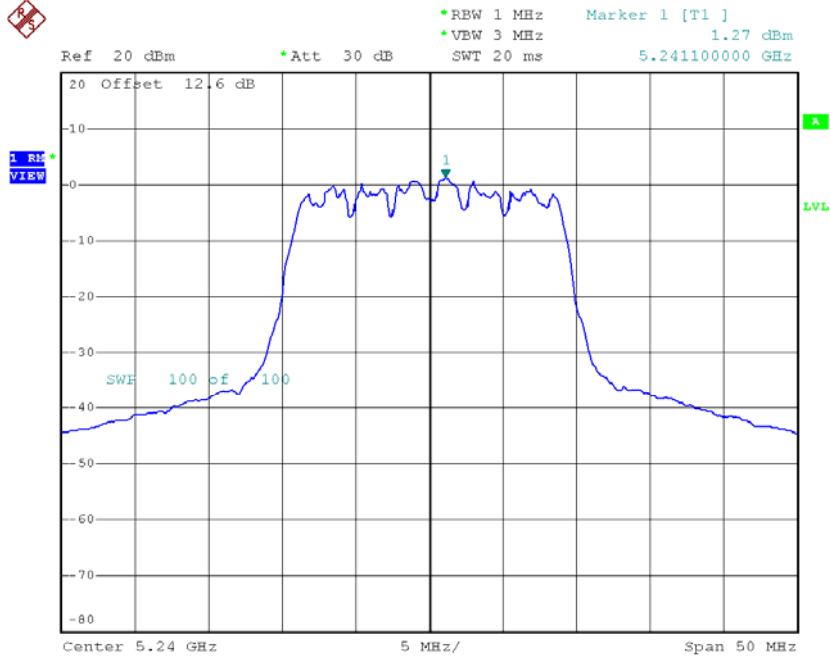
Date: 4.AUG.2016 12:32:12

CH40



Date: 4.AUG.2016 12:33:39

CH48



Date: 4.AUG.2016 12:36:30

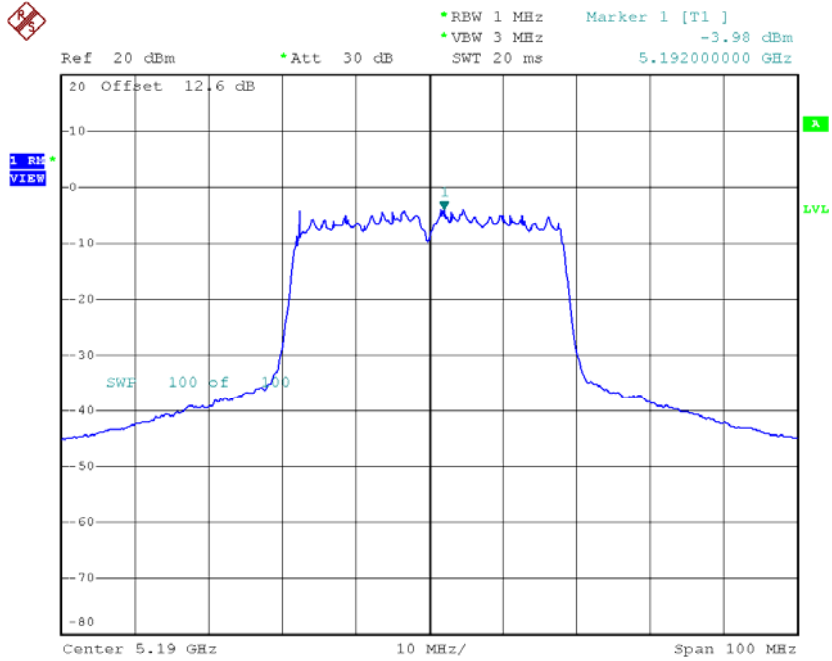
Test Mode: UNII-1/TX N20 Mode_CH36/CH40/CH48_Total

Channel	Frequency (MHz)	Power Density (dBm/MHz)	Limit (dBm/MHz)
CH36	5180	4.14	17.00
CH40	5200	3.70	17.00
CH48	5240	4.50	17.00

Test Mode: UNII-1/TX N40 Mode_CH38/CH46_Ant 1

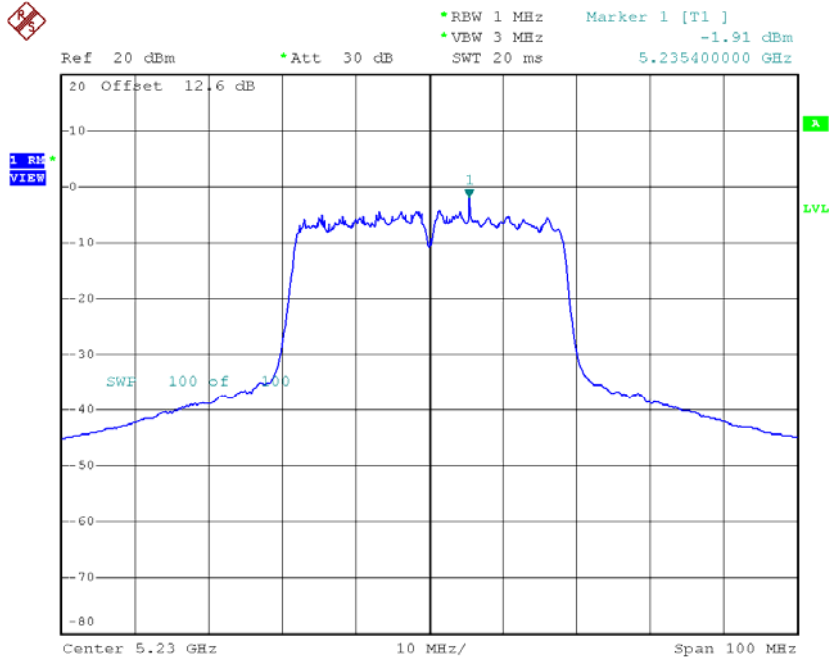
Channel	Frequency (MHz)	Power Density (dBm/MHz)	Duty Factor	Power Density + Duty Factor (dBm/MHz)	Limit (dBm/MHz)
CH38	5190	-3.98	0.74	-3.24	17.00
CH46	5230	-1.91	0.74	-1.17	17.00

CH38



Date: 4.AUG.2016 13:38:57

CH46

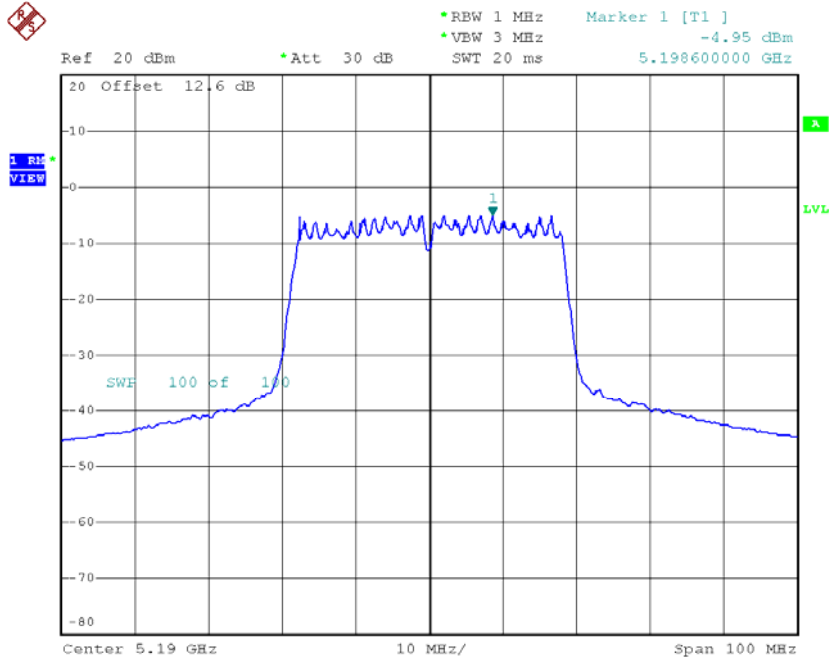


Date: 4.AUG.2016 13:43:05

Test Mode: UNII-1/TX N40 Mode_CH38/CH46_Ant 2

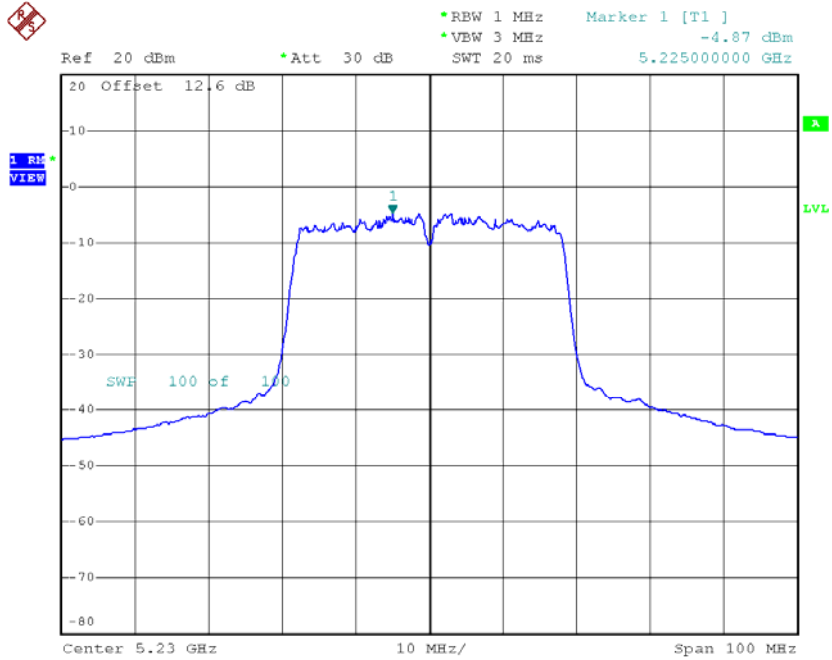
Channel	Frequency (MHz)	Power Density (dBm/MHz)	Duty Factor	Power Density + Duty Factor (dBm/MHz)	Limit (dBm/MHz)
CH38	5190	-4.95	0.74	-4.21	17.00
CH46	5230	-4.87	0.74	-4.13	17.00

CH38



Date: 4.AUG.2016 13:40:11

CH46



Date: 4.AUG.2016 13:41:56

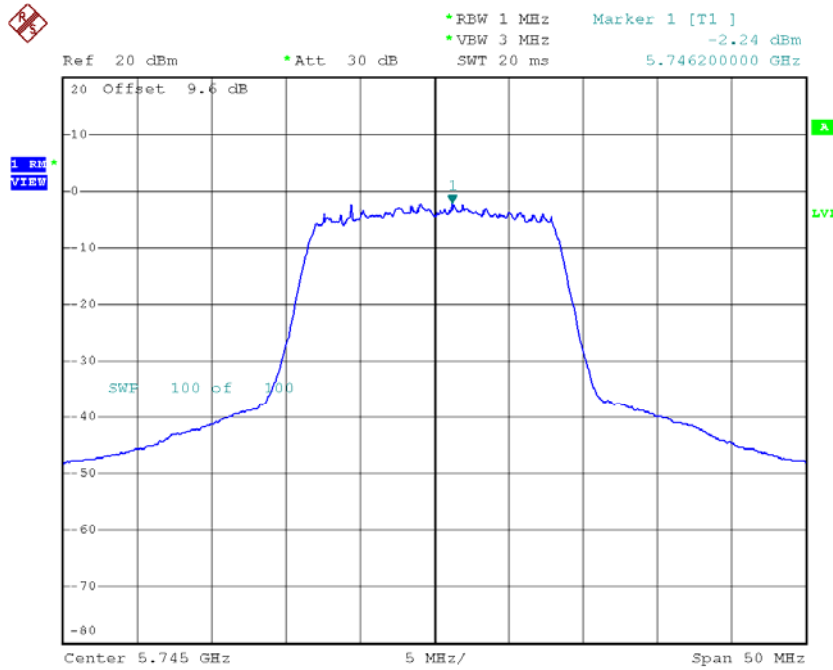
Test Mode: UNII-1/TX N40 Mode_CH38/CH46_Total

Channel	Frequency (MHz)	Power Density (dBm/MHz)	Limit (dBm/MHz)
CH38	5190	-0.68	17.00
CH46	5230	0.61	17.00

Test Mode: UNII-3/TX A Mode_CH149/CH157/CH165_Ant 1

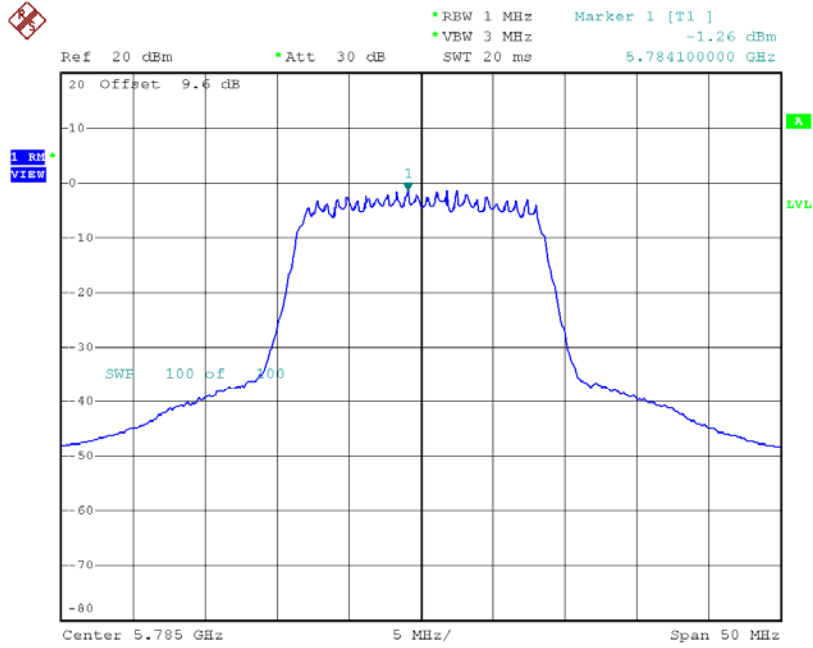
Channel	Frequency (MHz)	Power Density (dBm/500kHz)	Duty Factor	Power Density + Duty Factor (dBm/500kHz)	Limit (dBm/500kHz)
CH149	5745	-2.24	0.32	-1.92	30.00
CH157	5785	-1.26	0.32	-0.94	30.00
CH165	5825	-1.56	0.32	-1.24	30.00

TX CH149



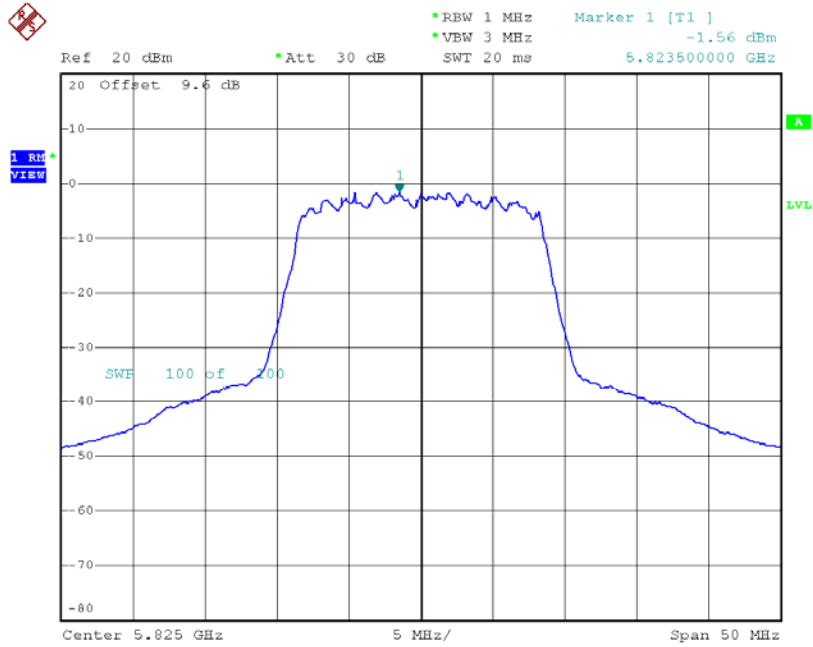
Date: 4.AUG.2016 11:05:48

TX CH157



Date: 4.AUG.2016 11:08:20

TX CH165

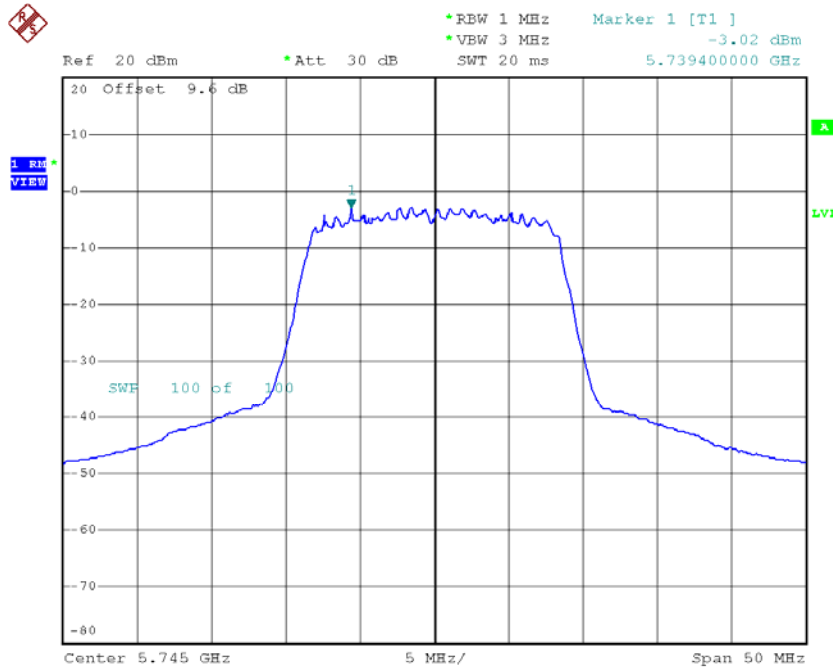


Date: 4.AUG.2016 11:11:50

Test Mode: UNII-3/TX A Mode_CH149/CH157/CH165_Ant 2

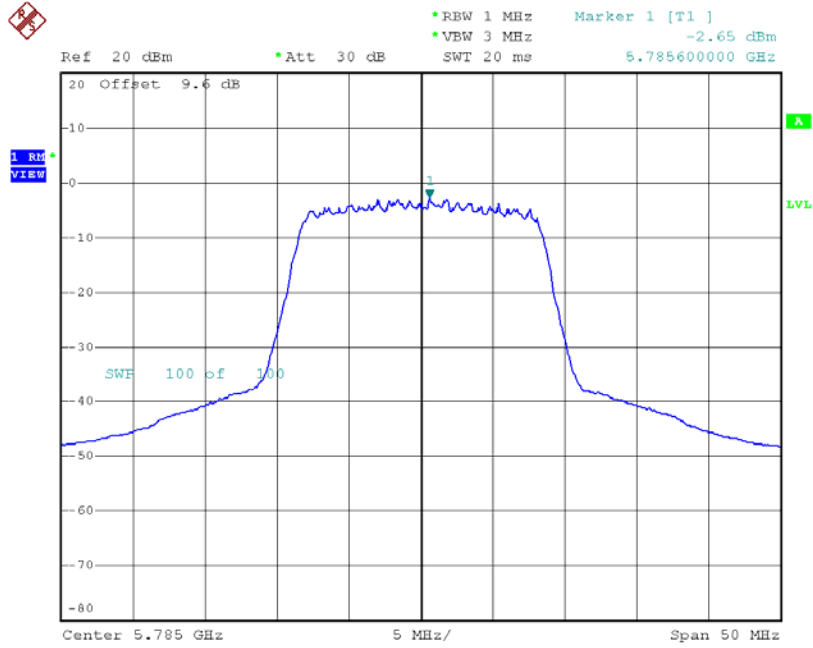
Channel	Frequency (MHz)	Power Density (dBm/500kHz)	Duty Factor	Power Density + Duty Factor (dBm/500kHz)	Limit (dBm/500kHz)
CH149	5745	-3.02	0.32	-2.70	30.00
CH157	5785	-2.65	0.32	-2.33	30.00
CH165	5825	-2.90	0.32	-2.58	30.00

TX CH149



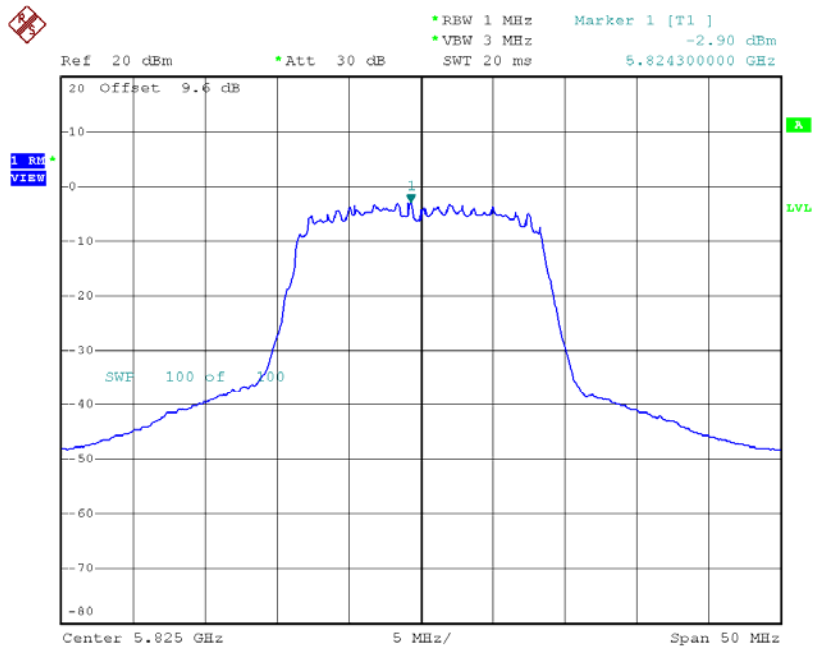
Date: 4.AUG.2016 11:04:37

TX CH157



Date: 4.AUG.2016 11:09:08

TX CH165



Date: 4.AUG.2016 11:10:38

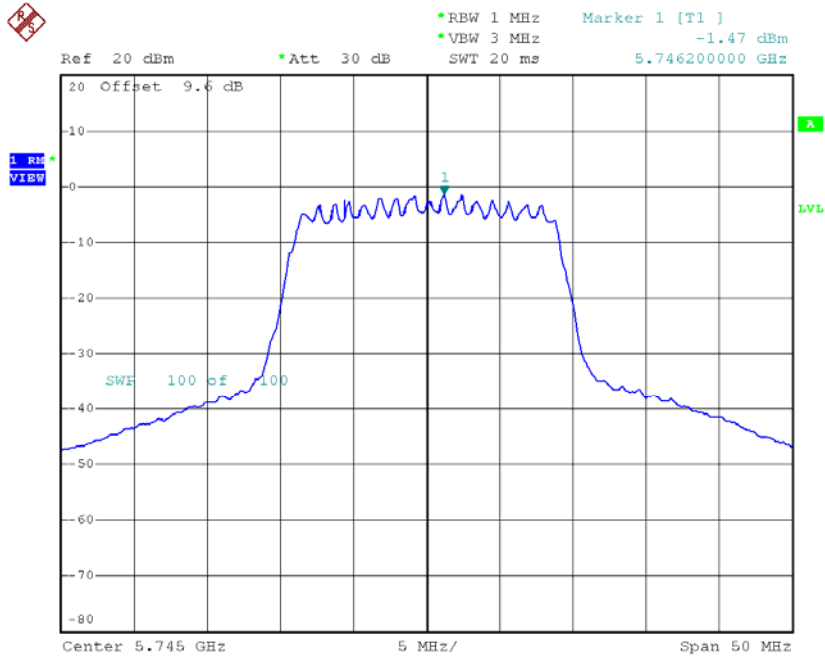
Test Mode: UNII-3/TX A Mode_CH149/CH157/CH165_Total

Channel	Frequency (MHz)	Power Density (dBm/500kHz)	Limit (dBm/500kHz)
CH149	5745	0.71	30.00
CH157	5785	1.43	30.00
CH165	5825	1.15	30.00

Test Mode: UNII-3/ TX N20 Mode_CH149/CH157/CH165_Ant 1

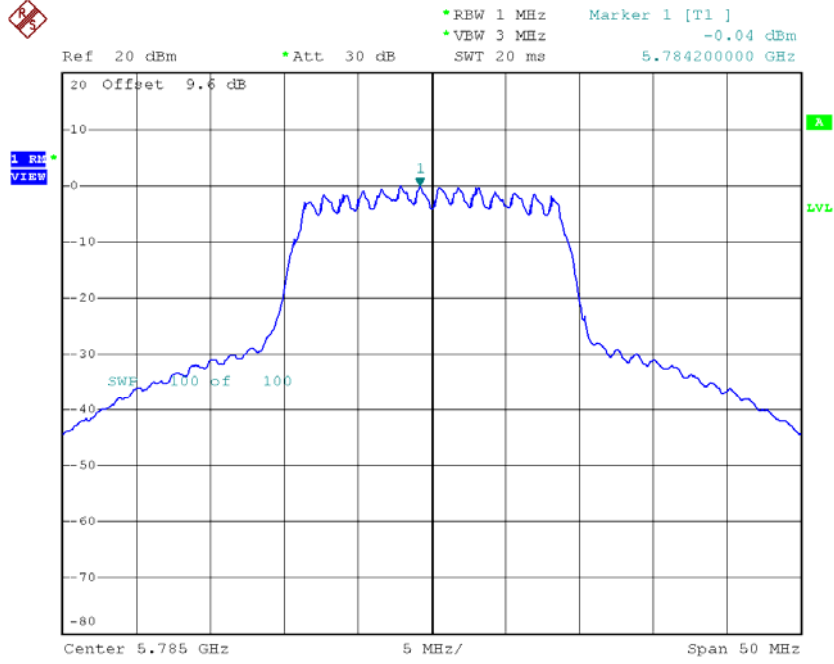
Channel	Frequency (MHz)	Power Density (dBm/500kHz)	Duty Factor	Power Density + Duty Factor (dBm/500kHz)	Limit (dBm/500kHz)
CH149	5745	-1.47	0.34	-1.13	30.00
CH157	5785	-0.04	0.34	0.30	30.00
CH165	5825	-1.29	0.34	-0.95	30.00

TX CH149



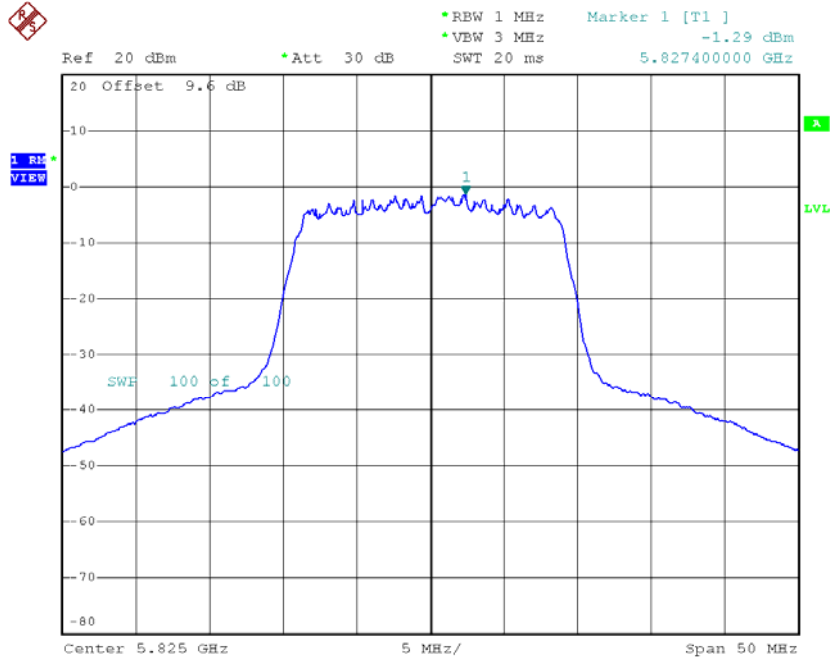
Date: 4.AUG.2016 12:39:40

TX CH157



Date: 4.AUG.2016 12:41:21

TX CH165

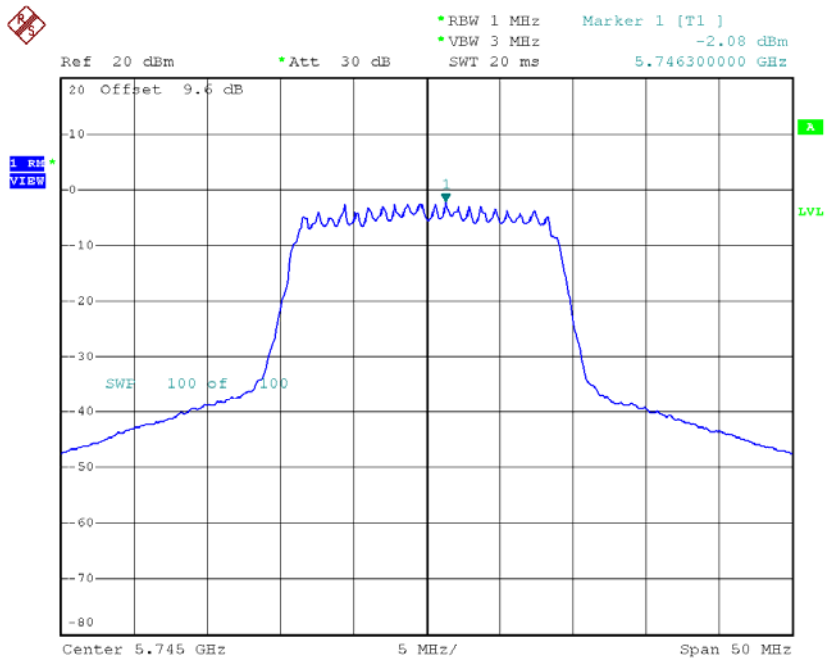


Date: 4.AUG.2016 12:44:35

Test Mode: UNII-3/ TX N20 Mode_CH149/CH157/CH165_Ant 2

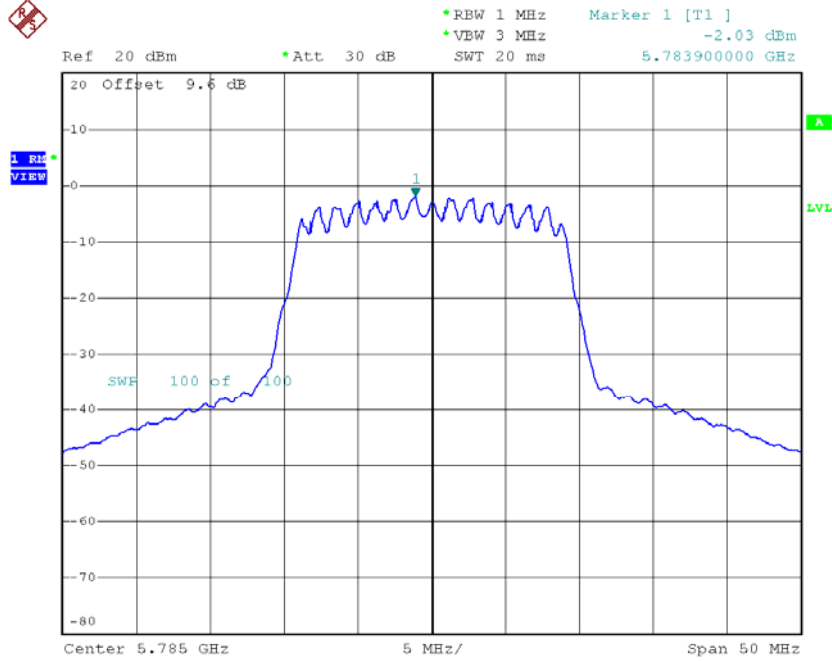
Channel	Frequency (MHz)	Power Density (dBm/500kHz)	Duty Factor	Power Density + Duty Factor (dBm/500kHz)	Limit (dBm/500kHz)
CH149	5745	-2.09	0.34	-1.75	30.00
CH157	5785	-2.03	0.34	-1.69	30.00
CH165	5825	-2.82	0.34	-2.48	30.00

TX CH149



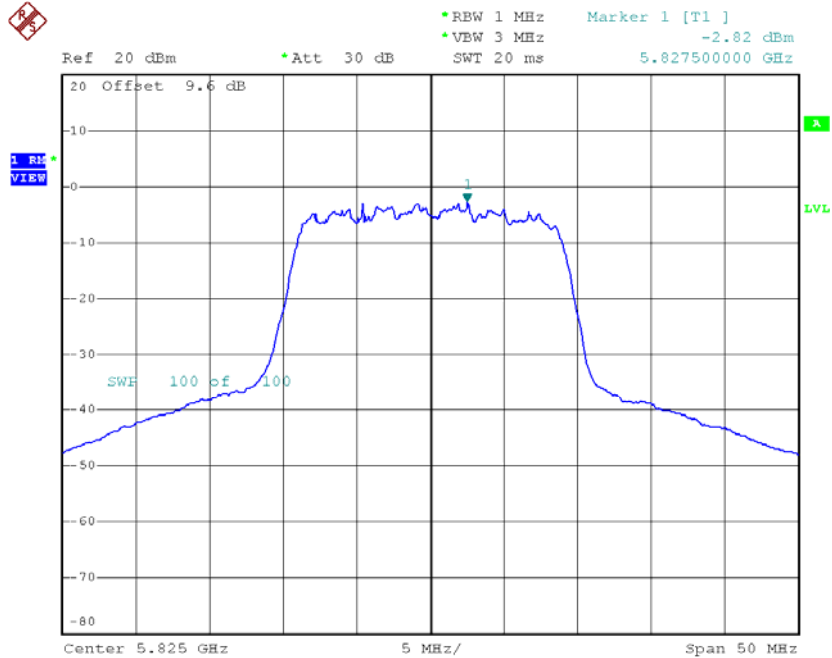
Date: 4.AUG.2016 12:38:45

TX CH157



Date: 4.AUG.2016 12:42:09

TX CH165



Date: 4.AUG.2016 12:43:39

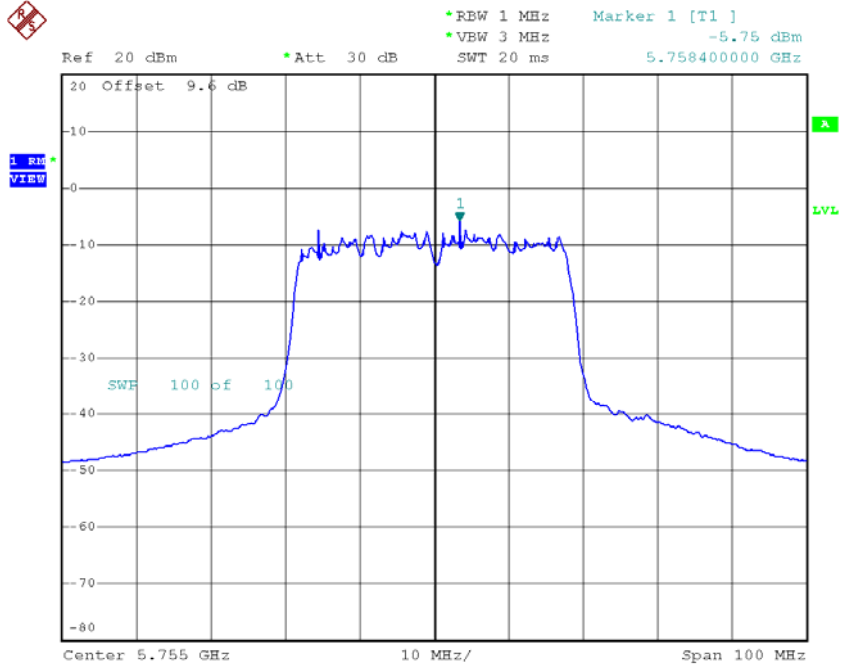
Test Mode: UNII-3/ TX N20 Mode_CH149/CH157/CH165_Total

Channel	Frequency (MHz)	Power Density (dBm/500kHz)	Limit (dBm/500kHz)
CH149	5745	1.58	30.00
CH157	5785	2.43	30.00
CH165	5825	1.36	30.00

Test Mode: UNII-3/ TX N40 Mode_CH151/CH159_Ant 1

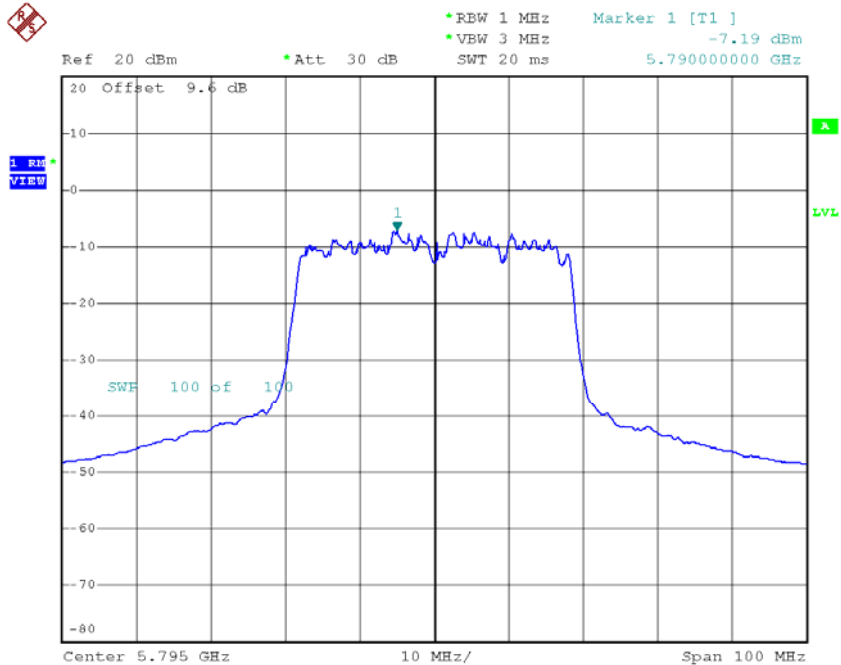
Channel	Frequency (MHz)	Power Density (dBm/500kHz)	Duty Factor	Power Density + Duty Factor (dBm/500kHz)	Limit (dBm/500kHz)
CH151	5755	-5.75	0.74	-5.01	30.00
CH159	5795	-7.19	0.74	-6.45	30.00

TX CH151



Date: 4.AUG.2016 13:48:43

TX CH159

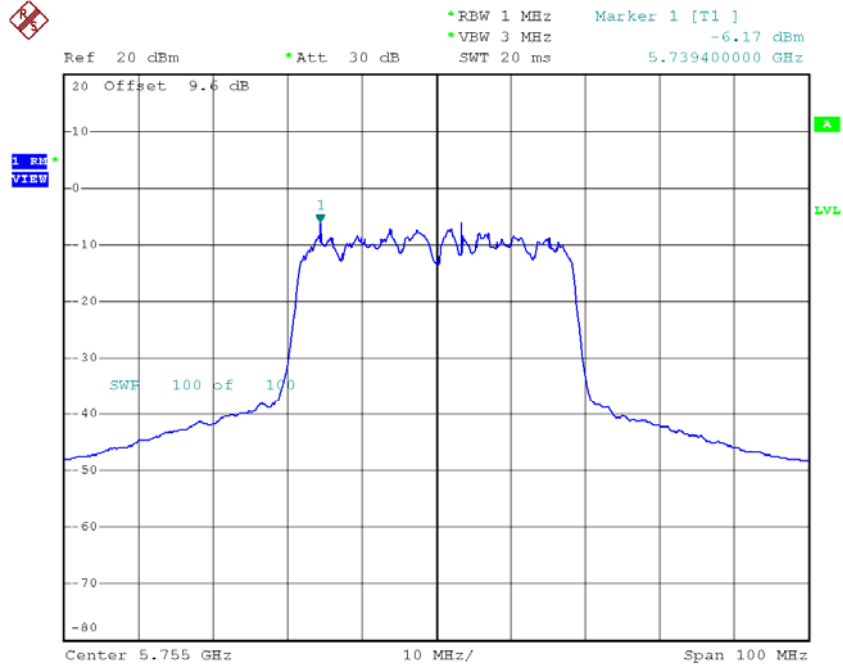


Date: 4.AUG.2016 13:52:55

Test Mode: UNII-3/ TX N40 Mode_CH151/CH159_Ant 2

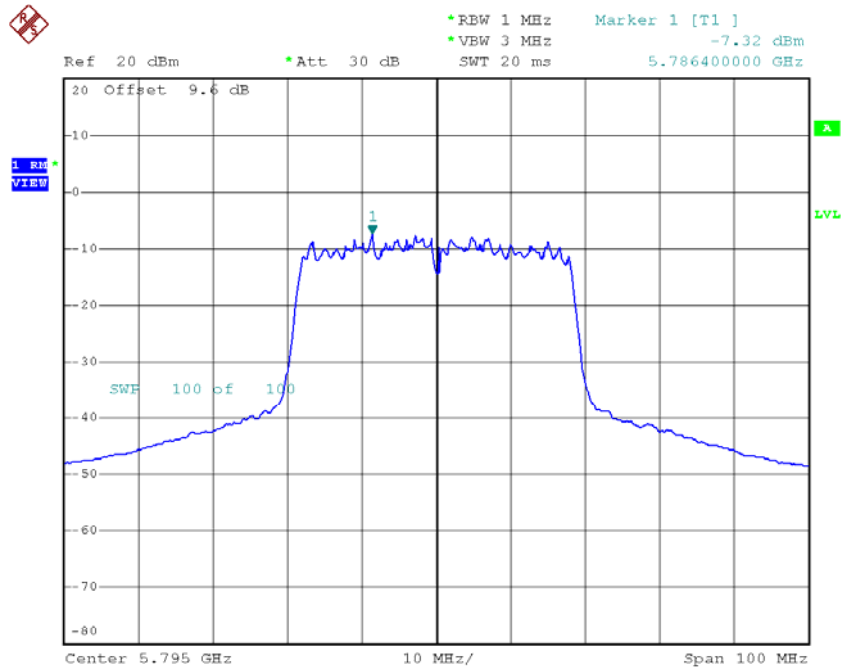
Channel	Frequency (MHz)	Power Density (dBm/500kHz)	Duty Factor	Power Density + Duty Factor (dBm/500kHz)	Limit (dBm/500kHz)
CH151	5755	-6.17	0.74	-5.43	30.00
CH159	5795	-7.32	0.74	-6.58	30.00

TX CH151



Date: 4.AUG.2016 13:49:57

TX CH159



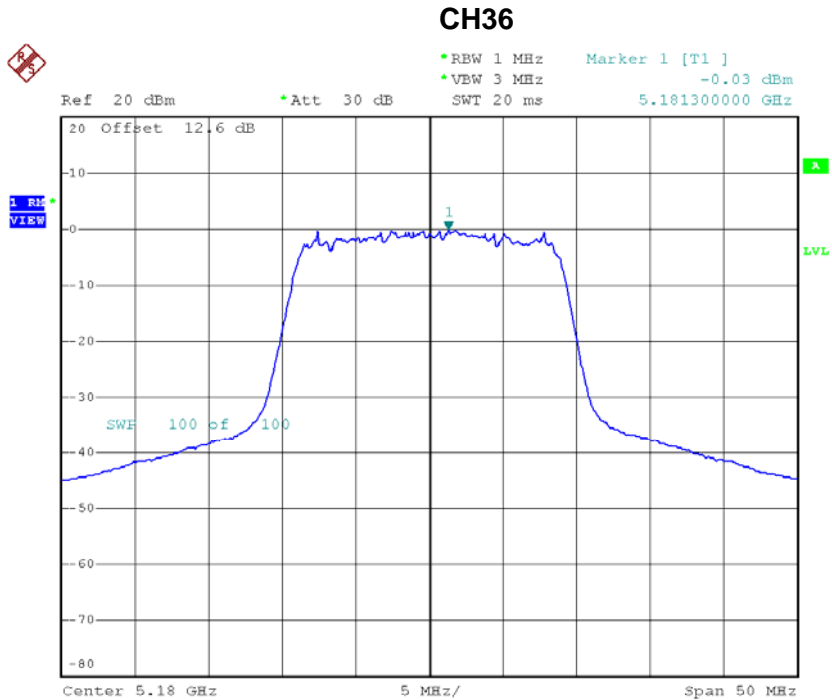
Date: 4.AUG.2016 13:51:41

Test Mode: UNII-3/ TX N40 Mode_CH151/CH159_Total

Channel	Frequency (MHz)	Power Density (dBm/500kHz)	Limit (dBm/500kHz)
CH151	5755	-2.20	30.00
CH159	5795	-3.50	30.00

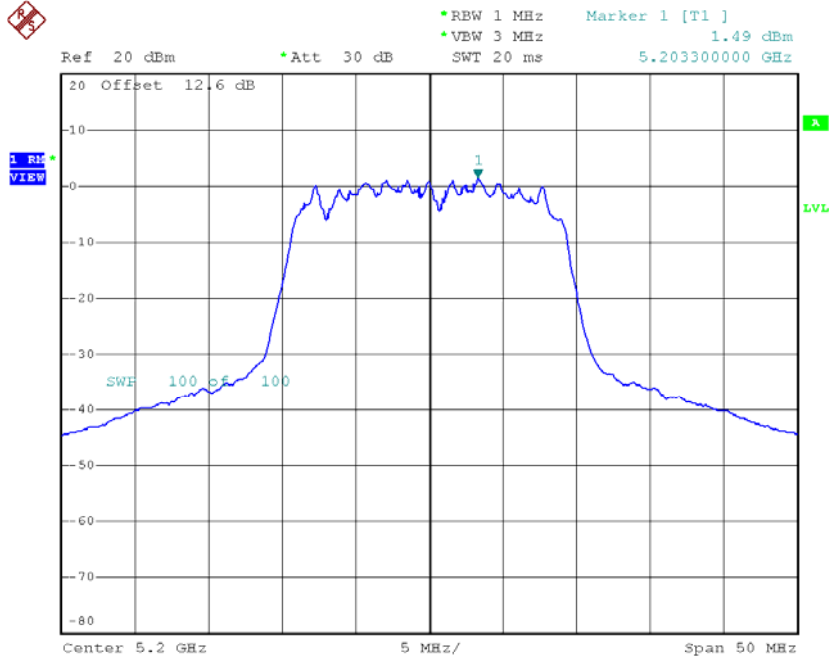
Test Mode: UNII-1/TX AC20 Mode_CH36/CH40/CH48_Ant 1

Channel	Frequency (MHz)	Power Density (dBm/MHz)	Duty Factor	Power Density + Duty Factor (dBm/MHz)	Limit (dBm/MHz)
CH36	5180	-0.03	0.40	0.37	17.00
CH40	5200	1.49	0.40	1.89	17.00
CH48	5240	0.98	0.40	1.38	17.00



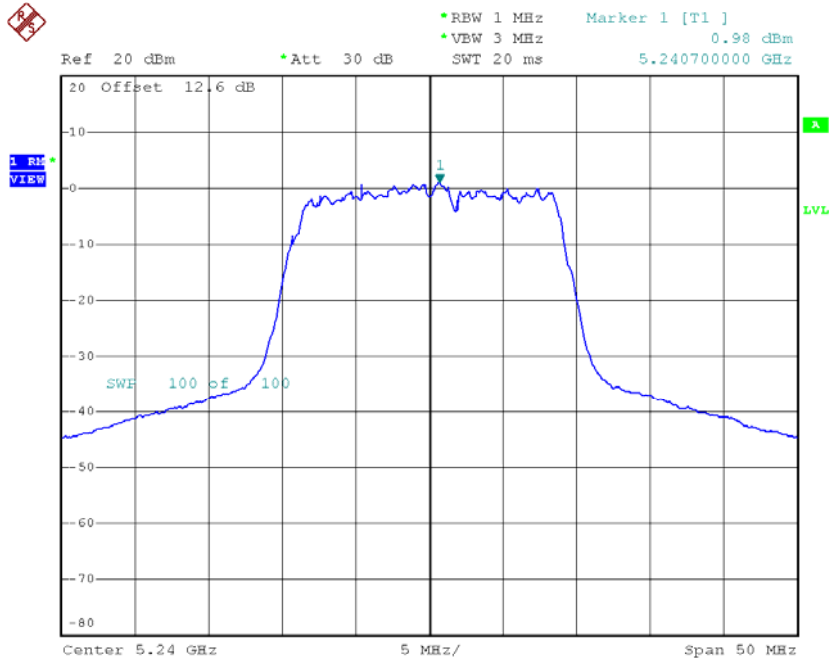
Date: 4.AUG.2016 13:03:59

CH40



Date: 4.AUG.2016 13:07:22

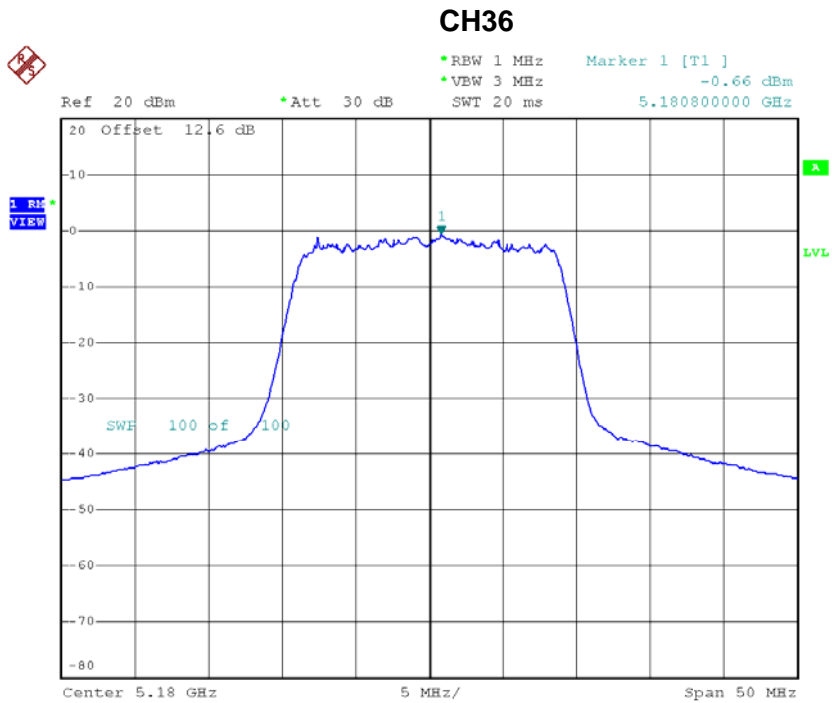
CH48



Date: 4.AUG.2016 13:24:05

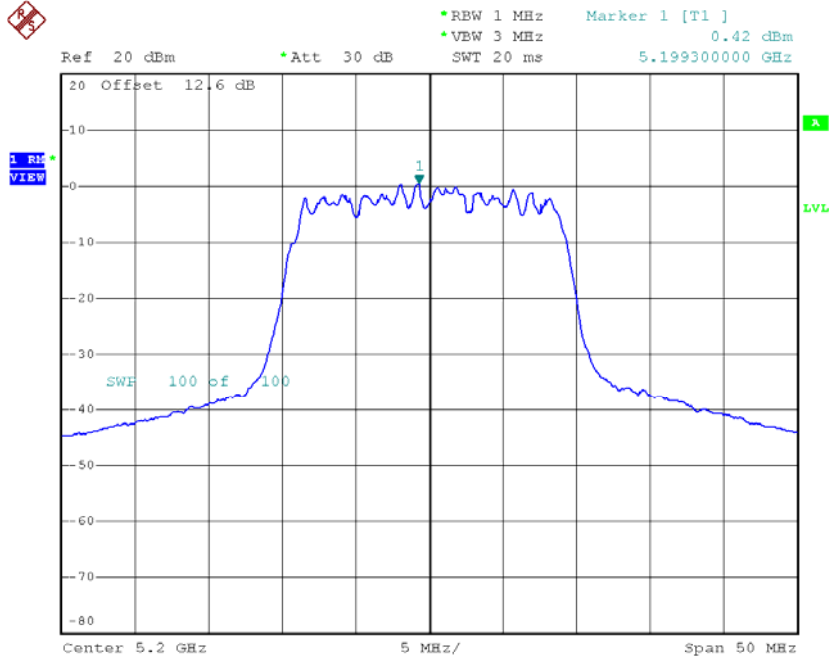
Test Mode: UNII-1/TX AC20 Mode_CH36/CH40/CH48_Ant 2

Channel	Frequency (MHz)	Power Density (dBm/MHz)	Duty Factor	Power Density + Duty Factor (dBm/MHz)	Limit (dBm/MHz)
CH36	5180	-0.66	0.40	-0.26	17.00
CH40	5200	0.42	0.40	0.82	17.00
CH48	5240	1.03	0.40	1.43	17.00



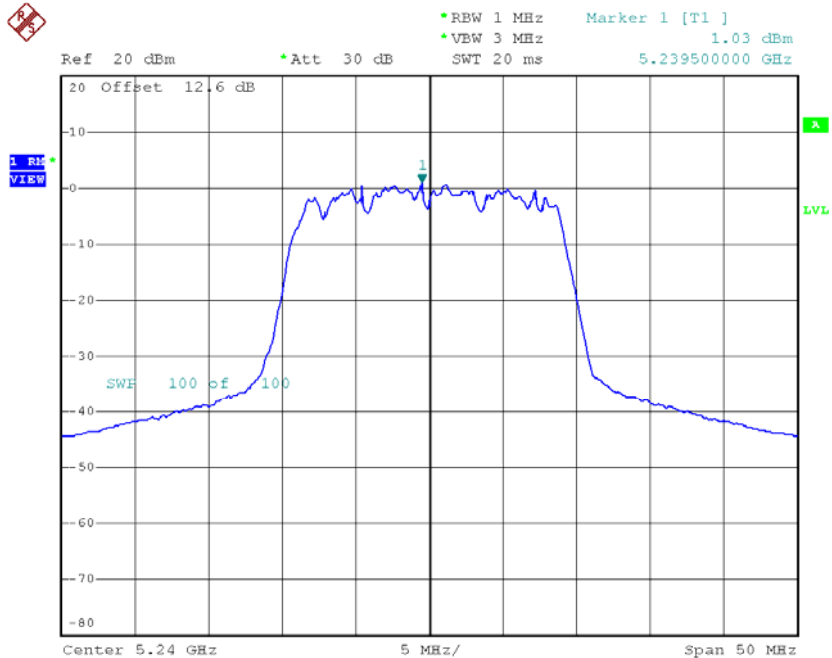
Date: 4.AUG.2016 13:05:06

CH40



Date: 4.AUG.2016 13:06:39

CH48



Date: 4.AUG.2016 13:24:56

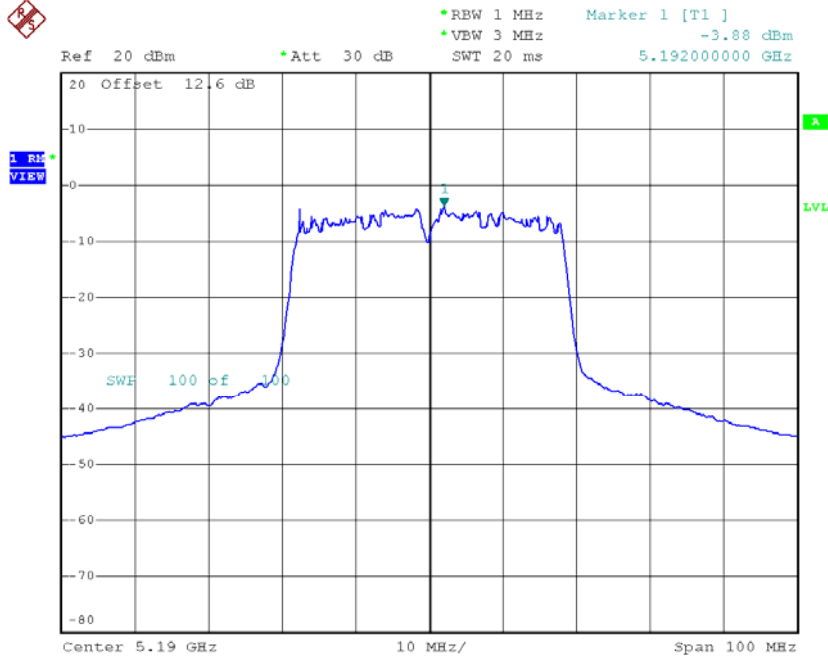
Test Mode: UNII-1/TX AC20 Mode_CH36/CH40/CH48_Total

Channel	Frequency (MHz)	Power Density (dBm/MHz)	Limit (dBm/MHz)
CH36	5180	3.08	17.00
CH40	5200	4.40	17.00
CH48	5240	4.42	17.00

Test Mode: UNII-1/TX AC40 Mode_CH38/CH46_Ant 1

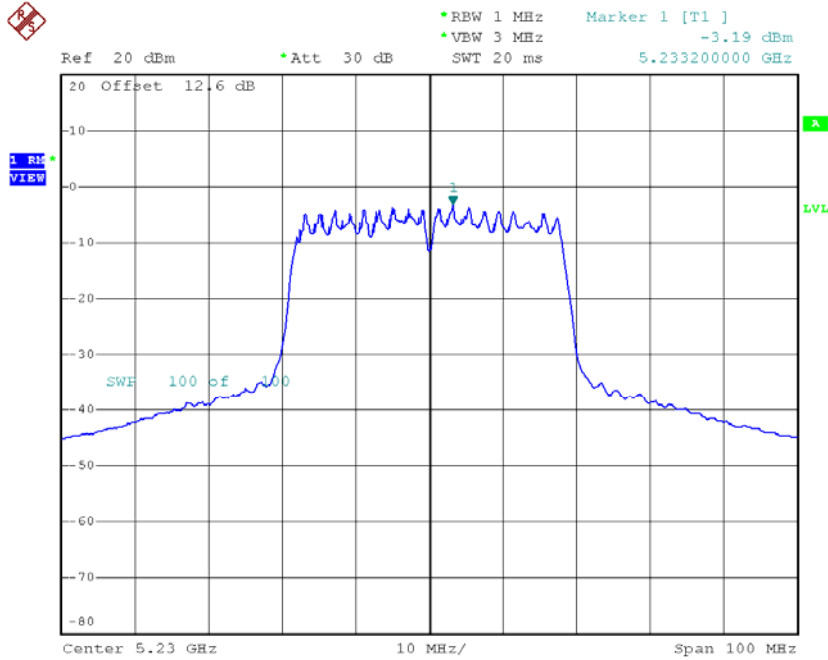
Channel	Frequency (MHz)	Power Density (dBm/MHz)	Duty Factor	Power Density + Duty Factor (dBm/MHz)	Limit (dBm/MHz)
CH38	5190	-3.88	0.79	-3.09	17.00
CH46	5230	-3.19	0.79	-2.40	17.00

CH38



Date: 4.AUG.2016 13:55:54

CH46

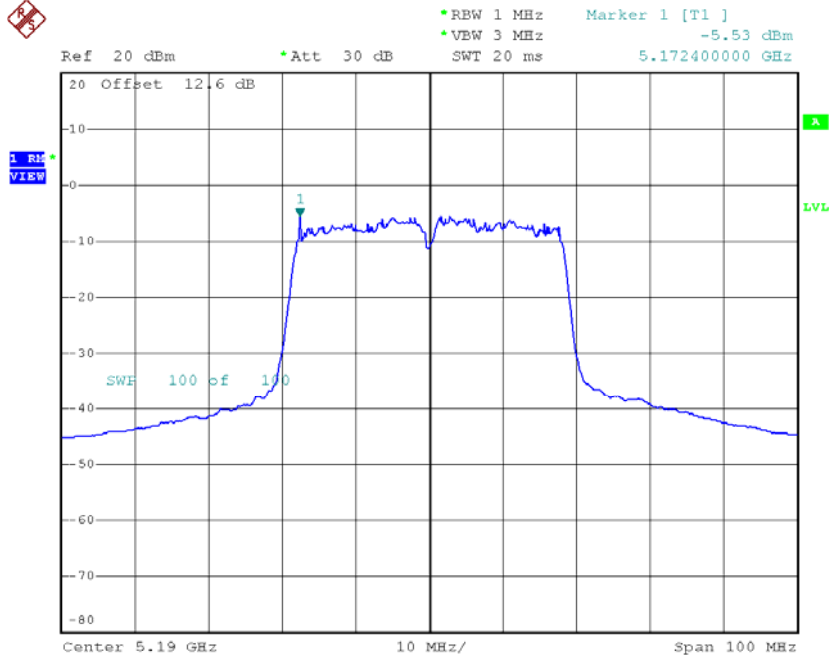


Date: 4.AUG.2016 14:00:01

Test Mode: UNII-1/TX AC40 Mode_CH38/CH46_Ant 2

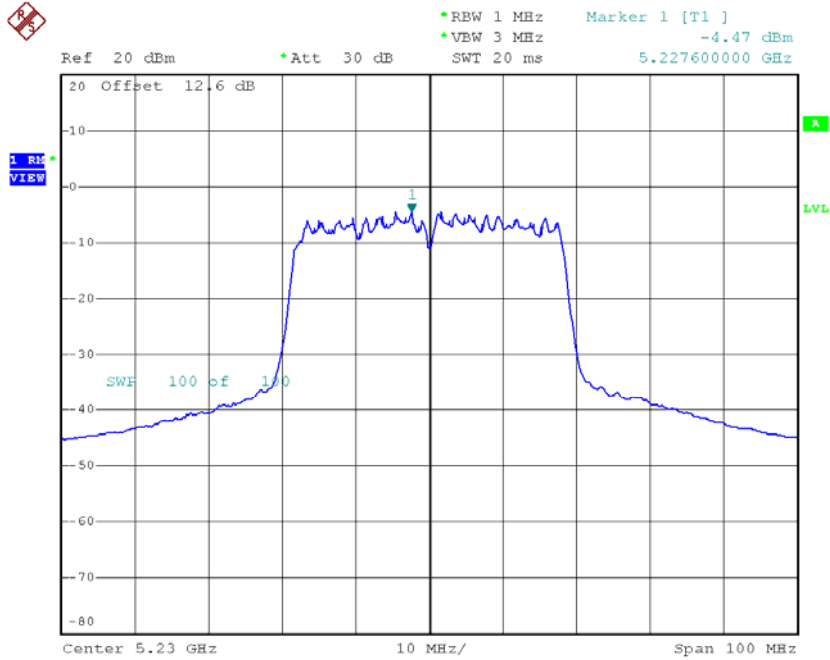
Channel	Frequency (MHz)	Power Density (dBm/MHz)	Duty Factor	Power Density + Duty Factor (dBm/MHz)	Limit (dBm/MHz)
CH38	5190	-5.53	0.79	-4.74	17.00
CH46	5230	-4.47	0.79	-3.68	17.00

CH38



Date: 4.AUG.2016 13:57:08

CH46



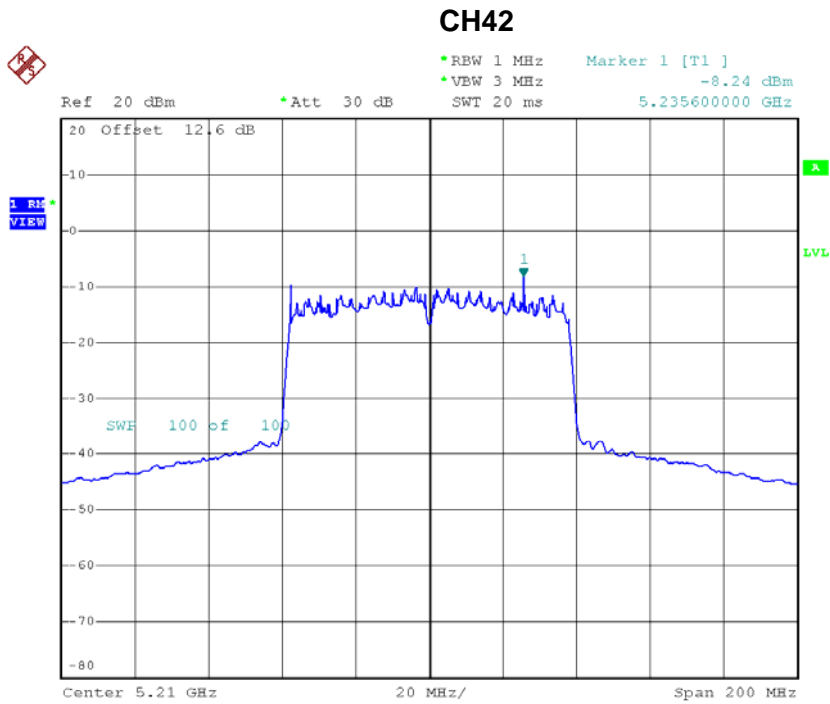
Date: 4.AUG.2016 13:58:53

Test Mode: UNII-1/TX AC40 Mode_CH38/CH46_Total

Channel	Frequency (MHz)	Power Density (dBm/MHz)	Limit (dBm/MHz)
CH38	5190	-0.83	17.00
CH46	5230	0.01	17.00

Test Mode: UNII-1/TX AC80 Mode_CH42_Ant 1

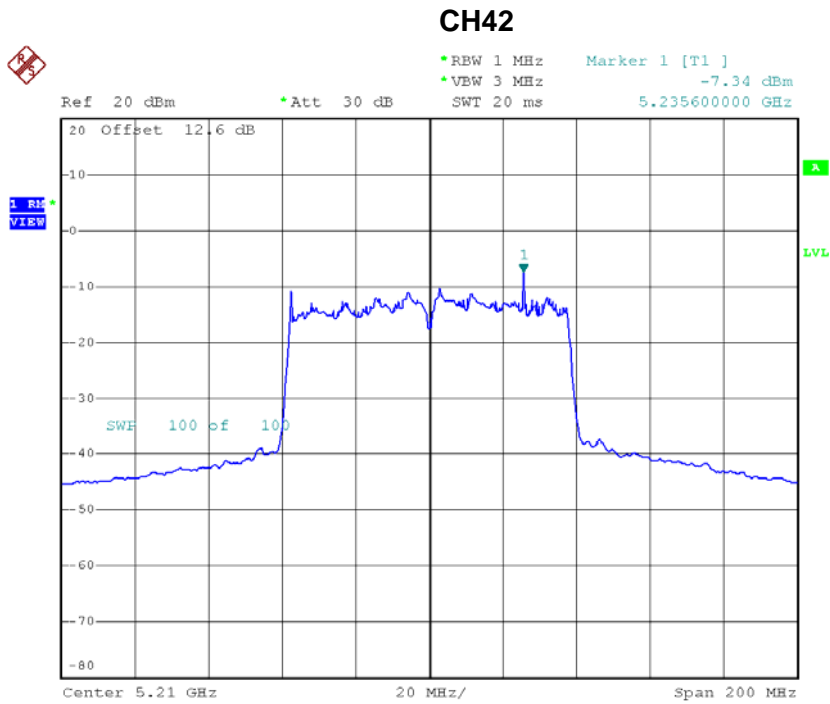
Channel	Frequency (MHz)	Power Density (dBm/MHz)	Duty Factor	Power Density + Duty Factor (dBm/MHz)	Limit (dBm/MHz)
CH42	5210	-8.24	1.57	-6.67	17.00



Date: 4.AUG.2016 14:10:52

Test Mode: UNII-1/TX AC80 Mode_CH42_Ant 2

Channel	Frequency (MHz)	Power Density (dBm/MHz)	Duty Factor	Power Density + Duty Factor (dBm/MHz)	Limit (dBm/MHz)
CH42	5210	-7.34	1.57	-5.77	17.00



Date: 4.AUG.2016 14:12:54

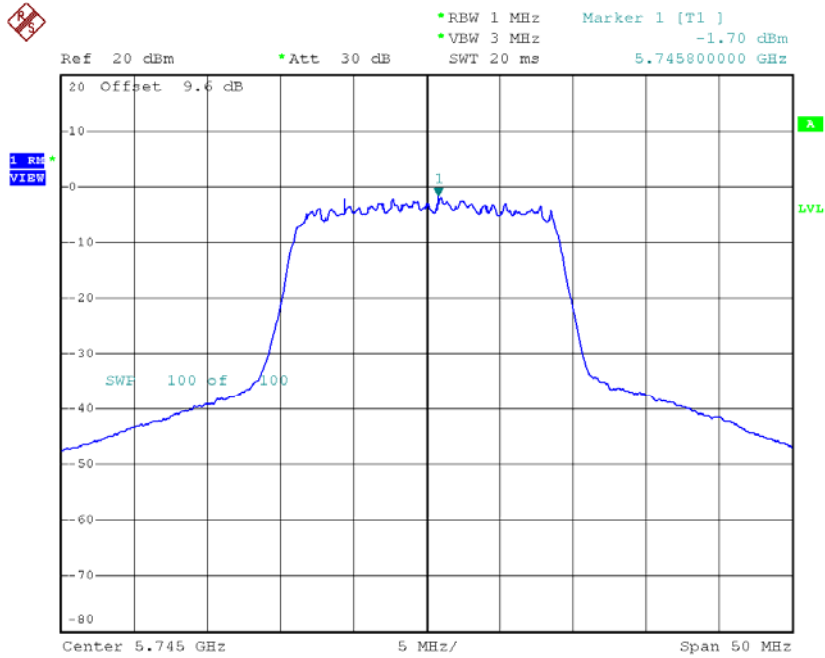
Test Mode: UNII-1/TX AC80 Mode_CH42_Total

Channel	Frequency (MHz)	Power Density (dBm/MHz)	Limit (dBm/MHz)
CH42	5210	-3.19	17.00

Test Mode: UNII-3/ TX AC20 Mode_CH149/CH157/CH165_Ant 1

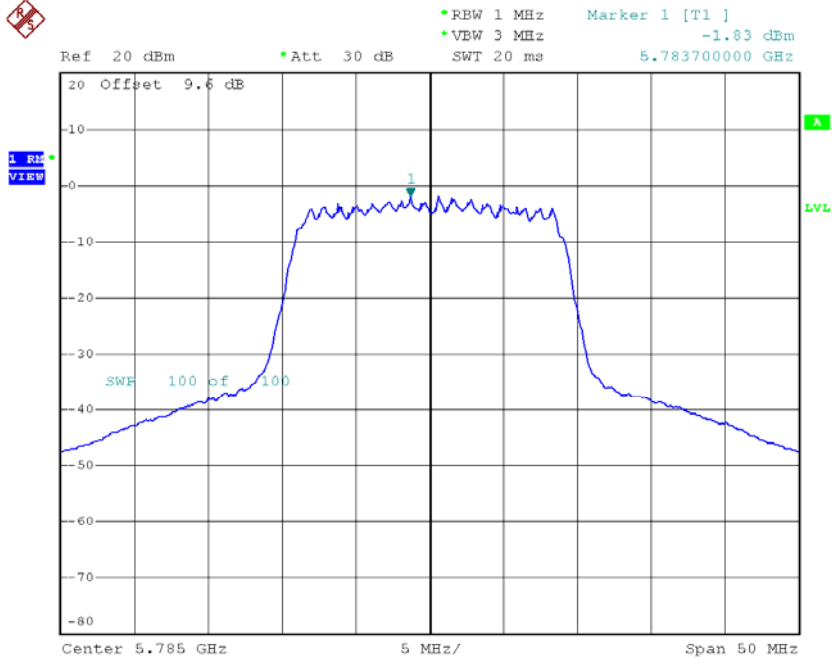
Channel	Frequency (MHz)	Power Density (dBm/500kHz)	Duty Factor	Power Density + Duty Factor (dBm/500kHz)	Limit (dBm/500kHz)
CH149	5745	-1.70	0.40	-1.30	30.00
CH157	5785	-1.83	0.40	-1.43	30.00
CH165	5825	-1.38	0.40	-0.98	30.00

TX CH149



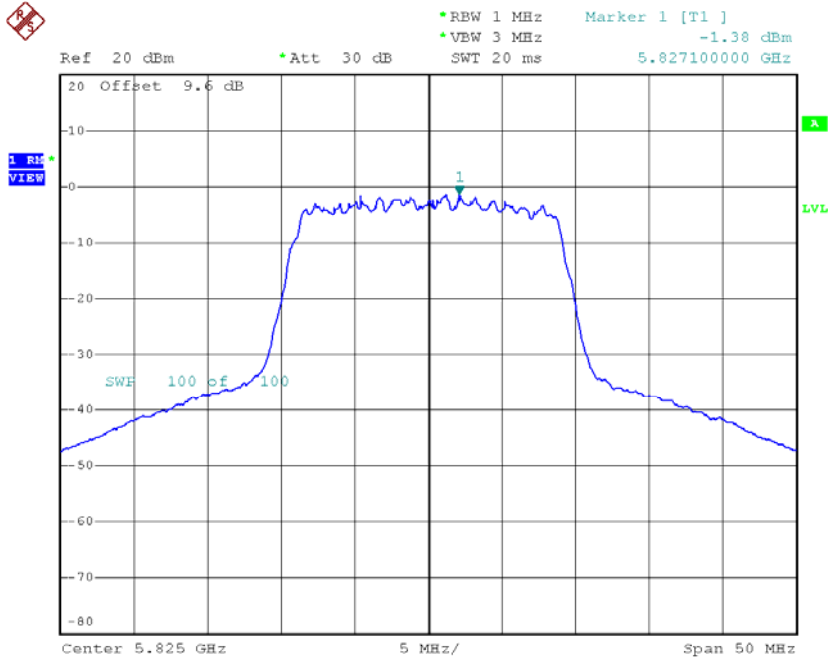
Date: 4.AUG.2016 13:27:57

TX CH157



Date: 4.AUG.2016 13:29:20

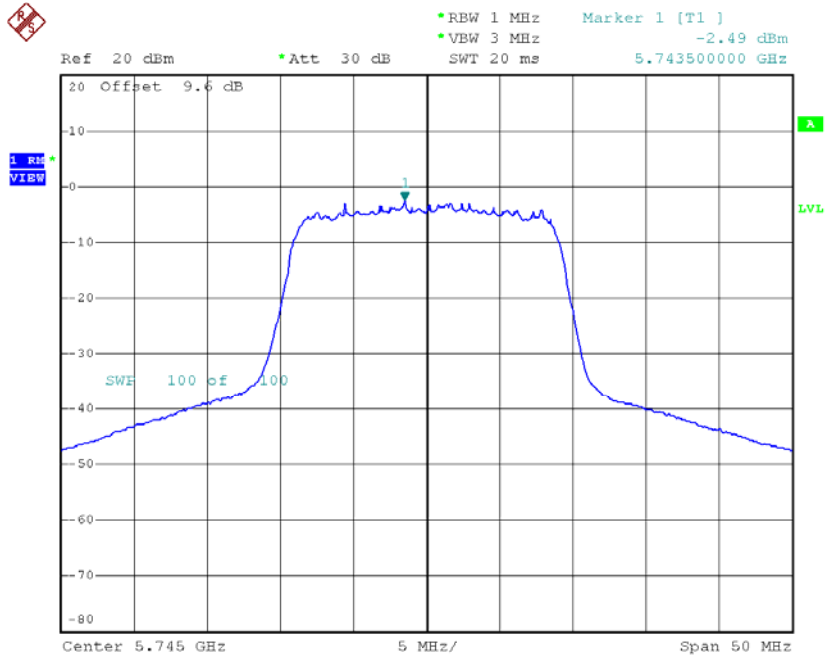
TX CH165



Date: 4.AUG.2016 13:32:33

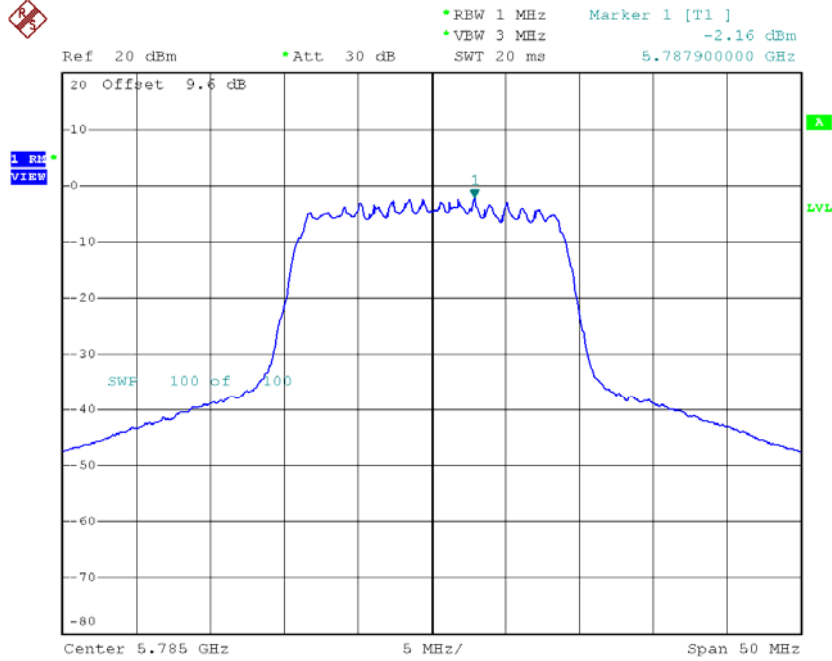
Test Mode: UNII-3/ TX AC20 Mode_CH149/CH157/CH165_Ant 2

Channel	Frequency (MHz)	Power Density (dBm/500kHz)	Duty Factor	Power Density + Duty Factor (dBm/500kHz)	Limit (dBm/500kHz)
CH149	5745	-2.49	0.40	-2.09	30.00
CH157	5785	-2.16	0.40	-1.76	30.00
CH165	5825	-3.03	0.40	-2.63	30.00

TX CH149


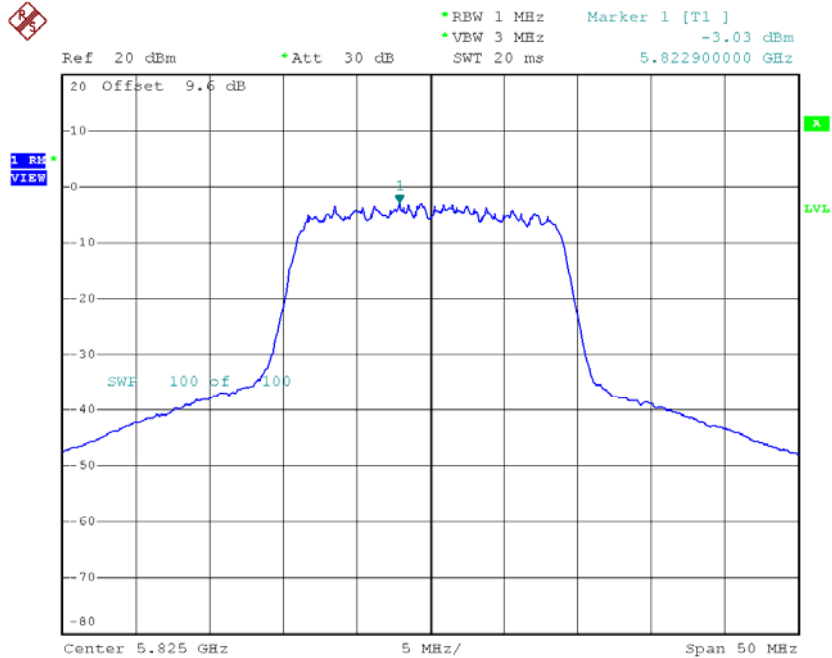
Date: 4.AUG.2016 13:26:47

TX CH157



Date: 4.AUG.2016 13:30:09

TX CH165



Date: 4.AUG.2016 13:31:22

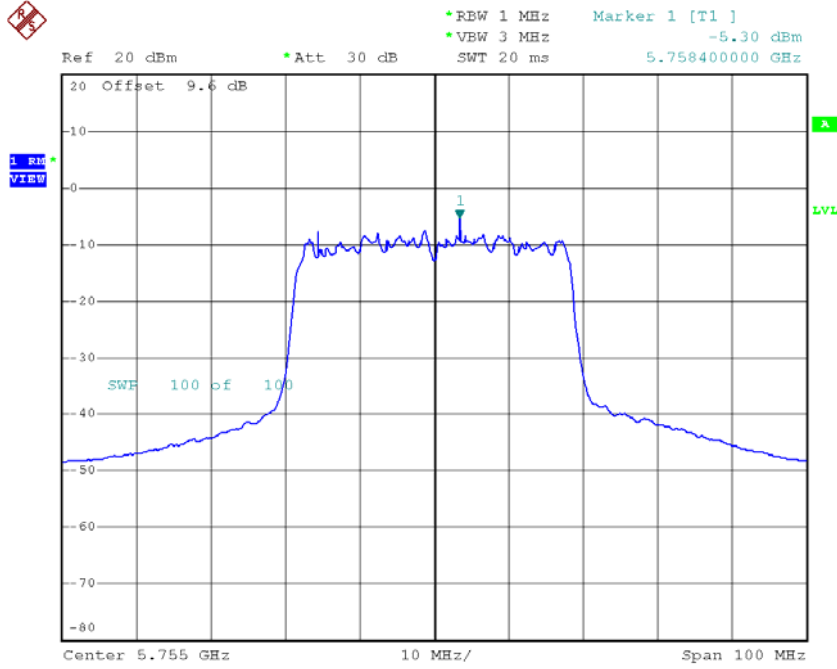
Test Mode: UNII-3/ TX AC20 Mode_CH149/CH157/CH165_Total

Channel	Frequency (MHz)	Power Density (dBm/500kHz)	Limit (dBm/500kHz)
CH149	5745	1.34	30.00
CH157	5785	1.42	30.00
CH165	5825	1.29	30.00

Test Mode: UNII-3/ TX AC40 Mode_CH151/CH159_Ant 1

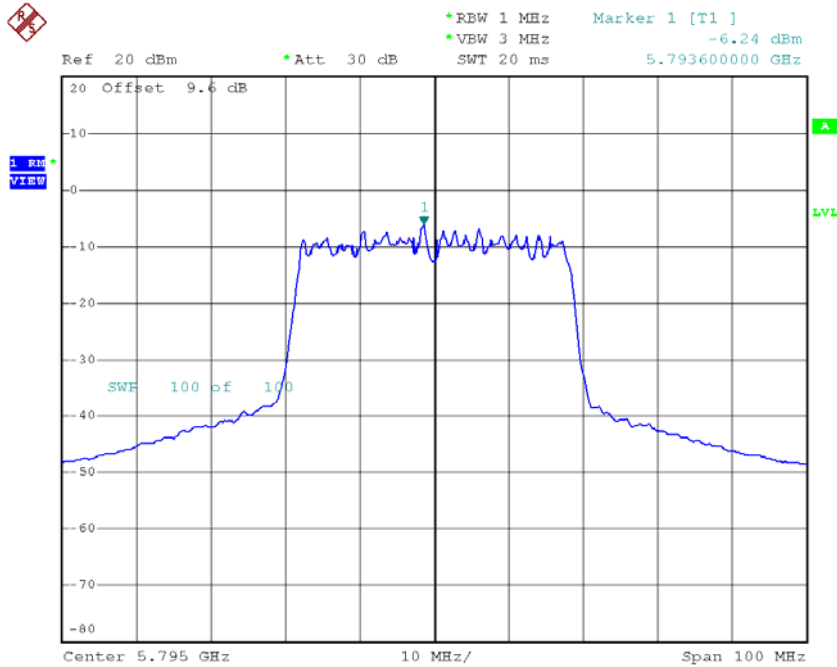
Channel	Frequency (MHz)	Power Density (dBm/500kHz)	Duty Factor	Power Density + Duty Factor (dBm/500kHz)	Limit (dBm/500kHz)
CH151	5755	-5.30	0.79	-4.51	30.00
CH159	5795	-6.24	0.79	-5.45	30.00

TX CH151



Date: 4.AUG.2016 14:01:58

TX CH159

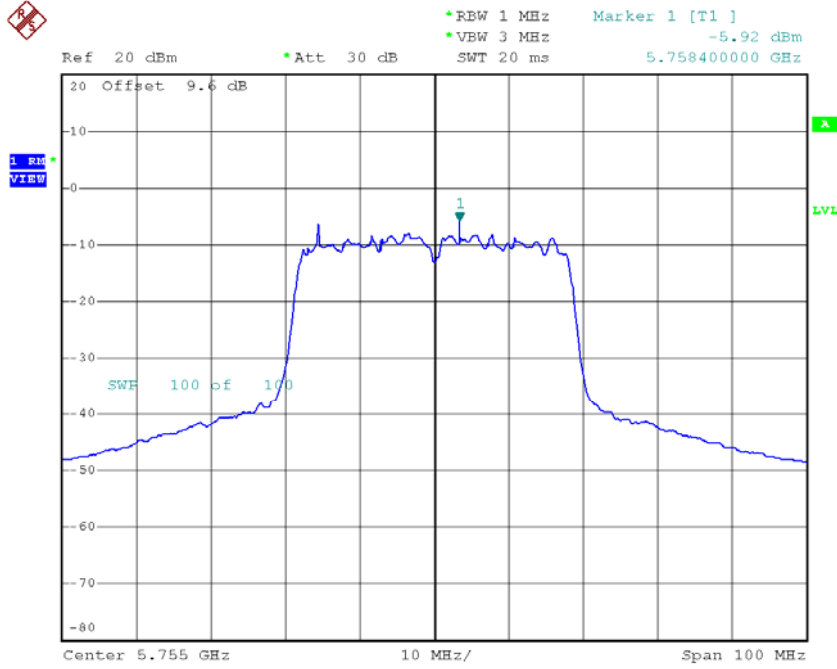


Date: 4.AUG.2016 14:05:50

Test Mode: UNII-3/ TX AC40 Mode_CH151/CH159_Ant 2

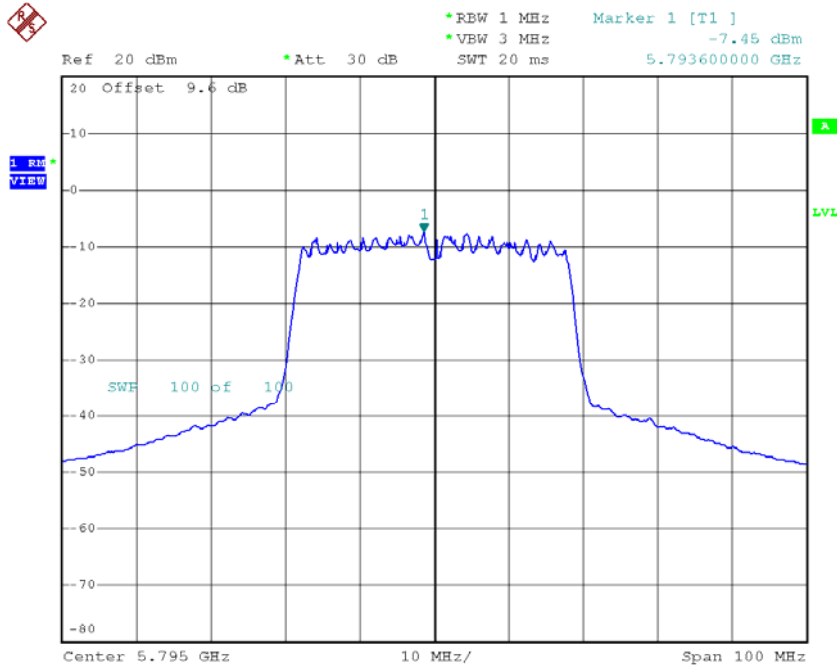
Channel	Frequency (MHz)	Power Density (dBm/500kHz)	Duty Factor	Power Density + Duty Factor (dBm/500kHz)	Limit (dBm/500kHz)
CH151	5755	-5.92	0.79	-5.13	30.00
CH159	5795	-7.45	0.79	-6.66	30.00

TX CH151



Date: 4.AUG.2016 14:03:12

TX CH159



Date: 4.AUG.2016 14:04:36

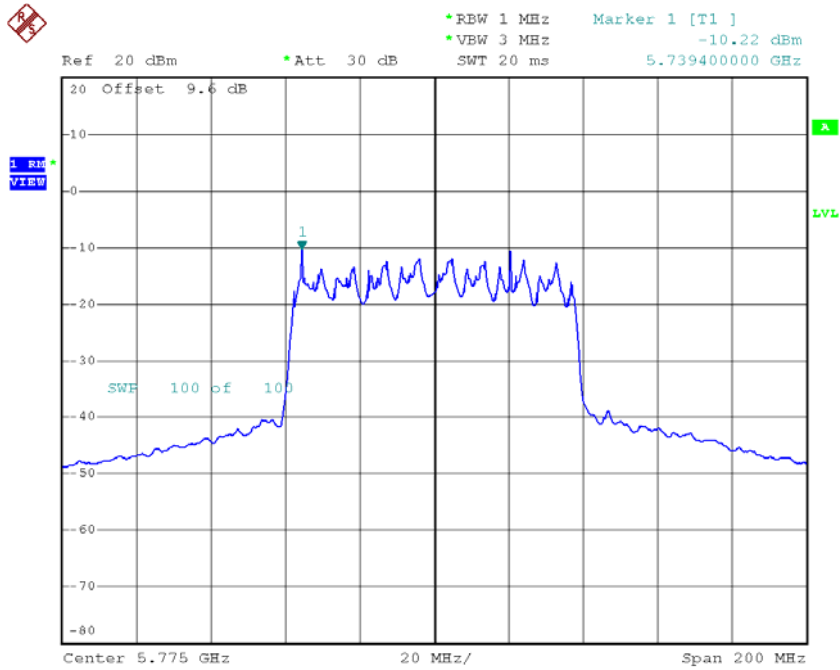
Test Mode: UNII-3/ TX AC40 Mode_CH151/CH159_Total

Channel	Frequency (MHz)	Power Density (dBm/500kHz)	Limit (dBm/500kHz)
CH151	5755	-1.80	30.00
CH159	5795	-3.01	30.00

Test Mode: UNII-3/ TX AC80 Mode_CH155_Ant 1

Channel	Frequency (MHz)	Power Density (dBm/500kHz)	Duty Factor	Power Density + Duty Factor (dBm/500kHz)	Limit (dBm/500kHz)
CH155	5775	-10.22	1.57	-8.65	30.00

TX CH155

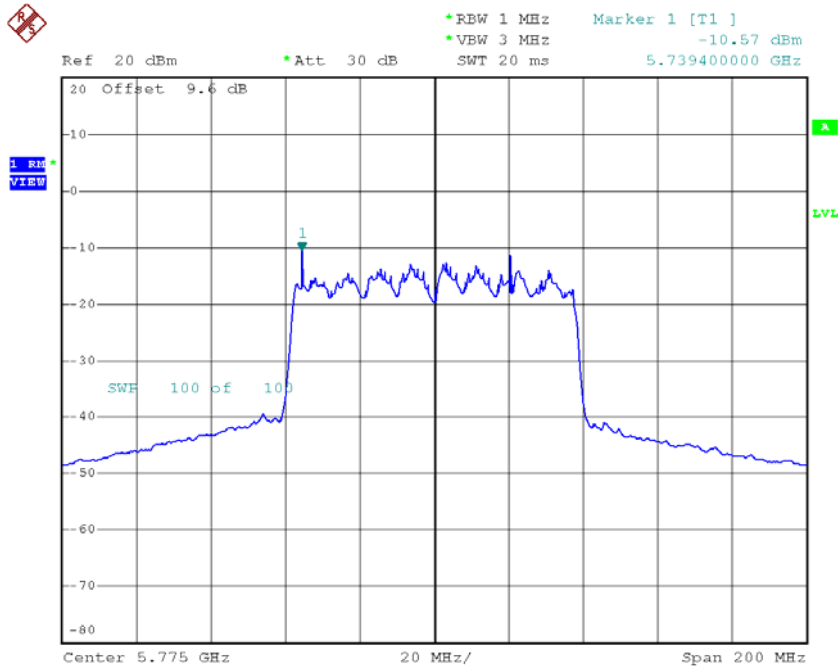


Date: 4.AUG.2016 14:17:41

Test Mode: UNII-3/ TX AC80 Mode_CH155_Ant 2

Channel	Frequency (MHz)	Power Density (dBm/500kHz)	Duty Factor	Power Density + Duty Factor (dBm/500kHz)	Limit (dBm/500kHz)
CH155	5775	-10.57	1.57	-9.00	30.00

TX CH155



Date: 4.AUG.2016 14:15:56

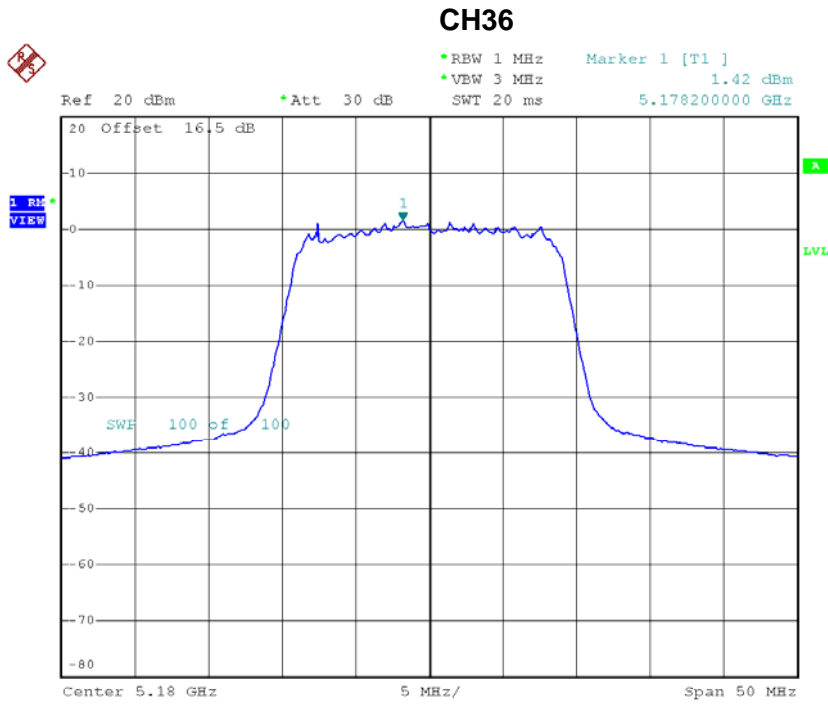
Test Mode: UNII-3/ TX AC80 Mode_CH155_Total

Channel	Frequency (MHz)	Power Density (dBm/500kHz)	Limit (dBm/500kHz)
CH155	5775	-5.81	30.00

Beamforming

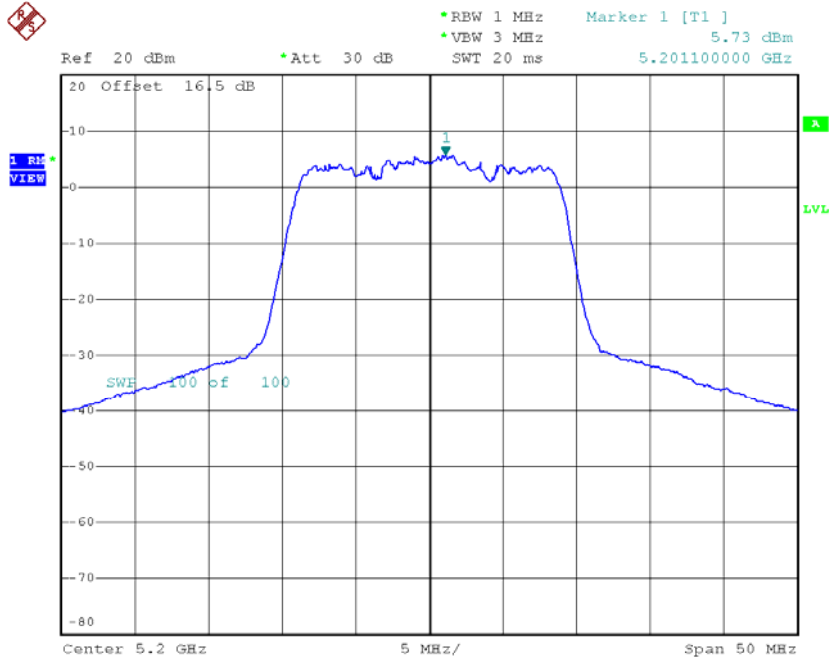
Test Mode: UNII-1/TX N20 Mode_CH36/CH40/CH48

Channel	Frequency (MHz)	Power Density (dBm/MHz)	Duty Factor	Power Density + Duty Factor (dBm/MHz)	Limit (dBm/MHz)
CH36	5180	1.42	0.30	1.72	17.00
CH40	5200	5.73	0.30	6.03	17.00
CH48	5240	6.32	0.30	6.62	17.00



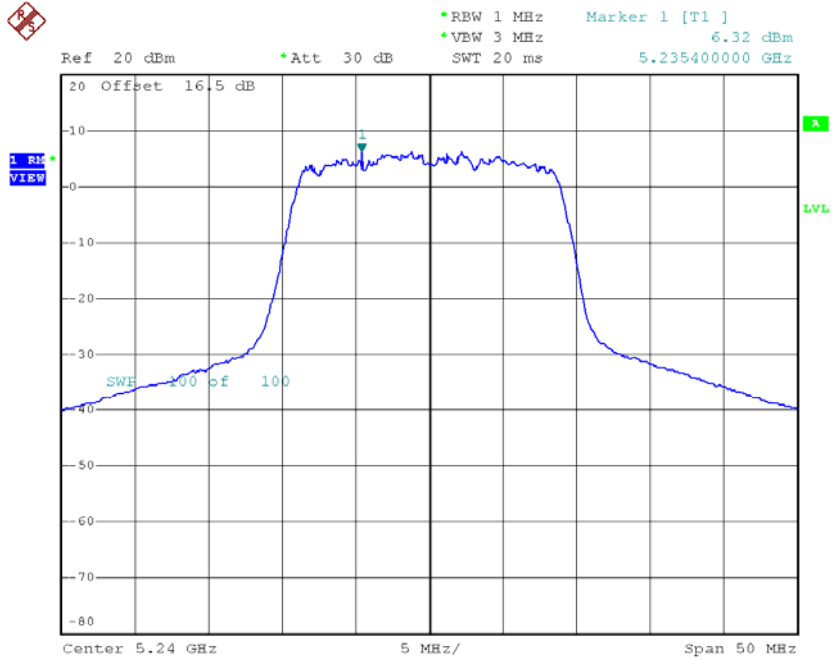
Date: 5.OCT.2016 14:00:13

CH40



Date: 5.OCT.2016 14:01:33

CH48

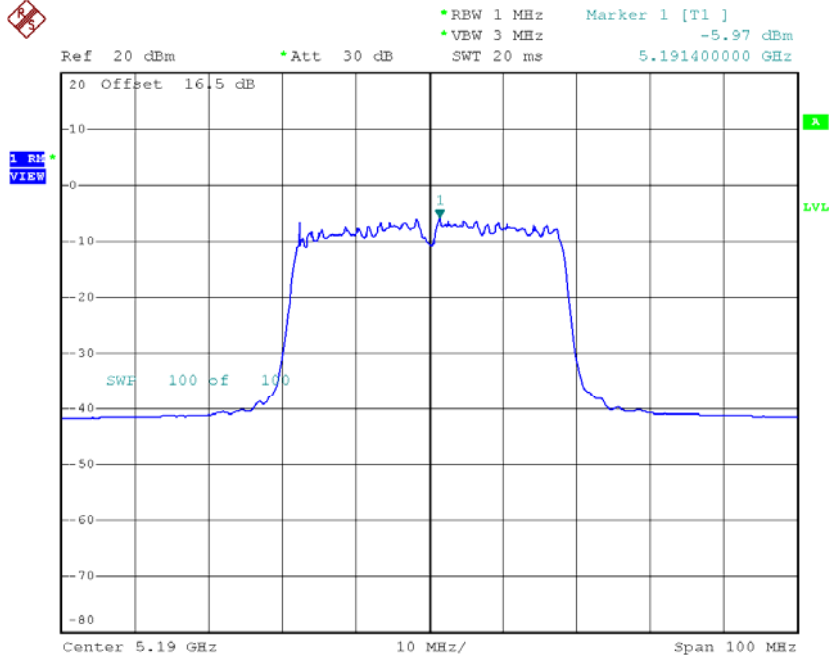


Date: 5.OCT.2016 14:02:59

Test Mode: UNII-1/TX N40 Mode_CH38/CH46

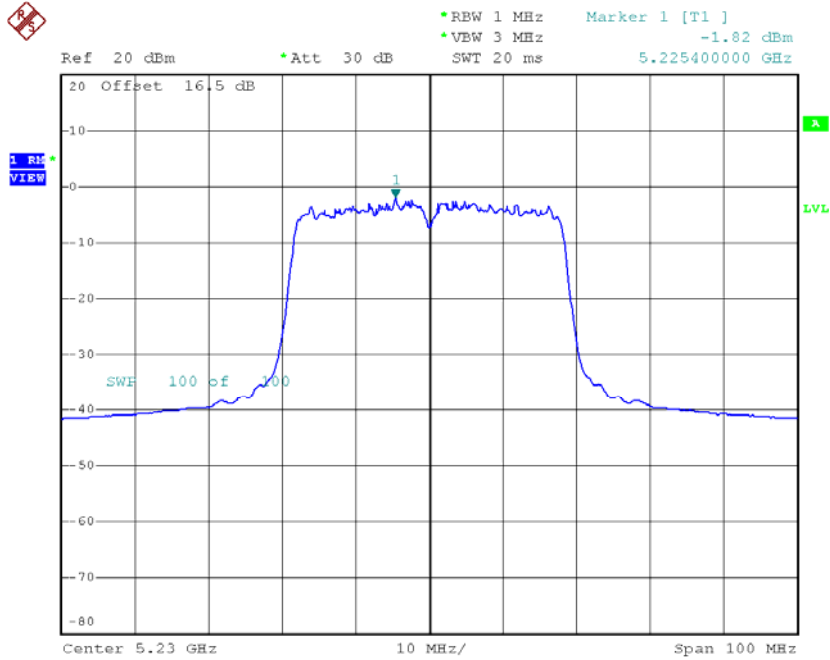
Channel	Frequency (MHz)	Power Density (dBm/MHz)	Duty Factor	Power Density + Duty Factor (dBm/MHz)	Limit (dBm/MHz)
CH38	5190	-5.97	0.65	-5.32	17.00
CH46	5230	-1.82	0.65	-1.17	17.00

CH38



Date: 5.OCT.2016 14:09:18

CH46

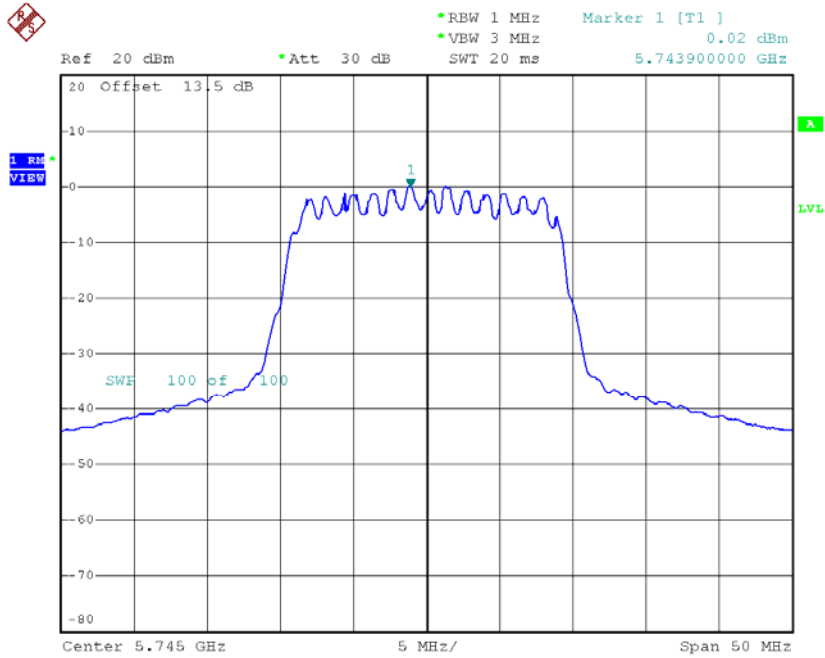


Date: 5.OCT.2016 14:10:49

Test Mode: UNII-3/ TX N20 Mode_CH149/CH157/CH165

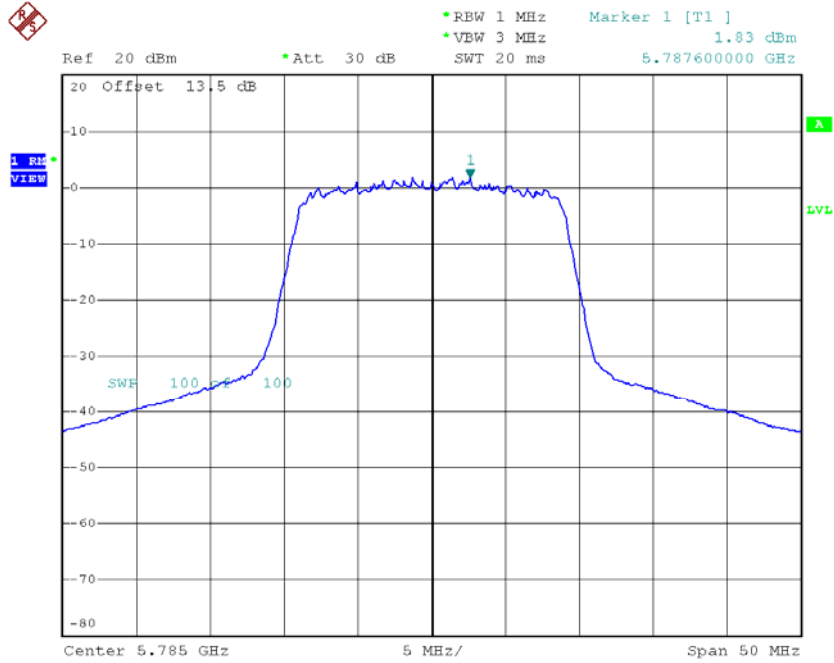
Channel	Frequency (MHz)	Power Density (dBm/500kHz)	Duty Factor	Power Density + Duty Factor (dBm/500kHz)	Limit (dBm/500kHz)
CH149	5745	0.02	0.30	0.32	30.00
CH157	5785	1.83	0.30	2.13	30.00
CH165	5825	2.17	0.30	2.47	30.00

TX CH149



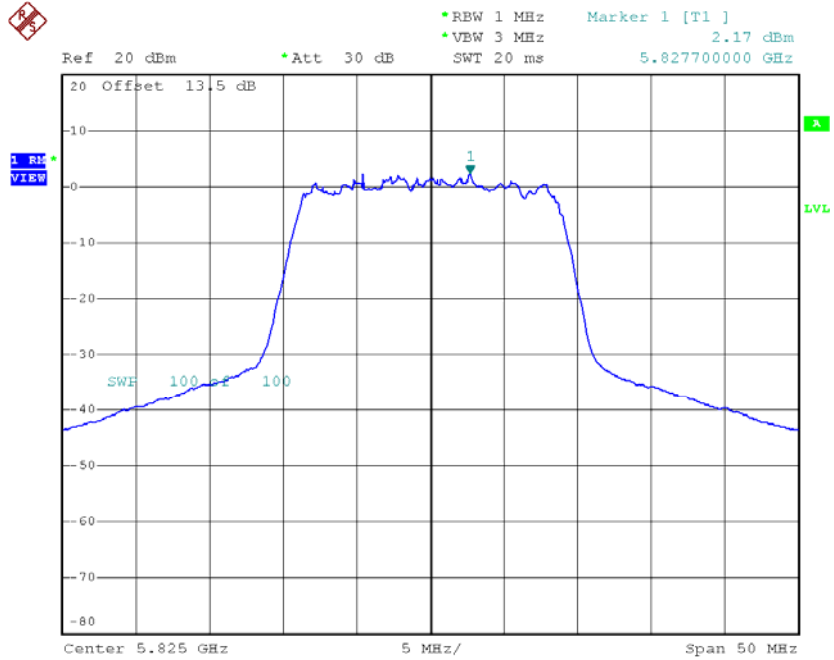
Date: 5.OCT.2016 14:05:00

TX CH157



Date: 5.OCT.2016 14:06:26

TX CH165

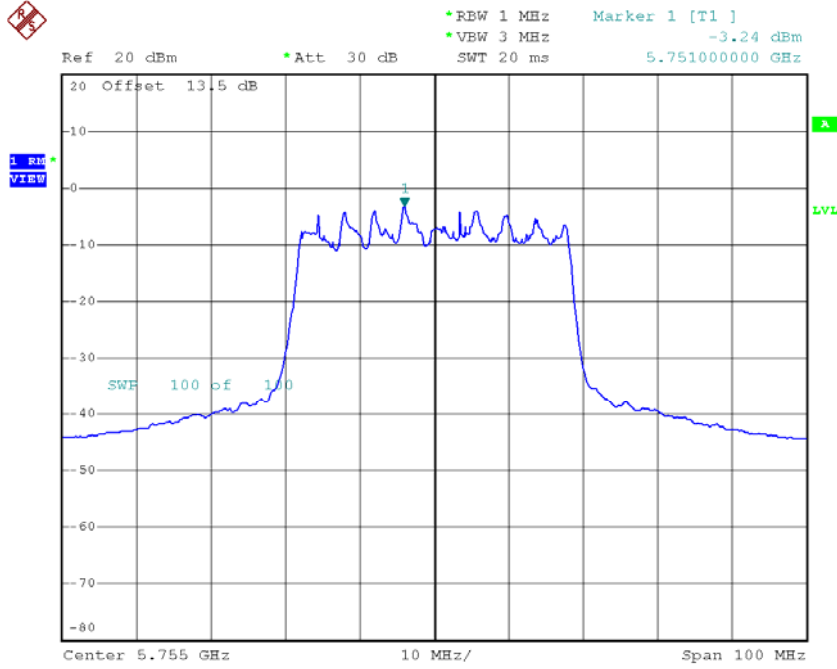


Date: 5.OCT.2016 14:07:27

Test Mode: UNII-3/ TX N40 Mode_CH151/CH159

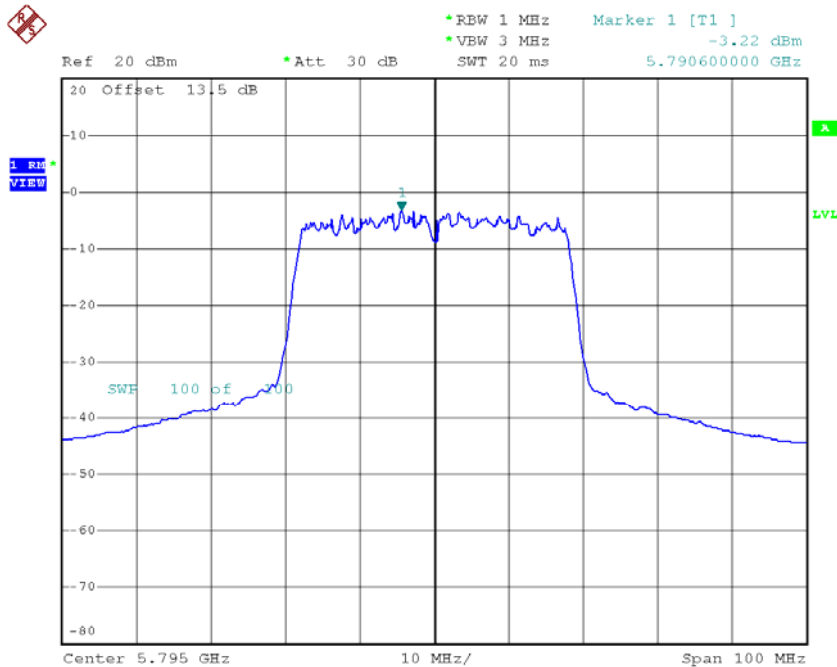
Channel	Frequency (MHz)	Power Density (dBm/500kHz)	Duty Factor	Power Density + Duty Factor (dBm/500kHz)	Limit (dBm/500kHz)
CH151	5755	-3.24	0.65	-2.59	30.00
CH159	5795	-3.22	0.65	-2.57	30.00

TX CH151



Date: 5.OCT.2016 14:12:29

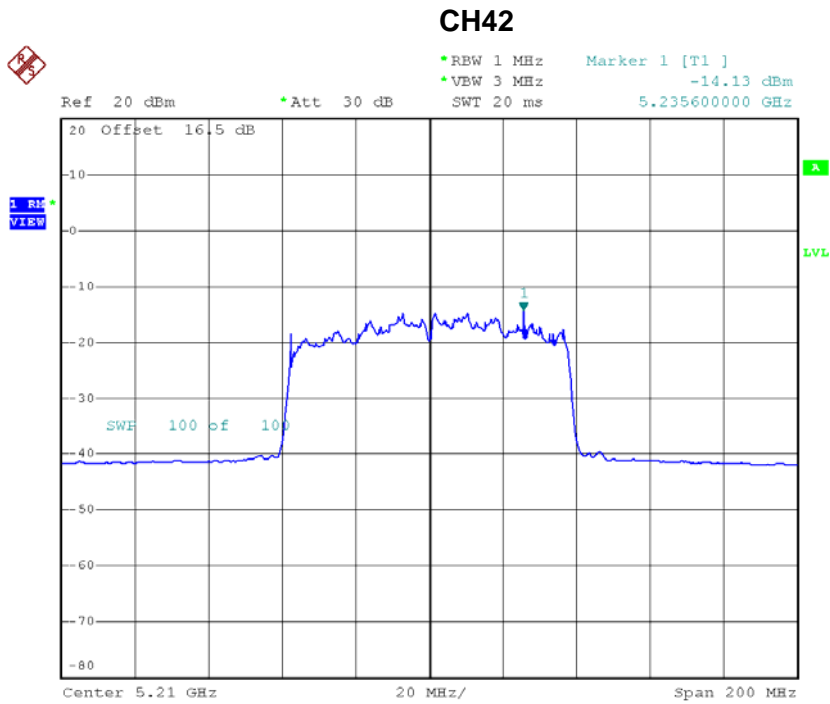
TX CH159



Date: 5.OCT.2016 14:14:10

Test Mode: UNII-1/TX AC80 Mode_CH42

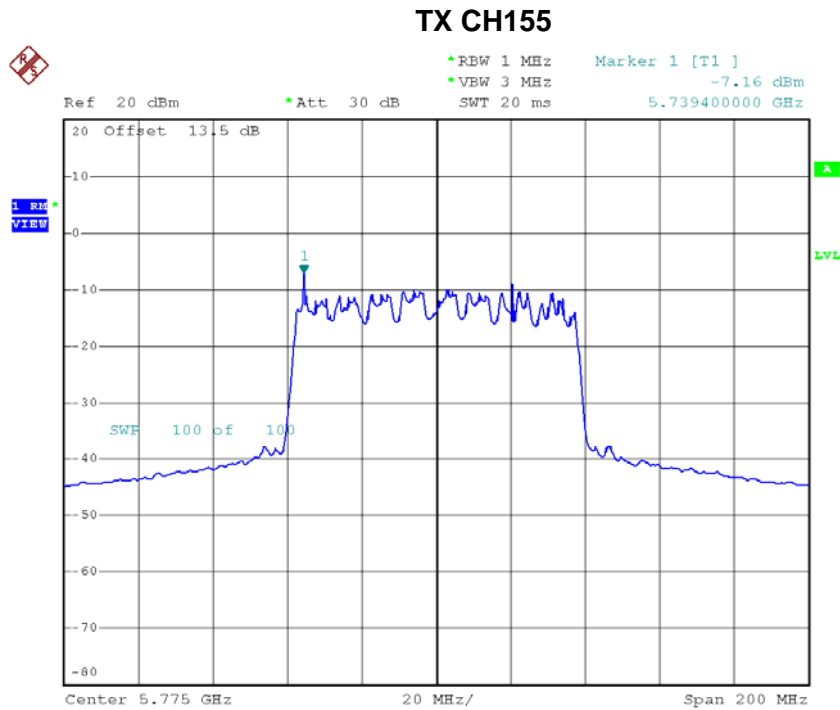
Channel	Frequency (MHz)	Power Density (dBm/MHz)	Duty Factor	Power Density + Duty Factor (dBm/MHz)	Limit (dBm/MHz)
CH42	5210	-14.13	1.42	-12.71	17.00



Date: 5.OCT.2016 14:17:32

Test Mode: UNII-3/ TX AC80 Mode_CH155

Channel	Frequency (MHz)	Power Density (dBm/500kHz)	Duty Factor	Power Density + Duty Factor (dBm/500kHz)	Limit (dBm/500kHz)
CH155	5775	-7.16	1.42	-5.74	30.00



Date: 5.OCT.2016 14:19:30

ATTACHMENT I - FREQUENCY STABILITY

Test Mode:	UNII-1
-------------------	--------

Voltage vs. Frequency Stability

Voltage	Measurement Frequency (MHz)
(V)	5180.0000
132	5180.0016
120	5180.0028
108	5180.0044
Max. Deviation (MHz)	0.0044
Max. Deviation (ppm)	0.8494

Temperature vs. Frequency Stability

Temperature	Measurement Frequency (MHz)
(°C)	5180.0000
-5	5180.0068
5	5180.0080
15	5180.0092
25	5180.0104
35	5180.0012
45	5180.0132
50	5180.0056
Max. Deviation (MHz)	0.0132
Max. Deviation (ppm)	2.5483

Test Mode:	UNII-3
-------------------	---------------

Voltage vs. Frequency Stability

Voltage	Measurement Frequency (MHz)
(V)	5745.0000
132	5745.0068
120	5745.0092
108	5745.0108
Max. Deviation (MHz)	0.0108
Max. Deviation (ppm)	1.8799

Temperature vs. Frequency Stability

Temperature	Measurement Frequency (MHz)
(°C)	5745.0000
-5	5745.0128
5	5745.0128
15	5745.0136
25	5745.0140
35	5745.0148
45	5745.0152
50	5745.0120
Max. Deviation (MHz)	0.0152
Max. Deviation (ppm)	2.6458