

PHOTOGRAPHS OF THE TEST CONFIGURATION


Conducted Emission Test
Test Mode A




Conducted Emission Test
Test Mode B




Radiated Emission Test (9kHz ~ 30MHz)
Test Mode A




Radiated Emission Test (9kHz ~ 30MHz)
Test Mode B



Radiated Emission Test (30MHz ~ 1GHz)
Test Mode A



Radiated Emission Test (30MHz ~ 1GHz)
Test Mode B



MPE
E-Field (Left) (Charging Mode)



E-Field (Right) (Charging Mode)




E-Field (Top) (Charging Mode)



E-Field (Bottom) (Charging Mode)




E-Field (Z-axis_Above: 20cm) (Charging Mode)



H-Field (Left) (Charging Mode)



H-Field (Right) (Charging Mode)




H-Field (Top) (Charging Mode)



H-Field (Bottom) (Charging Mode)




H-Field (Z-axis_Above: 20cm) (Charging Mode)



E-Field (Left) (Standby Mode)



E-Field (Right) (Standby Mode)




E-Field (Top) (Standby Mode)



E-Field (Bottom) (Standby Mode)




E-Field (Z-axis_Above: 20cm) (Standby Mode)



H-Field (Left) (Standby Mode)




H-Field (Right) (Standby Mode)



H-Field (Top) (Standby Mode)



H-Field (Bottom) (Standby Mode)



H-Field (Z-axis_Above: 20cm) (Standby Mode)

