

DARE!!

DARE!! Calibrations Calibration services

Vijzelmolenlaan 7
3447 GX Woerden
The Netherlands

Tel. +31 348 431 807
Fax +31 348 430 645
www.dare.nl
calibrations@dare.nl

CERTIFICATE OF CALIBRATION

Applicant: Bureau Veritas Consumer Products Service (H.K.) Ltd.
Taoyuan Branch

Order by: EMC Instruments corporation
1F, No.8, Lane38 WenSan 3rd street
Kwei-Shan Hsiang Taoyuan Hsien

Instrument: Read out unit + E-field probe (100 kHz - 3 GHz)
manufacturer Narda / Wandel & Goltermann
type NBM-550 + EF 0391
serial number B-0872 + A-0779
identification E2-020090 + E2-020091
asset number. 140000124

Calibration method: The calibration is carried out according to IEC 61000-4-3 (2006-02) + A1 (2007-11) + A2 (2010-03).

The instrument was allowed to acclimatize for at least 2 hours before any measurements were made.

During calibration, all axis of the field probe are switched on as in the normal isotropic mode of operation of the probe.

Up to 150 MHz, the calibration is performed in a TEM cell. The calculated field method is used for the calibration.

The calibration of frequencies from 200 MHz is carried out in a full anechoic room. Over the frequency range of 200 MHz to 1000 MHz, the standard transfer method is used. For frequencies from 1200 MHz, the calculated field method is used.

The polarization of the E-field is vertical. For each frequency and field strength setting, the field probe is rotated so that each position is aligned with the E-field. The position under test is always perpendicular to the direction of propagation and parallel to the E-field.

Page 11 and 12 describes the orientation of the DUT during calibration.

$$\text{Correction Factor} = \frac{\text{Applied field strength}}{\text{Measured field strength}}$$

Position I: probe horizontal, perpendicular to the field, display horizontal (up). Probe head aligned with center of the antenna, probe box to the right.

Certificate number 201600477.00

Page 1 of 13

The Raad voor Accreditatie is one of the signatories of the Multilateral Agreement of the European Co-operation for Accreditation (EA) for the mutual recognition of calibration certificates.

Reproduction of the complete certificate is allowed. Parts of the certificate may only be reproduced with written approval of the calibration laboratory.

This certificate is issued provided that neither DARE!! Calibrations nor the Raad voor Accreditatie does assume any liability.

Dijkstra Advice, Research & EMC Services B.V.
KvK Utrecht 30138675
Rabobank Utrechtse Waarden e.o.
IBAN: NL19RABO0158313704 • SWIFT code RABONL2U
Eori-number: NL805613468
VAT number: NL8056.13.468.B01



Position 2: probe horizontal, perpendicular to the field, display aligned vertical, to the front facing the antenna. Probe head aligned with center of the antenna, probe box to the right.

Position 3: probe horizontal, perpendicular to the field, display horizontal (down). Probe head aligned with center of the antenna, probe box to the right.

.The linearity is compared to the limits given by the IEC 61000-4-3 standard as mentioned at page 13.

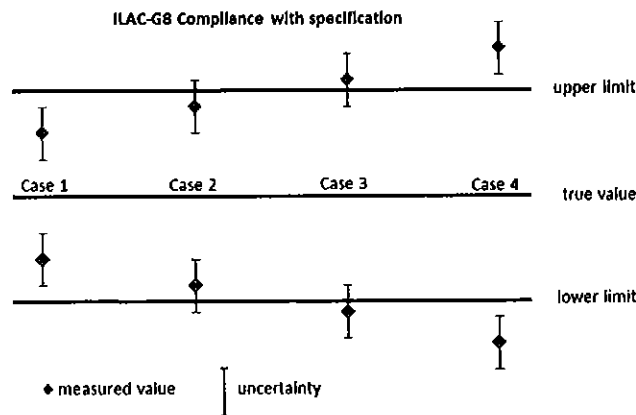
Ambient conditions: The calibration was carried out in a screened room, at an ambient temperature of $(23 \pm 2)^{\circ}\text{C}$ and a relative humidity of $(50 \pm 10)\%$.

Period of calibration: 2016 February, 8 to 2016 February, 9.

Due date: 2017 February, 9

Results: Final result: PASS. This pass or fail statement excludes the measurement uncertainty. The results are listed on page 5 to 9. The results of comparisons with specifications are shown in the column 'Remarks'. Reported statements comply with ILAC-G8 (2009-03): 'Guidelines on the Reporting of Compliance with Specification'. The following remarks can be reported:

- (a) Case 1 - 'Pass' or no remark if:
The measurement result is within (or below) the specification limit when the measurement uncertainty is taken into account.
- (b) Case 4 - 'Out of specs.' if:
The measurement result is outside (or above) the specification limit when the measurement uncertainty is taken into account
- (c) Case 2 & 3 - 'Border value' if:
It is not possible to state compliance using a 95% coverage probability for the expanded uncertainty.



No adjustments have been made to the instrument.
The measured values were calculated from a single sample.



DARE!! Calibrations Calibration services

Vijzelmolenlaan 7
3447 GX Woerden
The Netherlands

Tel. +31 348 431 807
Fax +31 348 430 645
www.dare.nl
calibrations@dare.nl

Uncertainty: The reported expanded uncertainty of measurement is stated as the standard uncertainty of measurement multiplied by the coverage factor $k = 2$, which for a normal distribution corresponds to a coverage probability of approximately 95%. The standard uncertainty of measurement has been determined in accordance with EA publication EA-4/02.

The uncertainties refer to the measured values only with no account being taken of the ability of the instruments under test to maintain their calibration.

Traceability: The measurements have been executed using standards for which the traceability to (inter)national standards has been demonstrated towards the RvA.

Description	Identification	Certificate number	Last calibration date
Signal Generator	ID 1265	RvA K063/201501248.00	October 2015
Power meter	ID 1247	RvA K063/201404632.01	November 2014
Power head	ID 1248	RvA K063/201404632.01	November 2014
RF Amplifier	ID 7387	D.A.R.E!! Calibrations/201501265.00	October 2015
Coupler	ID 7432	RvA K063/201500583.00	April 2015
TEM cell	ID 1073	-/No cal required	-
Attenuator 30dB	ID 1313	RvA K063/201600022.00	January 2016
Termination 50 ohms, N-type	ID 1545	/No cal required	-
Radcentre, Siemens	ID 7407	-/No cal required	-

Description	Identification	Certificate number	Last calibration date
Signal Generator	ID 3049	RvA K063/201500914.00	April 2015
Signal Generator	ID 7340	RvA K063/201500915.00	April 2015
RF Amplifier	ID 1003	D.A.R.E!! Calibrations/201405072.00	January 2015
RF Amplifier	ID 1163	D.A.R.E!! Calibrations/201405073.00	December 2014
RF Amplifier	ID 1164	-/No cal required	-
RF Amplifier	ID 1347	D.A.R.E!! Calibrations/201403073.00	June 2014
Power head	ID 7406	RvA K063/201500912.00	May 2015
Attenuator 30dB	ID 7193	RvA K063/201600013.00	January 2016
Attenuator 20dB	ID 7196	RvA K063/201600016.00	January 2016
Coupler	ID 1005	RvA K063/201501244.00	September 2015
Coupler	ID 7422	RvA K063/201503883.00	October 2015
Antenna Horn	ID 1218	RvA K063/201401760.00	-
Antenna Horn	ID 1169	RvA K063/201404331.00	November 2014
Antenna Horn	ID 7395	-/No cal required	-
Antenna Horn	ID 1156	RvA K063/201404330.00	November 2014
Antenna Horn	ID 7316	-/No cal required	-
Antenna Horn	ID 7317	-/No cal required	-
Antenna Horn	ID 7447	-/No cal required	-
Antenna Horn	ID 7448	-/No cal required	-
Antenna Horn	ID 7449	-/No cal required	-

Certificate number 201600477.00

Page 3 of 13



DARE!!

DARE!! Calibrations Calibration services

Vijzelmolenlaan 7
3447 GX Woerden
The Netherlands

Tel. +31 348 431 807
Fax +31 348 430 645
www.dare.nl
calibrations@dare.nl


<u>Description</u>	<u>Identification</u>	<u>Certificate number</u>	<u>Last calibration date</u>
Antenna Horn	ID 7450	-/No cal required	-
Antenna Horn	ID 7293	-/No cal required	-
Antenna Horn	ID 7294	-/No cal required	-
Field sensor	ID 7457	NPL/2015080200-1	September 2015
Field sensor	ID 7273	NPL/2014090127-1	September 2014
Anechoic Room	ID 7092	-/No cal required	-


Date

Calibrated by

Checked by

2016 February, 9


B. Anyud
Calibration Engineer


D. van der Vlugt
Director

Certificate number 201600477.00

Page 4 of 13

Dijkstra Advice, Research & EMC Services B.V.
KvK Utrecht 30138675
Rabobank Utrechtse Waarden e.o.
IBAN: NL19RABO0158313704 • SWIFT code RABONL2U
Eori-number: NL805613468
VAT number: NL8056.13.468.B01



DARE!!

DARE!! Calibrations Calibration services

Vijzelmolenlaan 7
3447 GX Woerden
The Netherlands

Tel. +31 348 431 807
Fax +31 348 430 645
www.dare.nl
calibrations@dare.nl

E-field Probe linearity (Position 1)				
Frequency: 50 MHz				
Range: range less				
APPLIED FIELD [V/m]	MEASURED FIELD [V/m]	LINEARITY ± UNCERTAINTY	REMARKS DUE TO SPECIFICATIONS	CORRECTION FACTOR
10,02	9,72	(-0,11 ± 0,35) dB		1,03
11,23	10,89	(-0,10 ± 0,32) dB		1,03
12,60	12,19	(-0,08 ± 0,29) dB		1,03
14,14	13,63	(-0,05 ± 0,27) dB		1,04
15,8	15,2	(-0,03 ± 0,26) dB		1,04
17,9	17,2	(-0,02 ± 0,24) dB		1,04
20,1	19,3	0 dB (Reference)		1,04
22,5	21,5	(0,01 ± 0,22) dB		1,04
25,3	24,1	(0,02 ± 0,21) dB		1,05
28,1	26,9	(0,03 ± 0,20) dB		1,05
31,6	30,1	(0,03 ± 0,20) dB		1,05
35,4	33,8	(0,03 ± 0,19) dB		1,05
39,7	38,0	(0,02 ± 0,19) dB		1,05

E-field Probe linearity (Position 2)				
Frequency: 50 MHz				
Range: range less				
APPLIED FIELD [V/m]	MEASURED FIELD [V/m]	LINEARITY ± UNCERTAINTY	REMARKS DUE TO SPECIFICATIONS	CORRECTION FACTOR
10,11	10,00	(-0,10 ± 0,34) dB		1,01
11,20	11,06	(-0,09 ± 0,31) dB		1,01
12,58	12,38	(-0,07 ± 0,29) dB		1,02
14,10	13,87	(-0,06 ± 0,27) dB		1,02
15,9	15,6	(-0,04 ± 0,25) dB		1,02
17,9	17,5	(-0,02 ± 0,23) dB		1,02
20,1	19,7	0 dB (Reference)		1,02
22,6	22,0	(0,00 ± 0,22) dB		1,02
25,3	24,7	(0,01 ± 0,21) dB		1,02
28,2	27,5	(0,02 ± 0,20) dB		1,03
31,7	30,9	(0,03 ± 0,19) dB		1,03
35,6	34,6	(0,03 ± 0,19) dB		1,03
39,9	38,9	(0,02 ± 0,18) dB		1,03

Certificate number 201600477.00

Page 5 of 13

Dijkstra Advice, Research & EMC Services B.V.
KvK Utrecht 30138675
Rabobank Utrechtse Waarden e.o.
IBAN: NL19RABO0158313704 • SWIFT code RABONL2U
Eori-number: NL805613468
VAT number: NL8056.13.468.B01



DARE!!

DARE!! Calibrations Calibration services

Vijzelmolenlaan 7
3447 GX Woerden
The Netherlands

Tel. +31 348 431 807
Fax +31 348 430 645
www.dare.nl
calibrations@dare.nl

E-field Probe linearity (Position 3)				
Frequency: 50 MHz				
Range: range less				
APPLIED FIELD [V/m]	MEASURED FIELD [V/m]	LINEARITY ± UNCERTAINTY	REMARKS DUE TO SPECIFICATIONS	CORRECTION FACTOR
10,01	9,97	(-0,10 ± 0,34) dB		1,00
11,24	11,17	(-0,08 ± 0,31) dB		1,01
12,60	12,50	(-0,06 ± 0,29) dB		1,01
14,15	14,01	(-0,05 ± 0,27) dB		1,01
15,8	15,6	(-0,02 ± 0,25) dB		1,01
17,8	17,5	(-0,01 ± 0,23) dB		1,01
20,0	19,7	0 dB (Reference)		1,02
22,4	22,0	(0,02 ± 0,22) dB		1,02
25,1	24,7	(0,03 ± 0,21) dB		1,02
28,4	27,8	(0,04 ± 0,20) dB		1,02
31,8	31,2	(0,04 ± 0,19) dB		1,02
35,8	35,1	(0,03 ± 0,19) dB		1,02
40,1	39,4	(0,03 ± 0,18) dB		1,02

Certificate number 201600477.00

Page 6 of 13

Dijkstra Advice, Research & EMC Services B.V.
KvK Utrecht 30138675
Rabobank Utrechtse Waarden e.o.
IBAN: NL19RABO0158313704 • SWIFT code RABONL2U
Eori-number: NL805613468
VAT number: NL8056.13.468.B01



DARE!!

DARE!! Calibrations Calibration services

Vijzelmolenlaan 7
3447 GX Woerden
The Netherlands

Tel. +31 348 431 807
Fax +31 348 430 645
www.dare.nl
calibrations@dare.nl

E-field Probe frequency response

Frequency range: 100 kHz – 150 MHz

Probe orientation: monopole in the same plane as E-field

Septum height: 0,45 m

Range: range less

FREQUENCY [MHz]	APPLIED FIELD [V/m]			MEASURED FIELD [V/m]			CF ± UNCERTAINTY		
	Pos 1	Pos 2	Pos 3	Pos 1	Pos 2	Pos 3	Pos 1	Pos 2	Pos 3
0,1	20,0	20	20	15,8	16,3	16,9	1,26 ± 0,25	1,23 ± 0,24	1,19 ± 0,24
0,2	20	20	20	18,2	18,5	19,1	1,10 ± 0,22	1,09 ± 0,21	1,05 ± 0,21
0,3	20	20	20	19,0	19,4	19,8	1,05 ± 0,21	1,04 ± 0,21	1,02 ± 0,20
0,4	20	20,0	20,0	19,6	19,5	19,8	1,03 ± 0,20	1,02 ± 0,20	1,01 ± 0,20
0,5	20	20	20	19,8	19,9	20	1,02 ± 0,20	1,01 ± 0,20	1,00 ± 0,20
0,6	19,9	20	20	19,6	20,0	20	1,01 ± 0,20	1,01 ± 0,20	1,00 ± 0,20
0,7	20	20	20	19,8	20	20	1,01 ± 0,20	1,00 ± 0,20	1,00 ± 0,20
0,8	20	19,9	19,9	20,0	19,9	20,0	1,01 ± 0,20	1,00 ± 0,20	1,00 ± 0,20
0,9	20	20	20,0	19,8	20	20	1,01 ± 0,20	1,00 ± 0,20	1,00 ± 0,20
1	20	20	20	19,9	20	20	1,01 ± 0,20	1,00 ± 0,20	0,99 ± 0,20
2	20	20	20	19,6	20	20	1,02 ± 0,20	1,00 ± 0,20	1,00 ± 0,20
3	20	20	20	19,6	20	20	1,02 ± 0,20	1,00 ± 0,20	1,00 ± 0,20
4	20	20	20	19,6	20	20	1,02 ± 0,20	1,00 ± 0,20	1,00 ± 0,20
5	20,0	20	20	19,6	20	20	1,02 ± 0,20	1,00 ± 0,20	0,99 ± 0,20
6	20	19,9	20,0	19,9	20	20	1,01 ± 0,20	0,99 ± 0,20	0,99 ± 0,20
7	20	20	19,9	19,7	20	20	1,02 ± 0,20	1,00 ± 0,20	0,99 ± 0,20
8	19,9	20	20,0	19,6	20,0	20	1,02 ± 0,20	1,00 ± 0,20	0,99 ± 0,20
9	20	20	20	19,8	20	20	1,02 ± 0,20	1,00 ± 0,20	0,99 ± 0,20
10	20,0	20,0	20,0	19,7	20	20	1,01 ± 0,20	1,00 ± 0,20	0,99 ± 0,20
20	20	20	20	19,8	20	20	1,01 ± 0,20	0,99 ± 0,20	0,99 ± 0,19
30	20	19,9	19,9	19,6	19,8	19,9	1,02 ± 0,20	1,00 ± 0,20	1,00 ± 0,20
40	19,9	20	19,9	19,1	19,5	19,5	1,04 ± 0,21	1,03 ± 0,20	1,02 ± 0,20
50	20,0	20,0	19,9	19,1	19,6	19,6	1,04 ± 0,21	1,02 ± 0,20	1,01 ± 0,20
60	20	20	20,0	19,2	19,6	19,7	1,04 ± 0,21	1,02 ± 0,20	1,01 ± 0,20
70	20	20,0	19,9	19,2	19,6	19,7	1,04 ± 0,21	1,02 ± 0,20	1,01 ± 0,20
80	19,8	19,8	20	19,1	19,5	19,8	1,04 ± 0,21	1,02 ± 0,20	1,01 ± 0,20
90	19,9	20	20	19,2	19,8	19,9	1,04 ± 0,21	1,01 ± 0,20	1,01 ± 0,20
100	19,8	20	20	19,2	19,7	19,9	1,03 ± 0,20	1,01 ± 0,20	1,00 ± 0,20
150	19,9	20	20	19,4	20	20	1,02 ± 0,20	0,99 ± 0,20	0,99 ± 0,20

Certificate number 201600477.00

Page 7 of 13

Dijkstra Advice, Research & EMC Services B.V.
KvK Utrecht 30138675
Rabobank Utrechtse Waarden e.o.
IBAN: NL19RABO0158313704 • SWIFT code RABONL2U
Eori-number: NL805613468
VAT number: NL8056.13.468.B01



DARE!!

DARE!! Calibrations Calibration services

Vijzelmolenlaan 7
3447 GX Woerden
The Netherlands

Tel. +31 348 431 807
Fax +31 348 430 645
www.dare.nl
calibrations@dare.nl

E-field Probe frequency response

Frequency range: 200 MHz – 1000 MHz

Probe orientation: monopole in the same plane as E-field

Antenna distance: 2,0 m

Range: rangeless

FREQUENCY [MHz]	APPLIED FIELD [V/m]			MEASURED FIELD [V/m]			CF ± UNCERTAINTY		
	Pos 1	Pos 2	Pos 3	Pos 1	Pos 2	Pos 3	Pos 1	Pos 2	Pos 3
200	20,0	20,1	20,0	21,1	19,1	20,0	0,95 ± 0,14	1,05 ± 0,16	1,00 ± 0,15
250	19,8	19,9	19,9	20,5	20,4	19,9	0,96 ± 0,14	0,98 ± 0,14	1,00 ± 0,15
300	20,3	20,3	20,2	20,9	20,9	20,8	0,97 ± 0,14	0,97 ± 0,14	0,97 ± 0,14
350	20,1	20,0	20,0	20,1	19,8	20,4	1,00 ± 0,15	1,01 ± 0,15	0,98 ± 0,15
400	19,7	19,8	20,0	19,8	19,6	20,8	1,00 ± 0,15	1,01 ± 0,15	0,96 ± 0,14
450	19,9	19,8	19,9	20,1	19,6	20,8	0,99 ± 0,15	1,01 ± 0,15	0,96 ± 0,14
500	19,6	19,5	19,7	20,0	19,7	21,2	0,98 ± 0,14	0,99 ± 0,15	0,93 ± 0,14
550	19,8	19,8	19,9	20,6	19,5	20,6	0,96 ± 0,14	1,02 ± 0,15	0,97 ± 0,14
600	19,8	19,8	19,9	21,5	20,4	21,1	0,92 ± 0,14	0,97 ± 0,14	0,94 ± 0,14
650	20,1	20,3	20,2	21,2	21,4	20,9	0,95 ± 0,14	0,95 ± 0,14	0,97 ± 0,14
700	20,1	20,3	20,2	21,0	22,1	20,6	0,96 ± 0,14	0,92 ± 0,14	0,98 ± 0,15
750	19,8	19,9	19,7	20,6	22,4	20,3	0,96 ± 0,14	0,89 ± 0,13	0,97 ± 0,14
800	19,8	20,0	19,9	20,9	22,7	20,3	0,95 ± 0,14	0,88 ± 0,13	0,98 ± 0,15
850	20,3	20,2	20,3	22,3	22,7	21,0	0,91 ± 0,13	0,89 ± 0,13	0,97 ± 0,14
900	20,3	20,3	20,2	22,4	21,9	21,0	0,91 ± 0,13	0,92 ± 0,14	0,96 ± 0,14
950	20,5	20,5	20,5	20,9	20,8	19,9	0,98 ± 0,14	0,98 ± 0,15	1,03 ± 0,15
1000	19,8	19,9	19,8	20,3	20,0	19,9	0,97 ± 0,14	1,00 ± 0,15	0,99 ± 0,15



DARE!!

DARE!! Calibrations Calibration services

Vijzelmolenlaan 7
3447 GX Woerden
The Netherlands

Tel. +31 348 431 807
Fax +31 348 430 645
www.dare.nl
calibrations@dare.nl

E-field Probe isotropy				
Applied field: 20 V/m				
FREQUENCY	MEASURED FIELD	MEASURED FIELD	MEASURED FIELD	ANISOTROPY ± UNCERTAINTY
[MHz]	Position 1 [V/m]	Position 2 [V/m]	Position 3 [V/m]	[dB]
0,1	15,8 V/m	16,2 V/m	16,8 V/m	(0,3 ± 2,2) dB
1	19,8 V/m	20,1 V/m	20,1 V/m	(0,1 ± 2,2) dB
10	19,7 V/m	20,1 V/m	20,2 V/m	(0,1 ± 2,2) dB
100	19,4 V/m	19,7 V/m	19,9 V/m	(0,1 ± 2,2) dB
1000	20,6 V/m	20,0 V/m	20,2 V/m	(0,1 ± 1,7) dB

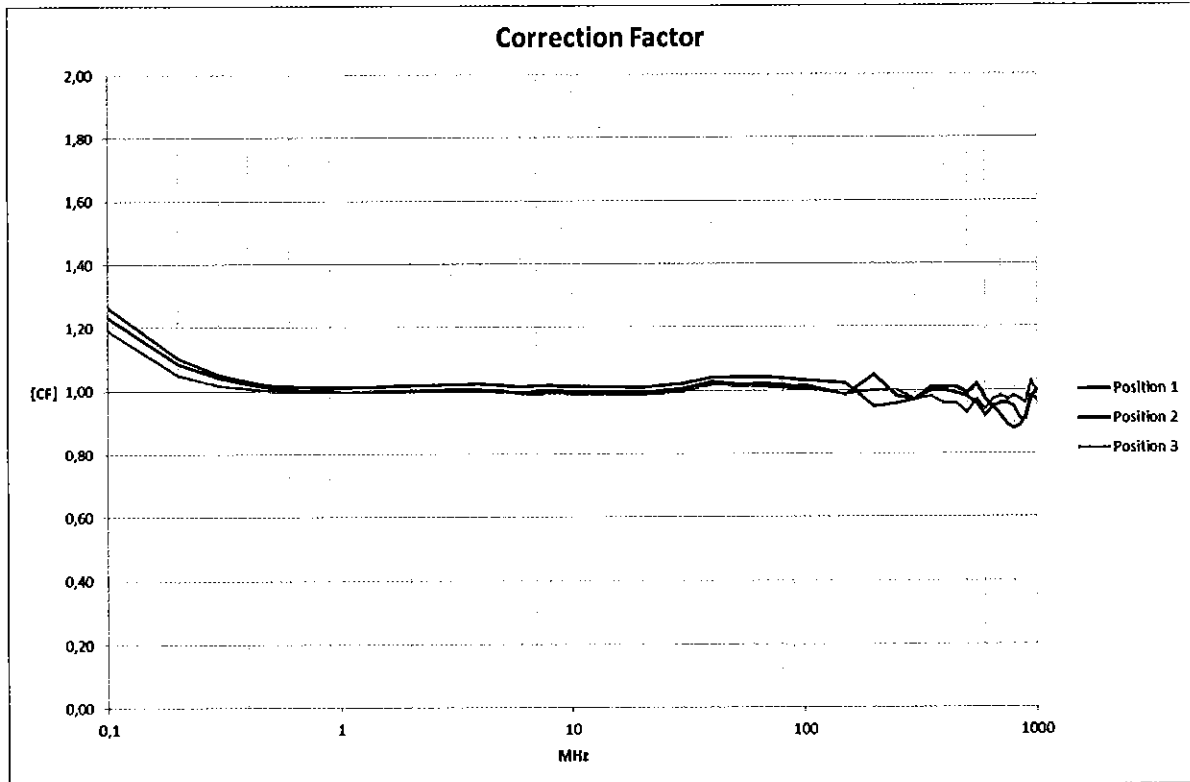


DARE!!

DARE!! Calibrations Calibration services

Vijzelmolenlaan 7
3447 GX Woerden
The Netherlands

Tel. +31 348 431 807
Fax +31 348 430 645
www.dare.nl
calibrations@dare.nl



DARE!!

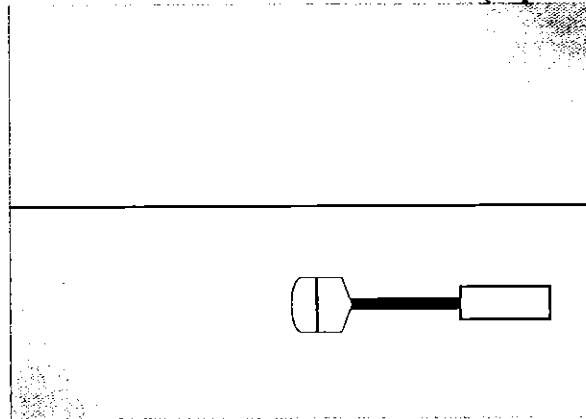
DARE!! Calibrations
Calibration services

Vijzelmolenlaan 7
3447 GX Woerden
The Netherlands

Tel. +31 348 431 807
Fax +31 348 430 645
www.dare.nl
calibrations@dare.nl

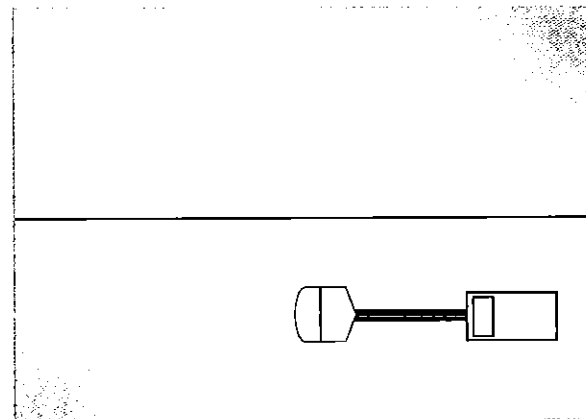
Probe orientation in Tem Cell 10 kHz – 150 MHz (Input side view)

Position 1



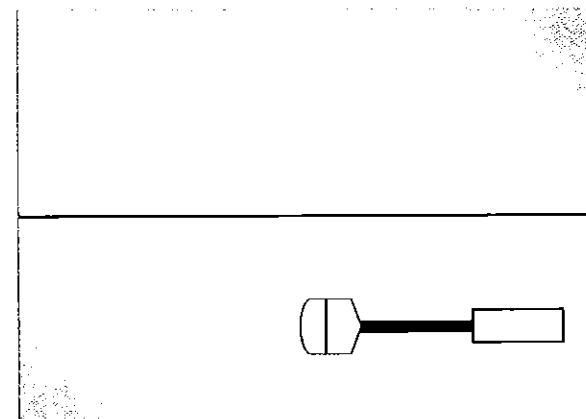
Septum

Position 2



Septum

Position 3



Septum

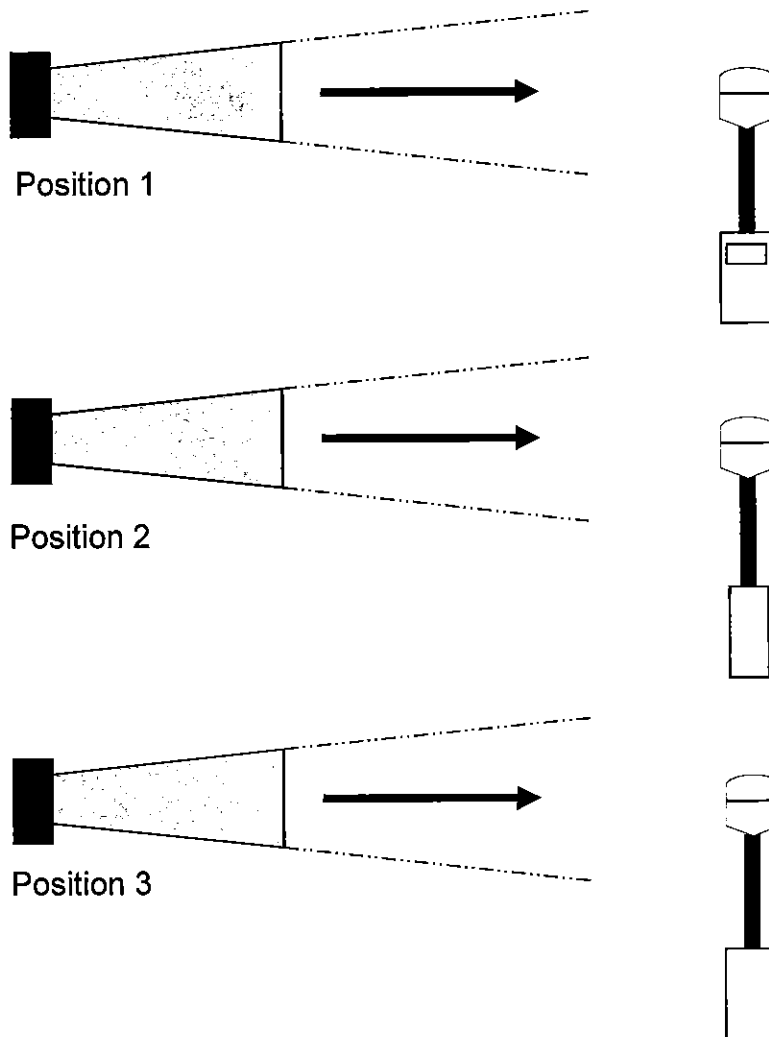
Certificate number 201600477.00

Page 11 of 13

Dijkstra Advice, Research & EMC Services B.V.
KvK Utrecht 30138675
Rabobank Utrechtse Waarden e.o.
IBAN: NL19RABO0158313704 • SWIFT code RABONL2U
Eori-number: NL805613468
VAT number: NL8056.13.468.B01



Probe orientation in anechoic room 200 MHz – 40 GHz (Top view)



DARE!!

DARE!! Calibrations Calibration services

Vijzelmolenlaan 7
3447 GX Woerden
The Netherlands

Tel. +31 348 431 807
Fax +31 348 430 645
www.dare.nl
calibrations@dare.nl

IEC 61000-4-3 (2006-02) + A1 (2007-11) + A2 (2010-03) specifications

Linearity check

± 0,5 dB

Certificate number 201600477.00

Page 13 of 13

Dijkstra Advice, Research & EMC Services B.V.
KvK Utrecht 30138675
Rabobank Utrechtse Waarden e.o.
IBAN: NL19RABO0158313704 • SWIFT code RABONL2U
Eori-number: NL805613468
VAT number: NL8056.13.468.B01

