


## PHOTOGRAPHS OF THE TEST CONFIGURATION

Conducted Emission Test


Test Mode A




Conducted Emission Test  
Test Mode B




Radiated Emissions 9kHz ~ 30MHz  
Test Mode A




Radiated Emissions 9kHz ~ 30MHz  
Test Mode B




Radiated Emissions 30MHz ~ 1GHz  
Test Mode A




Radiated Emissions 30MHz ~ 1GHz  
Test Mode B




RF Exposure  
E-Field (Left) (Charging Mode)



E-Field (Right) (Charging Mode)



E-Field (Top) (Charging Mode)



E-Field (Bottom) (Charging Mode)

