

PHOTOGRAPHS OF THE TEST CONFIGURATION


E-Field (Charging Mode with Load - Left)



E-Field (Charging Mode with Load - Right)




E-Field (Charging Mode with Load - Top)




E-Field (Charging Mode with Load - Bottom)




E-Field (Charging Mode with Load - Z-axis)




E-Field (Charging Mode with 3mm gap - Left)



E-Field (Charging Mode with 3mm gap - Right)




E-Field (Charging Mode with 3mm gap - Top)




E-Field (Charging Mode with 3mm gap - Bottom)



E-Field (Charging Mode with 3mm gap - Z-axis)



E-Field (Standby Mode - Left)



E-Field (Standby Mode - Right)



E-Field (Standby Mode - Top)



E-Field (Standby Mode - Bottom)



E-Field (Standby Mode - Z-axis)




H-Field (Charging Mode with Load - Left)



H-Field (Charging Mode with Load - Right)




H-Field (Charging Mode with Load - Top)




H-Field (Charging Mode with Load - Bottom)




H-Field (Charging Mode with Load - Z-axis)




H-Field (Charging Mode with 3mm gap - Left)



H-Field (Charging Mode with 3mm gap - Right)




H-Field (Charging Mode with 3mm gap - Top)




H-Field (Charging Mode with 3mm gap - Bottom)



H-Field (Charging Mode with 3mm gap - Z-axis)



H-Field (Standby Mode - Left)



H-Field (Standby Mode - Right)



H-Field (Standby Mode - Top)



H-Field (Standby Mode - Bottom)



H-Field (Standby Mode - Z-axis)

