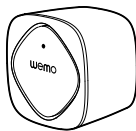


1

You must have a WeMo Link and WeMo app for sensors to work.

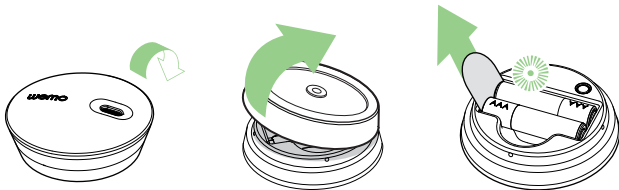
You must have a WeMo Link and WeMo app for sensors to work.



2

Pairing: Open battery door and pull battery tab. LED will blink for 5 minutes.

Pairing: Open battery door and pull battery tab. LED will blink for 5 minutes.



3

Setup in the WeMo app.

- iOS: More>Add WeMo Link Devices
- Android: Menu>Add WeMo Link Devices

You may add multiple sensors at the same time.

If LED stops before you finish, press the restore button again.

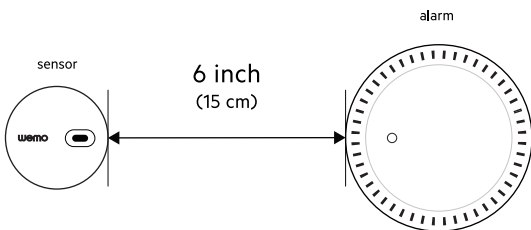
You may add multiple sensors at the same time.

If LED stops before you finish, press the restore button again.

4

Mount sensor with tape or screw next to your alarm.

Mount sensor with tape or screw next to your alarm.



5

Test alarm using the button in the app.

6

For help, go to [www.wemothat.com/us/sensor-support](http://www.wemothat.com/us/sensor-support)