

Antenna Sample Datasheet

entry name:	B06-2-R
Material category:	BT antenna
Antenna Type	PIFA
Antenna Material	FPC
edition:	A0
Date:	2024. 07. 17

Contents

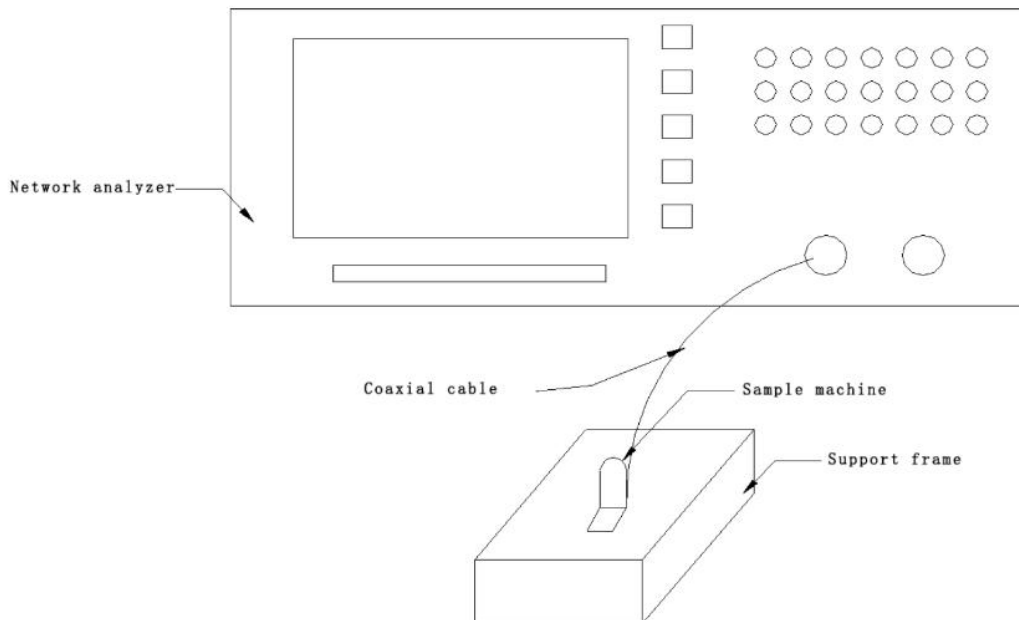
1: Antenna test equipment.....	1
2: Passive test report.....	3
3: Matching circuit.....	5
4: Structural drawing.....	6
5: Antenna diagram.....	7

1: Antenna test equipment

List of meters: Agilent 5071B;




1.1 The principle diagram of the ETS anechoic chamber



Picture1. Antenna static test connection method

1.2 Pictures of the ETS anechoic chamber

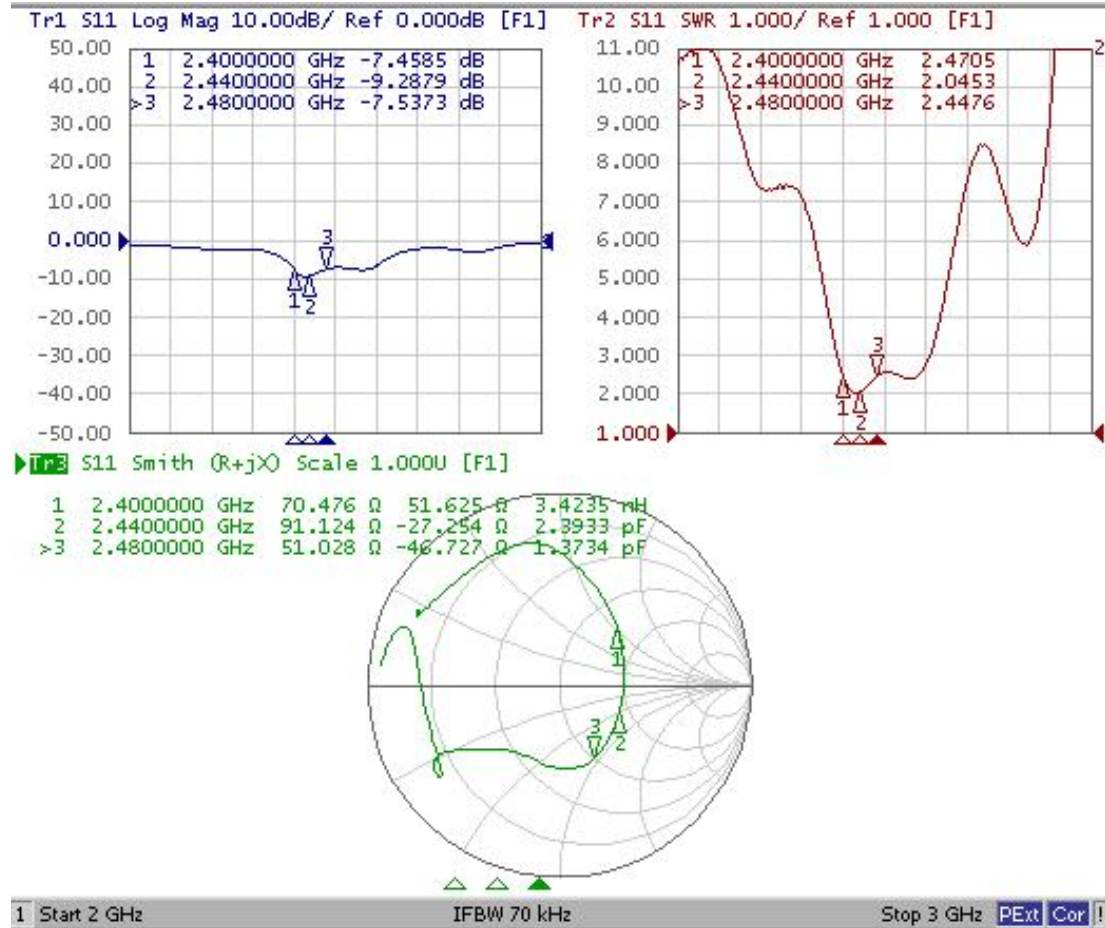


Inside the ETS anechoic chamber



2: Passive test report

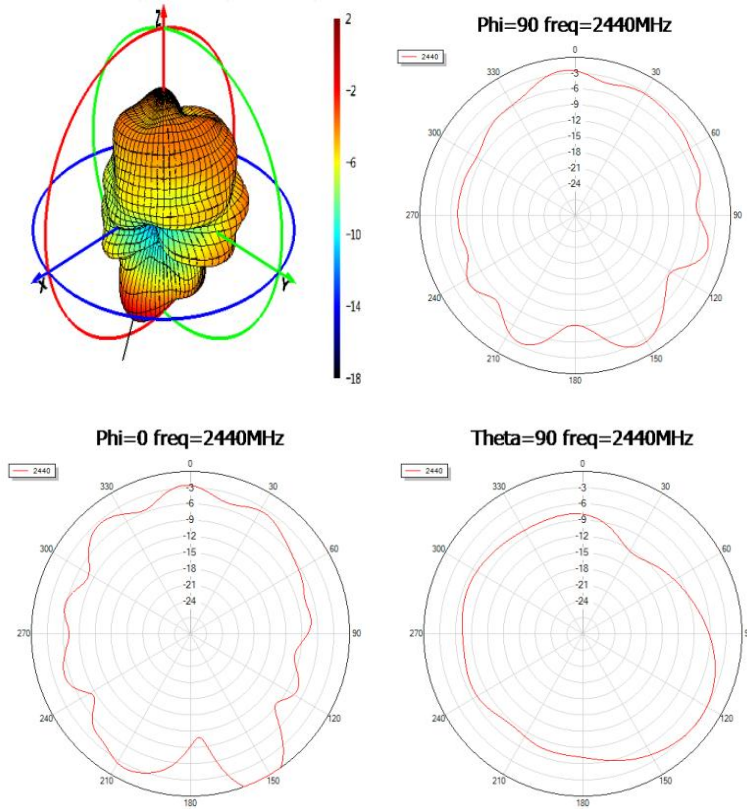
2.1: BT antenna S11 parameters



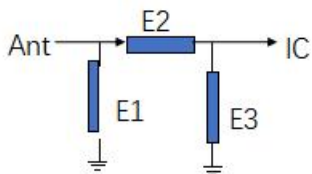
2.2: Passive efficiency of antenna

Freq(MHz)	Gain(dBi)	Efficiency(%)
2400	0.44	20.39
2410	0.63	20.75
2420	0.55	21.22
2430	0.78	21.58
2440	0.57	22.56
2450	0.19	23.69
2460	0.48	21.47
2470	0.51	22.05
2480	0.36	20.57

2.3: Passive pattern of BT antenna



3: Matching circuit



Element	Value
E1	1.5pF
E2	OR
E3	N/A

5: Antenna diagram

