



Compliance Testing, LLC

Previously Flom Test Lab

RF, EMC and Safety Testing Experts Since 1963

toll-free: (866) 311-3268

fax: (480) 926-3598

<http://www.ComplianceTesting.com>

info@ComplianceTesting.com

Date: March 19, 2010

Applicant: EMS Technologies Canada, Ltd
400 Maple Grove Rd
Ottawa, ON K2V 1B8
Canada

Attention of: Ron Halka -Director, Business Process Improvement and Quality
Ph: (613) 591-9064 ext. 3244
Fax: (613) 591-9107
E-mail: halka.r@emsaviation.com

Equipment: HSD-400
FCC ID: K6KHSD-400
FCC Rules: Part 87

Gentlemen:

Enclosed please find your copy of the Engineering Test Report for which you are subject to the restrictions as listed on the attached summary.

Once a Telecommunication Certification Body (TCB) issues a Grant the Federal Communication Commission (FCC) has 30 days to review the application and request added information. It is your decision whether or not to market the equipment subject to a possible recall before the end of the 30 days.

If your equipment is still retained by us, it will be returned to you 30 days after approval is achieved. Our invoice for services has been directed to your Accounts Payable Department.

For any additional information please contact us.

Thank you.

Sincerely yours,

John Erhard; Engineering Manager



Summary of Restrictions

1. All submissions to the FCC are subject to **their** Examiner's interpretation.
2. Please allow from 60 to 90 days before hearing from the FCC with regard to any submission.
3. The FCC can set aside any action or modify any action, within 30 days. (FCC Rule 1.108, 1.113).
4. Under Rule 2.803, if device is not type accepted/certificated then it must **not** be sold, leased, offered for sale, imported, shipped or distributed or advertised for sale.
5. FCC can revoke its certificates at any time if the equipment does not meet or **continue** to meet their Rules. (Rule Parts 2.927, 2.939).
6. FCC can request a sample at any time (2.936).



Compliance Testing, LLC
Previously Flom Test Lab
RF, EMC and Safety Testing Experts Since 1963

toll-free: (866) 311-3268

fax: (480) 926-3598

<http://www.ComplianceTesting.com>

info@ComplianceTesting.com

Date: March 19, 2010

Federal Communications Commission
Via: Electronic Filing

Attention: Authorization & Evaluation Division

Applicant: EMS Technologies Canada, Ltd

Equipment: HSD-400

FCC ID: K6KHSD-400

FCC Rules: Part 87

Dear Gentleman:

On behalf of the Applicant, enclosed please find Application Form 731, Engineering Test Report and all pertinent documentation, the whole for approval of the referenced equipment as shown.

We trust the same is in order. Should you need any further information, kindly contact the writer who is authorized to act as agent.

Best regards,

John Erhard; Engineering Manager



Compliance Testing, LLC
Previously Flom Test Lab
RF, EMC and Safety Testing Experts Since 1963

toll-free: (866) 311-3268

fax: (480) 926-3598

<http://www.ComplianceTesting.com>

info@ComplianceTesting.com

Test Report

for

FCC ID: K6KHSD-400

Model: HSD-400

to

Federal Communications Commission

Rule Part(s) 87

Date of report: March 19, 2010

On the Behalf of the Applicant: EMS Technologies Canada, Ltd

At the Request of: EMS Technologies Canada, Ltd
400 Maple Grove Rd
Ottawa, ON K2V 1B8
Canada

Attention of: Ron Halka -Director, Business Process Improvement and Quality
Ph: (613) 591-9064 ext. 3244
Fax: (613) 591-9107
E-mail: halka.r@emsaviation.com

Reviewed by:

John Erhard; Engineering Manager



Test Report Revision History

| Revision | Date | Revised By | Reason for revision |
|----------|----------------|------------|---------------------|
| 1.0 | March 19, 2010 | J. Erhard | Original Document |
| | | | |
| | | | |

List of Exhibits

(FCC **Certification** (Transmitters) - Revised 9/28/98)**Applicant:** EMS Technologies Canada, Ltd**FCC ID:** K6KHSD-400**By Applicant:**

1. Letter of Authorization
2. Confidentiality Request: 0.457 And 0.459
3. Identification Drawings, 2.1033(c)(11)
 - Label
 - Location of Label
 - Compliance Statement
 - Location of Compliance Statement
4. Photographs, 2.1033(c)(12)
5. Documentation: 2.1033(c)
 - (3) User Manual
 - (9) Tune Up Info
 - (10) Schematic Diagram
 - (10) Circuit Description
 - Block Diagram
 - Parts List
 - Active Devices

By Compliance Testing:

- A. Testimonial & Statement of Certification



The Applicant has been cautioned as to the following:

15.21 Information to the User.

The users manual or instruction manual for an intentional radiator shall caution the user that changes or modifications not expressly approved by the party responsible for compliance could void the user's authority to operate the equipment.

15.27(a) Special Accessories.

Equipment marketed to a consumer must be capable of complying with the necessary regulations in the configuration in which the equipment is marketed. Where special accessories, such as shielded cables and/or special connectors are required to enable an unintentional or intentional radiator to comply with the emission limits in this part, the equipment must be marketed with, i.e. shipped and sold with, those special accessories. However, in lieu of shipping or packaging the special accessories with the unintentional or intentional radiator, the responsible party may employ other methods of ensuring that the special accessories are provided to the consumer, without additional charge.

Information detailing any alternative method used to supply the special accessories for a grant of equipment authorization or retained in the verification records, as appropriate. The party responsible for the equipment, as detailed in § 2.879 of this chapter, shall ensure that these special accessories are provided with the equipment. The instruction manual for such devices shall include appropriate instructions on the first page of text concerned with the installation of the device that these special accessories must be used with the device. It is the responsibility of the user to use the needed special accessories supplied with the equipment.



Testimonial and Statement of Certification

This is to Certify:

1. **That** the application was prepared either by, or under the direct supervision of, the undersigned.
2. **That** the technical data supplied with the application was taken under my direction and supervision.
3. **That** the data was obtained on representative units, randomly selected.
4. **That**, to the best of my knowledge and belief, the facts set forth in the application and accompanying technical data are true and correct.

A handwritten signature in black ink, appearing to read "John Erhard".

John Erhard; Engineering Manager

Certifying Engineer:



Table of Contents

| <u>Rule</u> | <u>Description</u> | <u>Page</u> |
|----------------------|--|-------------|
| | Test Report | 2 |
| 2.1033(c)(14) | Rule Summary | 3 |
| | Standard Test Conditions and Engineering Practices | 4 |
| 2.1033(c) | General Information Required | 5 |
| | Test Results Summary | 7 |
| 2.1046, 87.131 | Carrier Output Power (Conducted) | 8 |
| 2.1051, 87.139(i)(1) | Conducted Spurious Emissions | 9 |
| 2.1053, | Field Strength of Spurious Radiation | 27 |
| 2.1049, 87.139(i)(3) | Emission Masks (Occupied Bandwidth) | 31 |
| 2.1055, 87.133(a) | Frequency Stability (Temperature Variation) | 50 |
| 2.1055, 87.133(a) | Frequency Stability (Voltage Variation) | 51 |
| 2.202(g) | Necessary Bandwidth and Emission Bandwidth | 52 |
| | Test Equipment Utilized | 54 |
| | Appendix | 55 |



Required information per ISO 17025-2005, paragraph 5.10.2:

a) **Test Report**

b) Laboratory: Compliance Testing
(FCC: 933597) 3356 N. San Marcos Place, Suite 107
(Canada: IC 2044-A) Chandler, AZ 85225

c) Report Number: d1030018

d) Client: EMS Technologies Canada, Ltd
400 Maple Grove Rd
Ottawa, ON K2V 1B8
Canada

e) Identification: FCC ID: K6KHSD-400
Models: HSD-400
Part Numbers: 1252-A-3201, 1252-A-3202, 1252-A-3102, 1252-A-3101,
1252-A-3100, 1252-A-3200, 1252-A-3105, 1252-A-3205
EUT Description: eNfusion HSD-400 Aeronautical Satcom Transceiver

f) EUT Condition: Not required unless specified in individual tests.

g) Report Date: March 19, 2010

h, j, k): As indicated in individual tests.

i) Sampling method: No sampling procedure used.

l) Measurement Uncertainty: In accordance with Compliance Testing internal quality manual.

m) Reviewed by:

John Erhard; Engineering Manager

n) Results: The results presented in this report relate only to the item tested.

o) Reproduction: This report must not be reproduced, except in full, without written permission from this laboratory.

Accessories used during testing:

| Type | Quantity | Manufacturer | Model | Serial No. | FCC ID |
|------|----------|--------------|-------|------------|--------|
| None | None | None | None | None | None |



Sub-part

2.1033(c)(14):

Test and Measurement Data

All tests and measurement data shown were performed in accordance with FCC Rules and Regulations, Volume II; Part 2, Sub-part J, Sections 2.947, 2.1033(c), 2.1041, 2.1046, 2.1047, 2.1051, 2.1053, 2.1055, 2.1057 and the following individual Parts: 87.



Standard Test Conditions and Engineering Practices

Except as noted herein, the following conditions and procedures were observed during the testing:

In accordance with ANSI/C63.4-2009, and unless otherwise indicated in the specific measurement results, the ambient temperature of the actual EUT was maintained within the range of 10° to 40°C (50° to 104 °F) unless the particular equipment requirements specify testing over a different temperature range. Also, unless otherwise indicated, the humidity levels were in the range of 10% to 87% relative humidity.

Measurement results, unless otherwise noted, are worst-case measurements.

A2LA

"A2LA has accredited Compliance Testing in Chandler, AZ for technical competence in the field of Electrical testing. The accreditation covers the specific tests and types of tests listed on the agreed scope of accreditation. This laboratory meets the requirements of ISO 17025:2005 'General Requirements for the Competence of Testing and Calibration Laboratories' and any additional program requirements in the identified field of testing."

Please refer to www.a2la.org for current scope of accreditation.

Certificate number: 2152.01



TESTING CERT# 2152.01

FCC OATS Reg. #933597

IC Reg. # 2044A-1



List of General Information Required for Certification

In Accordance with FCC Rules and Regulations,
Volume II, Part 2 and to Part 87

Sub-part 2.1033 (c)(1):

Name and Address of Applicant: EMS Technologies Canada, Ltd
400 Maple Grove Rd
Ottawa, ON K2V 1B8
Canada

Manufacturer: EMS Technologies Canada, Ltd
400 Maple Grove Rd
Ottawa, ON K2V 1B8
Canada

(c)(2): **FCC ID:** K6KHSD-400

Model Number: HSD-400

(c)(3): **Instruction Manual(s):**

Please see attached exhibits

(c)(4): **Type of Emission:** BPSK, QPSK, QAM

(c)(5): **Frequency Range, MHz:** 1626.5 – 1660.5

(c)(6): **Power Rating, Watts:** 59.3
 Switchable Variable N/A

FCC Grant Note: None

(c)(7): **Maximum Allowable Power, Watts:** 60

DUT Results: Passes Fails _____



Subpart 2.1033 (continued)

(c)(8): Voltages & currents in all elements in final RF stage, including final transistor or solid-state device:

| | |
|--------------------------|-------|
| Collector Current, A = | 60 mA |
| Collector Voltage, Vdc = | 3.8 |
| Supply Voltage, Vdc = | 3.8 |

(c)(9): **Tune-Up Procedure:**

Please see attached exhibits

(c)(10): **Circuit Diagram/Circuit Description:**

Including description of circuitry & devices provided for determining and stabilizing frequency, for suppression of spurious radiation, for limiting modulation and limiting power.

Please see attached exhibits

(c)(11): **Label Information:**

Please see attached exhibits

(c)(12): **Photographs:**

Please see attached exhibits

(c)(13): **Digital Modulation Description:**

Attached Exhibits
 N/A

(c)(14): **Test and Measurement Data:**

Follows



Test Results Summary

| Specification | Test Name | Pass, Fail, N/A | Comments |
|----------------------|---|-----------------|---|
| 2.1046, 87.131 | Carrier Output Power (Conducted) | Pass | |
| 2.1051, 87.139(i)(1) | Unwanted Emissions (Transmitter Conducted) | Pass | |
| 2.1053 | Field Strength of Spurious Radiation | Pass | |
| 2.1049, 87.139(i)(3) | Emission Masks (Occupied Bandwidth) | Pass | See FCC waiver for allowable variance |
| 2.1047 | Audio Low Pass Filter (Voice Input) | N/A | The EUT does not contain an audio input |
| 2.1047 | Audio Frequency Response | N/A | The EUT does not contain an audio input |
| 2.1047 | Modulation Limiting | N/A | The EUT does not contain an audio input |
| 2.1055, 87.133(a) | Frequency Stability (Temperature Variation) | Pass | |
| 2.1055, 87.133(a) | Frequency Stability (Voltage Variation) | Pass | |



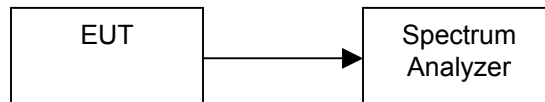
Name of Test: Carrier Output Power (Conducted)
Specification: 2.1046, 87.131
Test Equipment Utilized: 0668, 04806, i00331

Engineer: J. Erhard
Test Date: 3/16/2010

Measurement Procedure

The Equipment Under Test (EUT) was connected directly to a spectrum analyzer with the RBW set to 1 MHz and the VBW set to 3 X RBW which set the RBW greater than the transmit signal ensuring there was no signal suppression while measuring a modulated signal. The peak readings were taken for each modulation type and the result was then compared to the limit.

Test Setup



BPSK Transmitter Peak Output Power

| Tuned Frequency MHz | Measured Power dBm | Measured Power W | Limit W | Result |
|---------------------|--------------------|------------------|---------|--------|
| 1626.5 | 47.73 | 59.3 | 60 | Pass |
| 1643.5 | 47.73 | 59.3 | 60 | Pass |
| 1660.5 | 47.73 | 59.3 | 60 | Pass |

QPSK Transmitter Peak Output Power

| Tuned Frequency MHz | Measured Power dBm | Measured Power W | Limit W | Result |
|---------------------|--------------------|------------------|---------|--------|
| 1626.5 | 47.73 | 59.3 | 60 | Pass |
| 1643.5 | 47.73 | 59.3 | 60 | Pass |
| 1660.5 | 47.73 | 59.3 | 60 | Pass |

QAM Transmitter Peak Output Power

| Tuned Frequency MHz | Measured Power dBm | Measured Power W | Limit W | Result |
|---------------------|--------------------|------------------|---------|--------|
| 1626.5 | 47.73 | 59.3 | 60 | Pass |
| 1643.5 | 47.73 | 59.3 | 60 | Pass |
| 1660.5 | 47.73 | 59.3 | 60 | Pass |

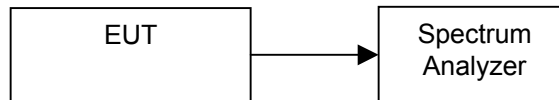
Name of Test: Conducted Spurious Emissions
Specification: 2.1051, 87.139(i)(1)
Test Equipment Utilized: 0668, 04806, i00331

Engineer: J. Erhard
Test Date: 3/18/2010

Test Procedure

The EUT was connected directly to a spectrum analyzer to verify that the UUT met the requirements for spurious emissions. The RBW was set according to the requirements of 87139 (i)(1). The power was corrected for the measurement RBW bandwidth. The dBc limit, the DLNA rejection, and corrected power were summed together to determine the necessary dBm value of the EUT to provide a system rejection greater than the FCC limit. This necessary value was compared to the measured value to ensure compliance to the specification, which is expressed as the margin. A negative value indicates a passing result.

Test Setup



BPSK 1626.5 MHz Conducted Spurious Emissions

| Freq (MHz) | Limit (dBc) | RBW (MHz) | F Type DLNA Rejection (dB) | Measured Power (dBm) | Corrected Power (dBm) | Necessary Level (dBm) | Measured Level (dBm) | Margin (dB) |
|------------------|-------------|-----------|----------------------------|----------------------|-----------------------|-----------------------|----------------------|-------------|
| .010 to 1525 | -135 | 0.004 | 80 | 46.9 | 48.15 | -6.85 | -48.77 | -41.92 |
| 1525 to 1559 | -203 | 0.004 | 120 | 46.9 | 48.15 | -34.85 | -51.9 | -17.05 |
| 1559 to 1585 | -155 | 1 | 111 | 47.73 | 47.73 | 3.73 | -24.36 | -28.09 |
| 1585 to 1605 | -143 | 1 | 95 | 47.73 | 47.73 | -0.27 | -23.81 | -23.54 |
| 1605 to 1610 | -117 | 1 | 62 | 47.73 | 47.73 | -7.27 | -22.47 | -15.20 |
| 1610 to 1610.6 | -95 | 1 | 40 | 47.73 | 47.73 | -7.27 | -22.2 | -14.93 |
| 1610.6 to 1613.8 | -49 | 1 | 40 | 47.73 | 47.73 | 38.73 | -21.23 | -59.96 |
| 1613.8 to 1614 | -95 | 1 | 40 | 47.73 | 47.73 | -7.27 | -20.77 | -13.50 |
| 1614 to 1620 | -70 | 0.004 | 30 | 46.9 | 48.15 | 8.15 | -27.1 | -35.25 |
| 1620 to 1624.5 | -70 | 0.004 | 20 | 46.9 | 48.15 | -1.85 | -28.2 | -26.35 |
| 1624.5 to 1625.5 | -70 | 0.004 | 10 | 46.9 | 48.15 | -11.85 | -28.2 | -16.35 |
| 1625.5 to 1626.5 | -70 | 0.004 | 1.3 | 46.9 | 48.15 | -20.55 | -28.2 | -7.65 |
| 1626.5 to 1660 | -70 | 0.004 | 0.8 | 46.9 | 48.15 | -21.05 | -24.96 | -3.91 |
| 1660 to 1670 | -19.5 | 0.02 | 0.8 | 47.23 | 45.47 | 26.77 | -31.68 | -58.45 |
| 1670 to 1735 | -60 | 0.004 | 0.8 | 46.9 | 48.15 | -11.05 | -47.5 | -36.45 |
| 1735 to 1865 | -105 | 0.004 | 50 | 46.9 | 48.15 | -6.85 | -52 | -45.15 |
| 1865 to 3250 | -105 | 0.004 | 20 | 46.9 | 48.15 | -36.85 | -58 | -21.15 |
| 3250 to 3330 | -105 | 0.004 | 50 | 46.9 | 48.15 | -6.85 | -11.76 | -4.91 |
| 3330 to 4000 | -105 | 0.004 | 40 | 46.9 | 48.15 | -16.85 | -32.5 | -15.65 |
| 4000 to 12000 | -105 | 0.004 | 50 | 46.9 | 48.15 | -6.85 | -31.75 | -24.90 |
| 12000 to 18000 | -70 | 0.004 | 15 | 46.9 | 48.15 | -6.85 | -51.03 | -44.18 |

**BPSK 1643.5 MHz Conducted Spurious Emissions**

| Freq (MHz) | Limit (dBc) | RBW (MHz) | F Type DLNA Rejection (dB) | Measured Power (dBm) | Corrected Power (dBm) | Necessary Level (dBm) | Measured Level (dBm) | Margin (dB) |
|------------------|-------------|-----------|----------------------------|----------------------|-----------------------|-----------------------|----------------------|-------------|
| .010 to 1525 | -135 | 0.004 | 80 | 47.4 | 48.65 | -6.35 | -45.69 | -39.34 |
| 1525 to 1559 | -203 | 0.004 | 120 | 47.4 | 48.65 | -34.35 | -53.06 | -18.71 |
| 1559 to 1585 | -155 | 1 | 111 | 47.73 | 47.73 | 3.73 | -27.05 | -30.78 |
| 1585 to 1605 | -143 | 1 | 95 | 47.73 | 47.73 | -0.27 | -25.8 | -25.53 |
| 1605 to 1610 | -117 | 1 | 62 | 47.73 | 47.73 | -7.27 | -24.51 | -17.24 |
| 1610 to 1610.6 | -95 | 1 | 40 | 47.73 | 47.73 | -7.27 | -23.16 | -15.89 |
| 1610.6 to 1613.8 | -49 | 1 | 40 | 47.73 | 47.73 | 38.73 | -22.27 | -61.00 |
| 1613.8 to 1614 | -95 | 1 | 40 | 47.73 | 47.73 | -7.27 | -21.18 | -13.91 |
| 1614 to 1620 | -70 | 0.004 | 30 | 47.4 | 48.65 | 8.65 | -41.95 | -50.60 |
| 1620 to 1624.5 | -70 | 0.004 | 20 | 47.4 | 48.65 | -1.35 | -27.23 | -25.88 |
| 1624.5 to 1625.5 | -70 | 0.004 | 10 | 47.4 | 48.65 | -11.35 | -27.23 | -15.88 |
| 1625.5 to 1626.5 | -70 | 0.004 | 1.3 | 47.4 | 48.65 | -20.05 | -27.23 | -7.18 |
| 1626.5 to 1660 | -70 | 0.004 | 0.8 | 47.4 | 48.65 | -20.55 | -26.53 | -5.98 |
| 1660 to 1670 | -19.5 | 0.02 | 0.8 | 47.73 | 45.97 | 27.27 | -38.62 | -65.89 |
| 1670 to 1735 | -60 | 0.004 | 0.8 | 47.4 | 48.65 | -10.55 | -40.35 | -29.80 |
| 1735 to 1865 | -105 | 0.004 | 50 | 47.4 | 48.65 | -6.35 | -52.5 | -46.15 |
| 1865 to 3250 | -105 | 0.004 | 20 | 47.4 | 48.65 | -36.35 | -58 | -21.65 |
| 3250 to 3330 | -105 | 0.004 | 50 | 47.4 | 48.65 | -6.35 | -7.75 | -1.40 |
| 3330 to 4000 | -105 | 0.004 | 40 | 47.4 | 48.65 | -16.35 | -55 | -38.65 |
| 4000 to 12000 | -105 | 0.004 | 50 | 47.4 | 48.65 | -6.35 | -55 | -48.65 |
| 12000 to 18000 | -70 | 0.004 | 15 | 47.4 | 48.65 | -6.35 | -51.3 | -44.95 |

BPSK 1660.5 MHz Conducted Spurious Emissions

| Freq (MHz) | Limit (dBc) | RBW (MHz) | F Type DLNA Rejection (dB) | Measured Power (dBm) | Corrected Power (dBm) | Necessary Level (dBm) | Measured Level (dBm) | Margin (dB) |
|------------------|-------------|-----------|----------------------------|----------------------|-----------------------|-----------------------|----------------------|-------------|
| .010 to 1525 | -135 | 0.004 | 80 | 47.4 | 48.65 | -6.35 | -51.16 | -44.81 |
| 1525 to 1559 | -203 | 0.004 | 120 | 47.4 | 48.65 | -34.35 | -51.51 | -17.16 |
| 1559 to 1585 | -155 | 1 | 111 | 47.73 | 47.73 | 3.73 | -25.74 | -29.47 |
| 1585 to 1605 | -143 | 1 | 95 | 47.73 | 47.73 | -0.27 | -25.44 | -25.17 |
| 1605 to 1610 | -117 | 1 | 62 | 47.73 | 47.73 | -7.27 | -24.06 | -16.79 |
| 1610 to 1610.6 | -95 | 1 | 40 | 47.73 | 47.73 | -7.27 | -23.23 | -15.96 |
| 1610.6 to 1613.8 | -49 | 1 | 40 | 47.73 | 47.73 | 38.73 | -23.06 | -61.79 |
| 1613.8 to 1614 | -95 | 1 | 40 | 47.73 | 47.73 | -7.27 | -23.02 | -15.75 |
| 1614 to 1620 | -70 | 0.004 | 30 | 47.4 | 48.65 | 8.65 | -42.04 | -50.69 |
| 1620 to 1624.5 | -70 | 0.004 | 20 | 47.4 | 48.65 | -1.35 | -36.05 | -34.70 |
| 1624.5 to 1625.5 | -70 | 0.004 | 10 | 47.4 | 48.65 | -11.35 | -36.05 | -24.70 |
| 1625.5 to 1626.5 | -70 | 0.004 | 1.3 | 47.4 | 48.65 | -20.05 | -36.05 | -16.00 |
| 1626.5 to 1660 | -70 | 0.004 | 0.8 | 47.4 | 48.65 | -20.55 | -28.16 | -7.61 |
| 1660 to 1670 | -19.5 | 0.02 | 0.8 | 47.57 | 45.81 | 27.11 | -19.16 | -46.27 |
| 1670 to 1735 | -60 | 0.004 | 0.8 | 47.4 | 48.65 | -10.55 | -44.62 | -34.07 |
| 1735 to 1865 | -105 | 0.004 | 50 | 47.4 | 48.65 | -6.35 | -53 | -46.65 |
| 1865 to 3250 | -105 | 0.004 | 20 | 47.4 | 48.65 | -36.35 | -58.5 | -22.15 |
| 3250 to 3330 | -105 | 0.004 | 50 | 47.4 | 48.65 | -6.35 | -9.9 | -3.55 |
| 3330 to 4000 | -105 | 0.004 | 40 | 47.4 | 48.65 | -16.35 | -52.2 | -35.85 |
| 4000 to 12000 | -105 | 0.004 | 50 | 47.4 | 48.65 | -6.35 | -52 | -45.65 |
| 12000 to 18000 | -70 | 0.004 | 15 | 47.4 | 48.65 | -6.35 | -51.46 | -45.11 |

QPSK 1626.5 MHz Conducted Spurious Emissions

| Freq (MHz) | Limit (dBc) | RBW (MHz) | F Type DLNA Rejection (dB) | Measured Power (dBm) | Corrected Power (dBm) | Necessary Level (dBm) | Measured Level (dBm) | Margin (dB) |
|------------------|-------------|-----------|----------------------------|----------------------|-----------------------|-----------------------|----------------------|-------------|
| .010 to 1525 | -135 | 0.004 | 80 | 37.28 | 38.53 | -16.47 | -54.17 | -37.70 |
| 1525 to 1559 | -203 | 0.004 | 120 | 37.28 | 38.53 | -44.47 | -53.19 | -8.72 |
| 1559 to 1585 | -155 | 1 | 111 | 47.73 | 47.73 | 3.73 | -27.27 | -31.00 |
| 1585 to 1605 | -143 | 1 | 95 | 47.73 | 47.73 | -0.27 | -25.27 | -25.00 |
| 1605 to 1610 | -117 | 1 | 62 | 47.73 | 47.73 | -7.27 | -24.03 | -16.76 |
| 1610 to 1610.6 | -95 | 1 | 40 | 47.73 | 47.73 | 37.28 | -22.96 | -60.24 |
| 1610.6 to 1613.8 | -49 | 1 | 40 | 47.73 | 47.73 | 38.73 | -22.31 | -61.04 |
| 1613.8 to 1614 | -95 | 1 | 40 | 47.73 | 47.73 | -7.27 | -21.83 | -14.56 |
| 1614 to 1620 | -70 | 0.004 | 30 | 37.28 | 38.53 | -1.47 | -41.48 | -40.01 |
| 1620 to 1624.5 | -70 | 0.004 | 20 | 37.28 | 38.53 | -11.47 | -30.58 | -19.11 |
| 1624.5 to 1625.5 | -70 | 0.004 | 10 | 37.28 | 38.53 | -21.47 | -30.58 | -9.11 |
| 1625.5 to 1626.5 | -70 | 0.004 | 1.3 | 37.28 | 38.53 | -30.17 | -30.58 | -0.41 |
| 1626.5 to 1660 | -70 | 0.004 | 0.8 | 37.28 | 38.53 | -30.67 | -32.13 | -1.46 |
| 1660 to 1670 | -19.5 | 0.02 | 0.8 | 43.45 | 41.69 | 22.99 | -36.23 | -59.22 |
| 1670 to 1735 | -60 | 0.004 | 0.8 | 37.28 | 38.53 | -20.67 | -44.64 | -23.97 |
| 1735 to 1865 | -105 | 0.004 | 50 | 37.28 | 38.53 | -16.47 | -55.50 | -39.03 |
| 1865 to 3250 | -105 | 0.004 | 20 | 37.28 | 38.53 | -46.47 | -60.50 | -14.03 |
| 3250 to 3330 | -105 | 0.004 | 50 | 37.28 | 38.53 | -16.47 | -28.57 | -12.10 |
| 3330 to 4000 | -105 | 0.004 | 40 | 37.28 | 38.53 | -26.47 | -55.50 | -29.03 |
| 4000 to 12000 | -105 | 0.004 | 50 | 37.28 | 38.53 | -16.47 | -55.50 | -39.03 |
| 12000 to 18000 | -70 | 0.004 | 15 | 37.28 | 38.53 | -16.47 | -51.31 | -34.84 |



QPSK 1643.5 MHz Conducted Spurious Emissions

| Freq (MHz) | Limit (dBc) | RBW (MHz) | F Type DLNA Rejection (dB) | Measured Power (dBm) | Corrected Power (dBm) | Necessary Level (dBm) | Measured Level (dBm) | Margin (dB) |
|------------------|-------------|-----------|----------------------------|----------------------|-----------------------|-----------------------|----------------------|-------------|
| .010 to 1525 | -135 | 0.004 | 80 | 37.52 | 38.77 | -16.23 | -53.83 | -37.60 |
| 1525 to 1559 | -203 | 0.004 | 120 | 37.52 | 38.77 | -44.23 | -53.07 | -8.84 |
| 1559 to 1585 | -155 | 1 | 111 | 47.73 | 47.73 | 3.73 | -27.08 | -30.81 |
| 1585 to 1605 | -143 | 1 | 95 | 47.73 | 47.73 | -0.27 | -25.35 | -25.08 |
| 1605 to 1610 | -117 | 1 | 62 | 47.73 | 47.73 | -7.27 | -24.25 | -16.98 |
| 1610 to 1610.6 | -95 | 1 | 40 | 47.73 | 47.73 | -7.27 | -23.17 | -15.90 |
| 1610.6 to 1613.8 | -49 | 1 | 40 | 47.73 | 47.73 | 38.73 | -24.41 | -63.14 |
| 1613.8 to 1614 | -95 | 1 | 40 | 47.73 | 47.73 | -7.27 | -23.61 | -16.34 |
| 1614 to 1620 | -70 | 0.004 | 30 | 37.52 | 38.77 | -1.23 | -41.85 | -40.62 |
| 1620 to 1624.5 | -70 | 0.004 | 20 | 37.52 | 38.77 | -11.23 | -44.23 | -33.00 |
| 1624.5 to 1625.5 | -70 | 0.004 | 10 | 37.52 | 38.77 | -21.23 | -44.23 | -23.00 |
| 1625.5 to 1626.5 | -70 | 0.004 | 1.3 | 37.52 | 38.77 | -29.93 | -44.23 | -14.30 |
| 1626.5 to 1660 | -70 | 0.004 | 0.8 | 37.52 | 38.77 | -30.43 | -32.18 | -1.75 |
| 1660 to 1670 | -19.5 | 0.02 | 0.8 | 43.4 | 41.64 | 22.94 | -36.9 | -59.84 |
| 1670 to 1735 | -60 | 0.004 | 0.8 | 37.52 | 38.77 | -20.43 | -44.88 | -24.45 |
| 1735 to 1865 | -105 | 0.004 | 50 | 37.52 | 38.77 | -16.23 | -55 | -38.77 |
| 1865 to 3250 | -105 | 0.004 | 20 | 37.52 | 38.77 | -46.23 | -57.5 | -11.27 |
| 3250 to 3330 | -105 | 0.004 | 50 | 37.52 | 38.77 | -16.23 | -24.7 | -8.47 |
| 3330 to 4000 | -105 | 0.004 | 40 | 37.52 | 38.77 | -26.23 | -58.5 | -32.27 |
| 4000 to 12000 | -105 | 0.004 | 50 | 37.52 | 38.77 | -16.23 | -55.5 | -39.27 |
| 12000 to 18000 | -70 | 0.004 | 15 | 37.52 | 38.77 | -16.23 | -51.54 | -35.31 |

QPSK 1660.5 MHz Conducted Spurious Emissions

| Freq (MHz) | Limit (dBc) | RBW (MHz) | F Type DLNA Rejection (dB) | Measured Power (dBm) | Corrected Power (dBm) | Necessary Level (dBm) | Measured Level (dBm) | Margin (dB) |
|------------------|-------------|-----------|----------------------------|----------------------|-----------------------|-----------------------|----------------------|-------------|
| .010 to 1525 | -135 | 0.004 | 80 | 37.32 | 38.57 | -16.43 | -54.44 | -38.01 |
| 1525 to 1559 | -203 | 0.004 | 120 | 37.32 | 38.57 | -44.43 | -54.75 | -10.32 |
| 1559 to 1585 | -155 | 1 | 111 | 47.73 | 47.73 | 3.73 | -27.04 | -30.77 |
| 1585 to 1605 | -143 | 1 | 95 | 47.73 | 47.73 | -0.27 | -25.43 | -25.16 |
| 1605 to 1610 | -117 | 1 | 62 | 47.73 | 47.73 | -7.27 | -34.37 | -27.10 |
| 1610 to 1610.6 | -95 | 1 | 40 | 47.73 | 47.73 | -7.27 | -22.72 | -15.45 |
| 1610.6 to 1613.8 | -49 | 1 | 40 | 47.73 | 47.73 | 38.73 | -23.11 | -61.84 |
| 1613.8 to 1614 | -95 | 1 | 40 | 47.73 | 47.73 | -7.27 | -22.77 | -15.50 |
| 1614 to 1620 | -70 | 0.004 | 30 | 37.32 | 38.57 | -1.43 | -47.78 | -46.35 |
| 1620 to 1624.5 | -70 | 0.004 | 20 | 37.32 | 38.57 | -11.43 | -43.3 | -31.87 |
| 1624.5 to 1625.5 | -70 | 0.004 | 10 | 37.32 | 38.57 | -21.43 | -43.3 | -21.87 |
| 1625.5 to 1626.5 | -70 | 0.004 | 1.3 | 37.32 | 38.57 | -30.13 | -43.3 | -13.17 |
| 1626.5 to 1660 | -70 | 0.004 | 0.8 | 37.32 | 38.57 | -30.63 | -32.14 | -1.51 |
| 1660 to 1670 | -19.5 | 0.02 | 0.8 | 43.46 | 41.70 | 23.00 | -17.95 | -40.95 |
| 1670 to 1735 | -60 | 0.004 | 0.8 | 37.32 | 38.57 | -20.63 | -44.97 | -24.34 |
| 1735 to 1865 | -105 | 0.004 | 50 | 37.32 | 38.57 | -16.43 | -55 | -38.57 |
| 1865 to 3250 | -105 | 0.004 | 20 | 37.32 | 38.57 | -46.43 | -58 | -11.57 |
| 3250 to 3330 | -105 | 0.004 | 50 | 37.32 | 38.57 | -16.43 | -30.24 | -13.81 |
| 3330 to 4000 | -105 | 0.004 | 40 | 37.32 | 38.57 | -26.43 | -55.8 | -29.37 |
| 4000 to 12000 | -105 | 0.004 | 50 | 37.32 | 38.57 | -16.43 | -55 | -38.57 |
| 12000 to 18000 | -70 | 0.004 | 15 | 37.32 | 38.57 | -16.43 | -50.49 | -34.06 |

QAM 1626.5 MHz Conducted Spurious Emissions

| Freq (MHz) | Limit (dBc) | RBW (MHz) | F Type DLNA Rejection (dB) | Measured Power (dBm) | Corrected Power (dBm) | Necessary Level (dBm) | Measured Level (dBm) | Margin (dB) |
|------------------|-------------|-----------|----------------------------|----------------------|-----------------------|-----------------------|----------------------|-------------|
| .010 to 1525 | -135 | 0.004 | 80 | 35.94 | 37.19 | -17.81 | -53.64 | -35.83 |
| 1525 to 1559 | -203 | 0.004 | 120 | 35.94 | 37.19 | -45.81 | -54.96 | -9.15 |
| 1559 to 1585 | -155 | 1 | 111 | 47.73 | 47.73 | 3.73 | -27.04 | -30.77 |
| 1585 to 1605 | -143 | 1 | 95 | 47.73 | 47.73 | -0.27 | -25.53 | -25.26 |
| 1605 to 1610 | -117 | 1 | 62 | 47.73 | 47.73 | -7.27 | -24.62 | -17.35 |
| 1610 to 1610.6 | -95 | 1 | 40 | 47.73 | 47.73 | 37.28 | -23.27 | -60.55 |
| 1610.6 to 1613.8 | -49 | 1 | 40 | 47.73 | 47.73 | 38.73 | -22.51 | -61.24 |
| 1613.8 to 1614 | -95 | 1 | 40 | 47.73 | 47.73 | -7.27 | -22.10 | -14.83 |
| 1614 to 1620 | -70 | 0.004 | 30 | 35.94 | 37.19 | -2.81 | -44.24 | -41.43 |
| 1620 to 1624.5 | -70 | 0.004 | 20 | 35.94 | 37.19 | -12.81 | -33.63 | -20.82 |
| 1624.5 to 1625.5 | -70 | 0.004 | 10 | 35.94 | 37.19 | -22.81 | -33.63 | -10.82 |
| 1625.5 to 1626.5 | -70 | 0.004 | 1.3 | 35.94 | 37.19 | -31.51 | -33.63 | -2.12 |
| 1626.5 to 1660 | -70 | 0.004 | 0.8 | 35.94 | 37.19 | -32.01 | -34.21 | -2.20 |
| 1660 to 1670 | -19.5 | 0.02 | 0.8 | 43.13 | 41.37 | 22.67 | -36.21 | -58.88 |
| 1670 to 1735 | -60 | 0.004 | 0.8 | 35.94 | 37.19 | -22.01 | -49.34 | -27.33 |
| 1735 to 1865 | -105 | 0.004 | 50 | 35.94 | 37.19 | -17.81 | -55.50 | -37.69 |
| 1865 to 3250 | -105 | 0.004 | 20 | 35.94 | 37.19 | -47.81 | -58.50 | -10.69 |
| 3250 to 3330 | -105 | 0.004 | 50 | 35.94 | 37.19 | -17.81 | -30.98 | -13.17 |
| 3330 to 4000 | -105 | 0.004 | 40 | 35.94 | 37.19 | -27.81 | -59.50 | -31.69 |
| 4000 to 12000 | -105 | 0.004 | 50 | 35.94 | 37.19 | -17.81 | -55.00 | -37.19 |
| 12000 to 18000 | -70 | 0.004 | 15 | 35.94 | 37.19 | -17.81 | -51.24 | -33.43 |



QAM 1643.5 MHz Conducted Spurious Emissions

| Freq (MHz) | Limit (dBc) | RBW (MHz) | F Type DLNA Rejection (dB) | Measured Power (dBm) | Corrected Power (dBm) | Necessary Level (dBm) | Measured Level (dBm) | Margin (dB) |
|------------------|-------------|-----------|----------------------------|----------------------|-----------------------|-----------------------|----------------------|-------------|
| .010 to 1525 | -135 | 0.004 | 80 | 35.38 | 36.63 | -18.37 | -53.53 | -35.16 |
| 1525 to 1559 | -203 | 0.004 | 120 | 35.38 | 36.63 | -46.37 | -53.48 | -7.11 |
| 1559 to 1585 | -155 | 1 | 111 | 47.73 | 47.73 | 3.73 | -25.66 | -29.39 |
| 1585 to 1605 | -143 | 1 | 95 | 47.73 | 47.73 | -0.27 | -24.69 | -24.42 |
| 1605 to 1610 | -117 | 1 | 62 | 47.73 | 47.73 | -7.27 | -23.77 | -16.50 |
| 1610 to 1610.6 | -95 | 1 | 40 | 47.73 | 47.73 | -7.27 | -21.87 | -14.60 |
| 1610.6 to 1613.8 | -49 | 1 | 40 | 47.73 | 47.73 | 38.73 | -22.16 | -60.89 |
| 1613.8 to 1614 | -95 | 1 | 40 | 47.73 | 47.73 | -7.27 | -22.31 | -15.04 |
| 1614 to 1620 | -70 | 0.004 | 30 | 35.38 | 36.63 | -3.37 | -42.54 | -39.17 |
| 1620 to 1624.5 | -70 | 0.004 | 20 | 35.38 | 36.63 | -13.37 | -43.57 | -30.20 |
| 1624.5 to 1625.5 | -70 | 0.004 | 10 | 35.38 | 36.63 | -23.37 | -43.57 | -20.20 |
| 1625.5 to 1626.5 | -70 | 0.004 | 1.3 | 35.38 | 36.63 | -32.07 | -43.57 | -11.50 |
| 1626.5 to 1660 | -70 | 0.004 | 0.8 | 35.38 | 36.63 | -32.57 | -34.57 | -2.00 |
| 1660 to 1670 | -19.5 | 0.02 | 0.8 | 43.5 | 41.74 | 23.04 | -36.28 | -59.32 |
| 1670 to 1735 | -60 | 0.004 | 0.8 | 35.38 | 36.63 | -22.57 | -44.28 | -21.71 |
| 1735 to 1865 | -105 | 0.004 | 50 | 35.38 | 36.63 | -18.37 | -55 | -36.63 |
| 1865 to 3250 | -105 | 0.004 | 20 | 35.38 | 36.63 | -48.37 | -58.5 | -10.13 |
| 3250 to 3330 | -105 | 0.004 | 50 | 35.38 | 36.63 | -18.37 | -29.22 | -10.85 |
| 3330 to 4000 | -105 | 0.004 | 40 | 35.38 | 36.63 | -28.37 | -58.5 | -30.13 |
| 4000 to 12000 | -105 | 0.004 | 50 | 35.38 | 36.63 | -18.37 | -55.5 | -37.13 |
| 12000 to 18000 | -70 | 0.004 | 15 | 35.38 | 36.63 | -18.37 | -49.77 | -31.40 |



QAM 1660.5 MHz Conducted Spurious Emissions

| Freq (MHz) | Limit (dBc) | RBW (MHz) | F Type DLNA Rejection (dB) | Measured Power (dBm) | Corrected Power (dBm) | Necessary Level (dBm) | Measured Level (dBm) | Margin (dB) |
|------------------|-------------|-----------|----------------------------|----------------------|-----------------------|-----------------------|----------------------|-------------|
| .010 to 1525 | -135 | 0.004 | 80 | 35.38 | 36.63 | -18.37 | -52.86 | -34.49 |
| 1525 to 1559 | -203 | 0.004 | 120 | 35.38 | 36.63 | -46.37 | -54 | -7.63 |
| 1559 to 1585 | -155 | 1 | 111 | 47.73 | 47.73 | 3.73 | -24.82 | -28.55 |
| 1585 to 1605 | -143 | 1 | 95 | 47.73 | 47.73 | -0.27 | -24.35 | -24.08 |
| 1605 to 1610 | -117 | 1 | 62 | 47.73 | 47.73 | -7.27 | -23.78 | -16.51 |
| 1610 to 1610.6 | -95 | 1 | 40 | 47.73 | 47.73 | -7.27 | -21.43 | -14.16 |
| 1610.6 to 1613.8 | -49 | 1 | 40 | 47.73 | 47.73 | 38.73 | -22.69 | -61.42 |
| 1613.8 to 1614 | -95 | 1 | 40 | 47.73 | 47.73 | -7.27 | -21.11 | -13.84 |
| 1614 to 1620 | -70 | 0.004 | 30 | 35.38 | 36.63 | -3.37 | -46.85 | -43.48 |
| 1620 to 1624.5 | -70 | 0.004 | 20 | 35.38 | 36.63 | -13.37 | -44.6 | -31.23 |
| 1624.5 to 1625.5 | -70 | 0.004 | 10 | 35.38 | 36.63 | -23.37 | -44.6 | -21.23 |
| 1625.5 to 1626.5 | -70 | 0.004 | 1.3 | 35.38 | 36.63 | -32.07 | -44.6 | -12.53 |
| 1626.5 to 1660 | -70 | 0.004 | 0.8 | 35.38 | 36.63 | -32.57 | -33.42 | -0.85 |
| 1660 to 1670 | -19.5 | 0.02 | 0.8 | 43.5 | 41.74 | 23.04 | -18.67 | -41.71 |
| 1670 to 1735 | -60 | 0.004 | 0.8 | 35.38 | 36.63 | -22.57 | -46.02 | -23.45 |
| 1735 to 1865 | -105 | 0.004 | 50 | 35.38 | 36.63 | -18.37 | -55.5 | -37.13 |
| 1865 to 3250 | -105 | 0.004 | 20 | 35.38 | 36.63 | -48.37 | -58.5 | -10.13 |
| 3250 to 3330 | -105 | 0.004 | 50 | 35.38 | 36.63 | -18.37 | -26.14 | -7.77 |
| 3330 to 4000 | -105 | 0.004 | 40 | 35.38 | 36.63 | -28.37 | -59.5 | -31.13 |
| 4000 to 12000 | -105 | 0.004 | 50 | 35.38 | 36.63 | -18.37 | -55.5 | -37.13 |
| 12000 to 18000 | -70 | 0.004 | 15 | 35.38 | 36.63 | -18.37 | -50.5 | -32.13 |

BPSK 1626.5 MHz Conducted Spurious Emissions

| Freq (MHz) | Limit (dBc) | RBW (MHz) | D Type DLNA Rejection (dB) | Measured Power (dBm) | Corrected Power (dBm) | Necessary Level (dBm) | Measured Level (dBm) | Margin (dB) |
|------------------|-------------|-----------|----------------------------|----------------------|-----------------------|-----------------------|----------------------|-------------|
| .010 to 1525 | -135 | 0.004 | 80 | 46.9 | 48.15 | -6.85 | -48.77 | -41.92 |
| 1525 to 1559 | -203 | 0.004 | 120 | 46.9 | 48.15 | -34.85 | -51.9 | -17.05 |
| 1559 to 1585 | -155 | 1 | 111 | 47.73 | 47.73 | 3.73 | -24.36 | -28.09 |
| 1585 to 1605 | -143 | 1 | 95 | 47.73 | 47.73 | -0.27 | -23.81 | -23.54 |
| 1605 to 1610 | -117 | 1 | 62 | 47.73 | 47.73 | -7.27 | -22.47 | -15.20 |
| 1610 to 1610.6 | -95 | 1 | 40 | 47.73 | 47.73 | -7.27 | -22.2 | -14.93 |
| 1610.6 to 1613.8 | -49 | 1 | 40 | 47.73 | 47.73 | 38.73 | -21.23 | -59.96 |
| 1613.8 to 1614 | -95 | 1 | 40 | 47.73 | 47.73 | -7.27 | -20.77 | -13.50 |
| 1614 to 1620 | -70 | 0.004 | 20 | 46.9 | 48.15 | -1.85 | -27.1 | -25.25 |
| 1620 to 1626.5 | -70 | 0.004 | 10 | 46.9 | 48.15 | -11.85 | -28.2 | -16.35 |
| 1626.5 to 1660 | -70 | 0.004 | 0.8 | 46.9 | 48.15 | -21.05 | -24.96 | -3.91 |
| 1660 to 1670 | -19.5 | 0.02 | 0.8 | 47.23 | 45.47 | 26.77 | -31.68 | -58.45 |
| 1670 to 1735 | -60 | 0.004 | 0.8 | 46.9 | 48.15 | -11.05 | -47.5 | -36.45 |
| 1735 to 12000 | -105 | 0.004 | 50 | 46.9 | 48.15 | -6.85 | -11.76 | -4.91 |
| 12000 to 18000 | -70 | 0.004 | 15 | 46.9 | 48.15 | -6.85 | -51.03 | -44.18 |

BPSK 1643.5 MHz Conducted Spurious Emissions

| Freq (MHz) | Limit (dBc) | RBW (MHz) | D Type DLNA Rejection (dB) | Measured Power (dBm) | Corrected Power (dBm) | Necessary Level (dBm) | Measured Level (dBm) | Margin (dB) |
|------------------|-------------|-----------|----------------------------|----------------------|-----------------------|-----------------------|----------------------|-------------|
| .010 to 1525 | -135 | 0.004 | 80 | 47.4 | 48.65 | -6.35 | -45.69 | -39.34 |
| 1525 to 1559 | -203 | 0.004 | 120 | 47.4 | 48.65 | -34.35 | -53.06 | -18.71 |
| 1559 to 1585 | -155 | 1 | 111 | 47.73 | 47.73 | 3.73 | -27.05 | -30.78 |
| 1585 to 1605 | -143 | 1 | 95 | 47.73 | 47.73 | -0.27 | -25.8 | -25.53 |
| 1605 to 1610 | -117 | 1 | 62 | 47.73 | 47.73 | -7.27 | -24.51 | -17.24 |
| 1610 to 1610.6 | -95 | 1 | 40 | 47.73 | 47.73 | -7.27 | -23.16 | -15.89 |
| 1610.6 to 1613.8 | -49 | 1 | 40 | 47.73 | 47.73 | 38.73 | -22.27 | -61.00 |
| 1613.8 to 1614 | -95 | 1 | 40 | 47.73 | 47.73 | -7.27 | -21.18 | -13.91 |
| 1614 to 1620 | -70 | 0.004 | 20 | 47.4 | 48.65 | -1.35 | -41.95 | -40.60 |
| 1620 to 1626.5 | -70 | 0.004 | 10 | 47.4 | 48.65 | -11.35 | -27.23 | -15.88 |
| 1626.5 to 1660 | -70 | 0.004 | 0.8 | 47.4 | 48.65 | -20.55 | -26.53 | -5.98 |
| 1660 to 1670 | -19.5 | 0.02 | 0.8 | 47.73 | 45.97 | 27.27 | -38.62 | -65.89 |
| 1670 to 1735 | -60 | 0.004 | 0.8 | 47.4 | 48.65 | -10.55 | -40.35 | -29.80 |
| 1735 to 12000 | -105 | 0.004 | 50 | 47.4 | 48.65 | -6.35 | -7.75 | -1.40 |
| 12000 to 18000 | -70 | 0.004 | 15 | 47.4 | 48.65 | -6.35 | -51.3 | -44.95 |

BPSK 1660.5 MHz Conducted Spurious Emissions

| Freq (MHz) | Limit (dBc) | RBW (MHz) | D Type DLNA Rejection (dB) | Measured Power (dBm) | Corrected Power (dBm) | Necessary Level (dBm) | Measured Level (dBm) | Margin (dB) |
|------------------|-------------|-----------|----------------------------|----------------------|-----------------------|-----------------------|----------------------|-------------|
| .010 to 1525 | -135 | 0.004 | 80 | 47.4 | 48.65 | -6.35 | -51.16 | -44.81 |
| 1525 to 1559 | -203 | 0.004 | 120 | 47.4 | 48.65 | -34.35 | -51.51 | -17.16 |
| 1559 to 1585 | -155 | 1 | 111 | 47.73 | 47.73 | 3.73 | -25.74 | -29.47 |
| 1585 to 1605 | -143 | 1 | 95 | 47.73 | 47.73 | -0.27 | -25.44 | -25.17 |
| 1605 to 1610 | -117 | 1 | 62 | 47.73 | 47.73 | -7.27 | -24.06 | -16.79 |
| 1610 to 1610.6 | -95 | 1 | 40 | 47.73 | 47.73 | -7.27 | -23.23 | -15.96 |
| 1610.6 to 1613.8 | -49 | 1 | 40 | 47.73 | 47.73 | 38.73 | -23.06 | -61.79 |
| 1613.8 to 1614 | -95 | 1 | 40 | 47.73 | 47.73 | -7.27 | -23.02 | -15.75 |
| 1614 to 1620 | -70 | 0.004 | 20 | 47.4 | 48.65 | -1.35 | -42.04 | -40.69 |
| 1620 to 1626.5 | -70 | 0.004 | 10 | 47.4 | 48.65 | -11.35 | -36.05 | -24.70 |
| 1626.5 to 1660 | -70 | 0.004 | 0.8 | 47.4 | 48.65 | -20.55 | -28.16 | -7.61 |
| 1660 to 1670 | -19.5 | 0.02 | 0.8 | 47.57 | 45.81 | 27.11 | -19.16 | -46.27 |
| 1670 to 1735 | -60 | 0.004 | 0.8 | 47.4 | 48.65 | -10.55 | -44.62 | -34.07 |
| 1735 to 12000 | -105 | 0.004 | 50 | 47.4 | 48.65 | -6.35 | -9.9 | -3.55 |
| 12000 to 18000 | -70 | 0.004 | 15 | 47.4 | 48.65 | -6.35 | -51.46 | -45.11 |

QPSK 1626.5 MHz Conducted Spurious Emissions

| Freq (MHz) | Limit (dBc) | RBW (MHz) | D Type DLNA Rejection (dB) | Measured Power (dBm) | Corrected Power (dBm) | Necessary Level (dBm) | Measured Level (dBm) | Margin (dB) |
|------------------|-------------|-----------|----------------------------|----------------------|-----------------------|-----------------------|----------------------|-------------|
| .010 to 1525 | -135 | 0.004 | 80 | 37.28 | 38.53 | -16.47 | -54.17 | -37.70 |
| 1525 to 1559 | -203 | 0.004 | 120 | 37.28 | 38.53 | -44.47 | -53.19 | -8.72 |
| 1559 to 1585 | -155 | 1 | 111 | 47.73 | 47.73 | 3.73 | -27.27 | -31.00 |
| 1585 to 1605 | -143 | 1 | 95 | 47.73 | 47.73 | -0.27 | -25.27 | -25.00 |
| 1605 to 1610 | -117 | 1 | 62 | 47.73 | 47.73 | -7.27 | -24.03 | -16.76 |
| 1610 to 1610.6 | -95 | 1 | 40 | 47.73 | 47.73 | 37.28 | -22.96 | -60.24 |
| 1610.6 to 1613.8 | -49 | 1 | 40 | 47.73 | 47.73 | 38.73 | -22.31 | -61.04 |
| 1613.8 to 1614 | -95 | 1 | 40 | 47.73 | 47.73 | -7.27 | -21.83 | -14.56 |
| 1614 to 1620 | -70 | 0.004 | 20 | 37.28 | 38.53 | -11.47 | -41.48 | -30.01 |
| 1620 to 1626.5 | -70 | 0.004 | 10 | 37.28 | 38.53 | -21.47 | -30.58 | -9.11 |
| 1626.5 to 1660 | -70 | 0.004 | 0.8 | 37.28 | 38.53 | -30.67 | -32.13 | -1.46 |
| 1660 to 1670 | -19.5 | 0.02 | 0.8 | 43.45 | 41.69 | 22.99 | -36.23 | -59.22 |
| 1670 to 1735 | -60 | 0.004 | 0.8 | 37.28 | 38.53 | -20.67 | -44.64 | -23.97 |
| 1735 to 12000 | -105 | 0.004 | 50 | 37.28 | 38.53 | -16.47 | -28.57 | -12.10 |
| 12000 to 18000 | -70 | 0.004 | 15 | 37.28 | 38.53 | -16.47 | -51.31 | -34.84 |

**QPSK 1643.5 MHz Conducted Spurious Emissions**

| Freq (MHz) | Limit (dBc) | RBW (MHz) | D Type DLNA Rejection (dB) | Measured Power (dBm) | Corrected Power (dBm) | Necessary Level (dBm) | Measured Level (dBm) | Margin (dB) |
|------------------|-------------|-----------|----------------------------|----------------------|-----------------------|-----------------------|----------------------|-------------|
| .010 to 1525 | -135 | 0.004 | 80 | 37.52 | 38.77 | -16.23 | -53.83 | -37.60 |
| 1525 to 1559 | -203 | 0.004 | 120 | 37.52 | 38.77 | -44.23 | -53.07 | -8.84 |
| 1559 to 1585 | -155 | 1 | 111 | 47.73 | 47.73 | 3.73 | -27.08 | -30.81 |
| 1585 to 1605 | -143 | 1 | 95 | 47.73 | 47.73 | -0.27 | -25.35 | -25.08 |
| 1605 to 1610 | -117 | 1 | 62 | 47.73 | 47.73 | -7.27 | -24.25 | -16.98 |
| 1610 to 1610.6 | -95 | 1 | 40 | 47.73 | 47.73 | -7.27 | -23.17 | -15.90 |
| 1610.6 to 1613.8 | -49 | 1 | 40 | 47.73 | 47.73 | 38.73 | -24.41 | -63.14 |
| 1613.8 to 1614 | -95 | 1 | 40 | 47.73 | 47.73 | -7.27 | -23.61 | -16.34 |
| 1614 to 1620 | -70 | 0.004 | 20 | 37.52 | 38.77 | -11.23 | -41.85 | -30.62 |
| 1620 to 1626.5 | -70 | 0.004 | 10 | 37.52 | 38.77 | -21.23 | -44.23 | -23.00 |
| 1626.5 to 1660 | -70 | 0.004 | 0.8 | 37.52 | 38.77 | -30.43 | -32.18 | -1.75 |
| 1660 to 1670 | -19.5 | 0.02 | 0.8 | 43.4 | 41.64 | 22.94 | -36.90 | -59.84 |
| 1670 to 1735 | -60 | 0.004 | 0.8 | 37.52 | 38.77 | -20.43 | -44.88 | -24.45 |
| 1735 to 12000 | -105 | 0.004 | 50 | 37.52 | 38.77 | -16.23 | -24.70 | -8.47 |
| 12000 to 18000 | -70 | 0.004 | 15 | 37.52 | 38.77 | -16.23 | -51.54 | -35.31 |

QPSK 1660.5 MHz Conducted Spurious Emissions

| Freq (MHz) | Limit (dBc) | RBW (MHz) | D Type DLNA Rejection (dB) | Measured Power (dBm) | Corrected Power (dBm) | Necessary Level (dBm) | Measured Level (dBm) | Margin (dB) |
|------------------|-------------|-----------|----------------------------|----------------------|-----------------------|-----------------------|----------------------|-------------|
| .010 to 1525 | -135 | 0.004 | 80 | 37.32 | 38.57 | -16.43 | -54.44 | -38.01 |
| 1525 to 1559 | -203 | 0.004 | 120 | 37.32 | 38.57 | -44.43 | -54.75 | -10.32 |
| 1559 to 1585 | -155 | 1 | 111 | 47.73 | 47.73 | 3.73 | -27.04 | -30.77 |
| 1585 to 1605 | -143 | 1 | 95 | 47.73 | 47.73 | -0.27 | -25.43 | -25.16 |
| 1605 to 1610 | -117 | 1 | 62 | 47.73 | 47.73 | -7.27 | -34.37 | -27.10 |
| 1610 to 1610.6 | -95 | 1 | 40 | 47.73 | 47.73 | -7.27 | -22.72 | -15.45 |
| 1610.6 to 1613.8 | -49 | 1 | 40 | 47.73 | 47.73 | 38.73 | -23.11 | -61.84 |
| 1613.8 to 1614 | -95 | 1 | 40 | 47.73 | 47.73 | -7.27 | -22.77 | -15.50 |
| 1614 to 1620 | -70 | 0.004 | 20 | 37.32 | 38.57 | -11.43 | -47.78 | -36.35 |
| 1620 to 1626.5 | -70 | 0.004 | 10 | 37.32 | 38.57 | -21.43 | -43.30 | -21.87 |
| 1626.5 to 1660 | -70 | 0.004 | 0.8 | 37.32 | 38.57 | -30.63 | -32.14 | -1.51 |
| 1660 to 1670 | -19.5 | 0.02 | 0.8 | 43.46 | 41.70 | 23.00 | -17.95 | -40.95 |
| 1670 to 1735 | -60 | 0.004 | 0.8 | 37.32 | 38.57 | -20.63 | -44.97 | -24.34 |
| 1735 to 12000 | -105 | 0.004 | 50 | 37.32 | 38.57 | -16.43 | -30.24 | -13.81 |
| 12000 to 18000 | -70 | 0.004 | 15 | 37.32 | 38.57 | -16.43 | -50.49 | -34.06 |

**QAM 1626.5 MHz Conducted Spurious Emissions**

| Freq (MHz) | Limit (dBc) | RBW (MHz) | D Type DLNA Rejection (dB) | Measured Power (dBm) | Corrected Power (dBm) | Necessary Level (dBm) | Measured Level (dBm) | Margin (dB) |
|------------------|-------------|-----------|----------------------------|----------------------|-----------------------|-----------------------|----------------------|-------------|
| .010 to 1525 | -135 | 0.004 | 80 | 35.94 | 37.19 | -17.81 | -53.64 | -35.83 |
| 1525 to 1559 | -203 | 0.004 | 120 | 35.94 | 37.19 | -45.81 | -54.96 | -9.15 |
| 1559 to 1585 | -155 | 1 | 111 | 47.73 | 47.73 | 3.73 | -27.04 | -30.77 |
| 1585 to 1605 | -143 | 1 | 95 | 47.73 | 47.73 | -0.27 | -25.53 | -25.26 |
| 1605 to 1610 | -117 | 1 | 62 | 47.73 | 47.73 | -7.27 | -24.62 | -17.35 |
| 1610 to 1610.6 | -95 | 1 | 40 | 47.73 | 47.73 | 37.28 | -23.27 | -60.55 |
| 1610.6 to 1613.8 | -49 | 1 | 40 | 47.73 | 47.73 | 38.73 | -22.51 | -61.24 |
| 1613.8 to 1614 | -95 | 1 | 40 | 47.73 | 47.73 | -7.27 | -22.10 | -14.83 |
| 1614 to 1620 | -70 | 0.004 | 20 | 35.94 | 37.19 | -12.81 | -44.24 | -31.43 |
| 1620 to 1626.5 | -70 | 0.004 | 10 | 35.94 | 37.19 | -22.81 | -33.63 | -10.82 |
| 1626.5 to 1660 | -70 | 0.004 | 0.8 | 35.94 | 37.19 | -32.01 | -34.21 | -2.20 |
| 1660 to 1670 | -19.5 | 0.02 | 0.8 | 43.13 | 41.37 | 22.67 | -36.21 | -58.88 |
| 1670 to 1735 | -60 | 0.004 | 0.8 | 35.94 | 37.19 | -22.01 | -49.34 | -27.33 |
| 1735 to 12000 | -105 | 0.004 | 50 | 35.94 | 37.19 | -17.81 | -30.98 | -13.17 |
| 12000 to 18000 | -70 | 0.004 | 15 | 35.94 | 37.19 | -17.81 | -51.24 | -33.43 |

QAM 1643.5 MHz Conducted Spurious Emissions

| Freq (MHz) | Limit (dBc) | RBW (MHz) | D Type DLNA Rejection (dB) | Measured Power (dBm) | Corrected Power (dBm) | Necessary Level (dBm) | Measured Level (dBm) | Margin (dB) |
|------------------|-------------|-----------|----------------------------|----------------------|-----------------------|-----------------------|----------------------|-------------|
| .010 to 1525 | -135 | 0.004 | 80 | 35.38 | 36.63 | -18.37 | -53.53 | -35.16 |
| 1525 to 1559 | -203 | 0.004 | 120 | 35.38 | 36.63 | -46.37 | -53.48 | -7.11 |
| 1559 to 1585 | -155 | 1 | 111 | 47.73 | 47.73 | 3.73 | -25.66 | -29.39 |
| 1585 to 1605 | -143 | 1 | 95 | 47.73 | 47.73 | -0.27 | -24.69 | -24.42 |
| 1605 to 1610 | -117 | 1 | 62 | 47.73 | 47.73 | -7.27 | -23.77 | -16.50 |
| 1610 to 1610.6 | -95 | 1 | 40 | 47.73 | 47.73 | -7.27 | -21.87 | -14.60 |
| 1610.6 to 1613.8 | -49 | 1 | 40 | 47.73 | 47.73 | 38.73 | -22.16 | -60.89 |
| 1613.8 to 1614 | -95 | 1 | 40 | 47.73 | 47.73 | -7.27 | -22.31 | -15.04 |
| 1614 to 1620 | -70 | 0.004 | 20 | 35.38 | 36.63 | -13.37 | -42.54 | -29.17 |
| 1620 to 1626.5 | -70 | 0.004 | 10 | 35.38 | 36.63 | -23.37 | -43.57 | -20.20 |
| 1626.5 to 1660 | -70 | 0.004 | 0.8 | 35.38 | 36.63 | -32.57 | -34.57 | -2.00 |
| 1660 to 1670 | -19.5 | 0.02 | 0.8 | 43.5 | 41.74 | 23.04 | -36.28 | -59.32 |
| 1670 to 1735 | -60 | 0.004 | 0.8 | 35.38 | 36.63 | -22.57 | -44.28 | -21.71 |
| 1735 to 12000 | -105 | 0.004 | 50 | 35.38 | 36.63 | -18.37 | -29.22 | -10.85 |
| 12000 to 18000 | -70 | 0.004 | 15 | 35.38 | 36.63 | -18.37 | -49.77 | -31.40 |

**QAM 1660.5 MHz Conducted Spurious Emissions**

| Freq (MHz) | Limit (dBc) | RBW (MHz) | D Type DLNA Rejection (dB) | Measured Power (dBm) | Corrected Power (dBm) | Necessary Level (dBm) | Measured Level (dBm) | Margin (dB) |
|------------------|-------------|-----------|----------------------------|----------------------|-----------------------|-----------------------|----------------------|-------------|
| .010 to 1525 | -135 | 0.004 | 80 | 35.38 | 36.63 | -18.37 | -52.86 | -34.49 |
| 1525 to 1559 | -203 | 0.004 | 120 | 35.38 | 36.63 | -46.37 | -54.00 | -7.63 |
| 1559 to 1585 | -155 | 1 | 111 | 47.73 | 47.73 | 3.73 | -24.82 | -28.55 |
| 1585 to 1605 | -143 | 1 | 95 | 47.73 | 47.73 | -0.27 | -24.35 | -24.08 |
| 1605 to 1610 | -117 | 1 | 62 | 47.73 | 47.73 | -7.27 | -23.78 | -16.51 |
| 1610 to 1610.6 | -95 | 1 | 40 | 47.73 | 47.73 | -7.27 | -21.43 | -14.16 |
| 1610.6 to 1613.8 | -49 | 1 | 40 | 47.73 | 47.73 | 38.73 | -22.69 | -61.42 |
| 1613.8 to 1614 | -95 | 1 | 40 | 47.73 | 47.73 | -7.27 | -21.11 | -13.84 |
| 1614 to 1620 | -70 | 0.004 | 20 | 35.38 | 36.63 | -13.37 | -46.85 | -33.48 |
| 1620 to 1626.5 | -70 | 0.004 | 10 | 35.38 | 36.63 | -23.37 | -44.60 | -21.23 |
| 1626.5 to 1660 | -70 | 0.004 | 0.8 | 35.38 | 36.63 | -32.57 | -33.42 | -0.85 |
| 1660 to 1670 | -19.5 | 0.02 | 0.8 | 43.5 | 41.74 | 23.04 | -18.67 | -41.71 |
| 1670 to 1735 | -60 | 0.004 | 0.8 | 35.38 | 36.63 | -22.57 | -46.02 | -23.45 |
| 1735 to 12000 | -105 | 0.004 | 50 | 35.38 | 36.63 | -18.37 | -26.14 | -7.77 |
| 12000 to 18000 | -70 | 0.004 | 15 | 35.38 | 36.63 | -18.37 | -50.50 | -32.13 |

BPSK 1626.5 MHz Conducted Spurious Emissions

| Freq (MHz) | Limit (dBc) | RBW (MHz) | Modified A Type DLNA Rejection (dB) | Measured Power (dBm) | Corrected Power (dBm) | Necessary Level (dBm) | Measured Level (dBm) | Margin (dB) |
|------------------|-------------|-----------|-------------------------------------|----------------------|-----------------------|-----------------------|----------------------|-------------|
| .010 to 1525 | -135 | 0.004 | 80 | 46.9 | 48.15 | -6.85 | -48.77 | -41.92 |
| 1525 to 1559 | -203 | 0.004 | 120 | 46.9 | 48.15 | -34.85 | -51.9 | -17.05 |
| 1559 to 1585 | -155 | 1 | 100 | 47.73 | 47.73 | -7.27 | -24.36 | -17.09 |
| 1585 to 1605 | -143 | 1 | 88 | 47.73 | 47.73 | -7.27 | -23.81 | -16.54 |
| 1605 to 1610 | -117 | 1 | 62 | 47.73 | 47.73 | -7.27 | -22.47 | -15.20 |
| 1610 to 1610.6 | -95 | 1 | 40 | 47.73 | 47.73 | -7.27 | -22.2 | -14.93 |
| 1610.6 to 1613.8 | -49 | 1 | 40 | 47.73 | 47.73 | 38.73 | -21.23 | -59.96 |
| 1613.8 to 1614 | -95 | 1 | 40 | 47.73 | 47.73 | -7.27 | -20.77 | -13.50 |
| 1614 to 1620 | -70 | 0.004 | 2.3 | 46.9 | 48.15 | -19.55 | -27.1 | -7.55 |
| 1620 to 1626.5 | -70 | 0.004 | 2.3 | 46.9 | 48.15 | -19.55 | -28.2 | -8.65 |
| 1626.5 to 1660 | -70 | 0.004 | 0.8 | 46.9 | 48.15 | -21.05 | -24.96 | -3.91 |
| 1660 to 1670 | -19.5 | 0.02 | 0.8 | 47.23 | 45.47 | 26.77 | -31.68 | -58.45 |
| 1670 to 1735 | -60 | 0.004 | 0.8 | 46.9 | 48.15 | -11.05 | -47.5 | -36.45 |
| 1735 to 12000 | -105 | 0.004 | 50 | 46.9 | 48.15 | -6.85 | -31.68 | -24.83 |
| 12000 to 18000 | -70 | 0.004 | 15 | 46.9 | 48.15 | -6.85 | -51.03 | -44.18 |

**BPSK 1643.5 MHz Conducted Spurious Emissions**

| Freq (MHz) | Limit (dBc) | RBW (MHz) | Modified A Type DLNA Rejection (dB) | Measured Power (dBm) | Corrected Power (dBm) | Necessary Level (dBm) | Measured Level (dBm) | Margin (dB) |
|------------------|-------------|-----------|-------------------------------------|----------------------|-----------------------|-----------------------|----------------------|-------------|
| .010 to 1525 | -135 | 0.004 | 80 | 47.4 | 48.65 | -6.35 | -45.69 | -39.34 |
| 1525 to 1559 | -203 | 0.004 | 120 | 47.4 | 48.65 | -34.35 | -53.06 | -18.71 |
| 1559 to 1585 | -155 | 1 | 100 | 47.73 | 47.73 | -7.27 | -27.05 | -19.78 |
| 1585 to 1605 | -143 | 1 | 88 | 47.73 | 47.73 | -7.27 | -25.8 | -18.53 |
| 1605 to 1610 | -117 | 1 | 62 | 47.73 | 47.73 | -7.27 | -24.51 | -17.24 |
| 1610 to 1610.6 | -95 | 1 | 40 | 47.73 | 47.73 | -7.27 | -23.16 | -15.89 |
| 1610.6 to 1613.8 | -49 | 1 | 40 | 47.73 | 47.73 | 38.73 | -22.27 | -61.00 |
| 1613.8 to 1614 | -95 | 1 | 40 | 47.73 | 47.73 | -7.27 | -21.18 | -13.91 |
| 1614 to 1620 | -70 | 0.004 | 2.3 | 47.4 | 48.65 | -19.05 | -41.95 | -22.90 |
| 1620 to 1626.5 | -70 | 0.004 | 2.3 | 47.4 | 48.65 | -19.05 | -27.23 | -8.18 |
| 1626.5 to 1660 | -70 | 0.004 | 0.8 | 47.4 | 48.65 | -20.55 | -26.53 | -5.98 |
| 1660 to 1670 | -19.5 | 0.02 | 0.8 | 47.73 | 45.97 | 27.27 | -38.62 | -65.89 |
| 1670 to 1735 | -60 | 0.004 | 0.8 | 47.4 | 48.65 | -10.55 | -40.35 | -29.80 |
| 1735 to 12000 | -105 | 0.004 | 50 | 47.4 | 48.65 | -6.35 | -7.75 | -1.40 |
| 12000 to 18000 | -70 | 0.004 | 15 | 47.4 | 48.65 | -6.35 | -51.3 | -44.95 |

BPSK 1660.5 MHz Conducted Spurious Emissions

| Freq (MHz) | Limit (dBc) | RBW (MHz) | Modified A Type DLNA Rejection (dB) | Measured Power (dBm) | Corrected Power (dBm) | Necessary Level (dBm) | Measured Level (dBm) | Margin (dB) |
|------------------|-------------|-----------|-------------------------------------|----------------------|-----------------------|-----------------------|----------------------|-------------|
| .010 to 1525 | -135 | 0.004 | 80 | 47.4 | 48.65 | -6.35 | -51.16 | -44.81 |
| 1525 to 1559 | -203 | 0.004 | 120 | 47.4 | 48.65 | -34.35 | -51.51 | -17.16 |
| 1559 to 1585 | -155 | 1 | 100 | 47.73 | 47.73 | -7.27 | -25.74 | -18.47 |
| 1585 to 1605 | -143 | 1 | 88 | 47.73 | 47.73 | -7.27 | -25.44 | -18.17 |
| 1605 to 1610 | -117 | 1 | 62 | 47.73 | 47.73 | -7.27 | -24.06 | -16.79 |
| 1610 to 1610.6 | -95 | 1 | 40 | 47.73 | 47.73 | -7.27 | -23.23 | -15.96 |
| 1610.6 to 1613.8 | -49 | 1 | 40 | 47.73 | 47.73 | 38.73 | -23.06 | -61.79 |
| 1613.8 to 1614 | -95 | 1 | 40 | 47.73 | 47.73 | -7.27 | -23.02 | -15.75 |
| 1614 to 1620 | -70 | 0.004 | 2.3 | 47.4 | 48.65 | -19.05 | -42.04 | -22.99 |
| 1620 to 1626.5 | -70 | 0.004 | 2.3 | 47.4 | 48.65 | -19.05 | -36.05 | -17.00 |
| 1626.5 to 1660 | -70 | 0.004 | 0.8 | 47.4 | 48.65 | -20.55 | -28.16 | -7.61 |
| 1660 to 1670 | -19.5 | 0.02 | 0.8 | 47.57 | 45.81 | 27.11 | -19.16 | -46.27 |
| 1670 to 1735 | -60 | 0.004 | 0.8 | 47.4 | 48.65 | -10.55 | -44.62 | -34.07 |
| 1735 to 12000 | -105 | 0.004 | 50 | 47.4 | 48.65 | -6.35 | -9.9 | -3.55 |
| 12000 to 18000 | -70 | 0.004 | 15 | 47.4 | 48.65 | -6.35 | -51.46 | -45.11 |

QPSK 1626.5 MHz Conducted Spurious Emissions

| Freq (MHz) | Limit (dBc) | RBW (MHz) | Modified A Type DLNA Rejection (dB) | Measured Power (dBm) | Corrected Power (dBm) | Necessary Level (dBm) | Measured Level (dBm) | Margin (dB) |
|------------------|-------------|-----------|-------------------------------------|----------------------|-----------------------|-----------------------|----------------------|-------------|
| .010 to 1525 | -135 | 0.004 | 80 | 37.28 | 38.53 | -16.47 | -54.17 | -37.70 |
| 1525 to 1559 | -203 | 0.004 | 120 | 37.28 | 38.53 | -44.47 | -53.19 | -8.72 |
| 1559 to 1585 | -155 | 1 | 100 | 47.73 | 47.73 | -7.27 | -27.27 | -20.00 |
| 1585 to 1605 | -143 | 1 | 88 | 47.73 | 47.73 | -7.27 | -25.27 | -18.00 |
| 1605 to 1610 | -117 | 1 | 62 | 47.73 | 47.73 | -7.27 | -24.03 | -16.76 |
| 1610 to 1610.6 | -95 | 1 | 40 | 47.73 | 47.73 | 37.28 | -22.96 | -60.24 |
| 1610.6 to 1613.8 | -49 | 1 | 40 | 47.73 | 47.73 | 38.73 | -22.31 | -61.04 |
| 1613.8 to 1614 | -95 | 1 | 40 | 47.73 | 47.73 | -7.27 | -21.83 | -14.56 |
| 1614 to 1620 | -70 | 0.004 | 2.3 | 37.28 | 38.53 | -29.17 | -41.48 | -12.31 |
| 1620 to 1626.5 | -70 | 0.004 | 2.3 | 37.28 | 38.53 | -29.17 | -30.58 | -1.41 |
| 1626.5 to 1660 | -70 | 0.004 | 0.8 | 37.28 | 38.53 | -30.67 | -32.13 | -1.46 |
| 1660 to 1670 | -19.5 | 0.02 | 0.8 | 43.45 | 41.69 | 22.99 | -36.23 | -59.22 |
| 1670 to 1735 | -60 | 0.004 | 0.8 | 37.28 | 38.53 | -20.67 | -44.64 | -23.97 |
| 1735 to 12000 | -105 | 0.004 | 50 | 37.28 | 38.53 | -16.47 | -28.57 | -12.10 |
| 12000 to 18000 | -70 | 0.004 | 15 | 37.28 | 38.53 | -16.47 | -51.31 | -34.84 |

QPSK 1643.5 MHz Conducted Spurious Emissions

| Freq (MHz) | Limit (dBc) | RBW (MHz) | Modified A Type DLNA Rejection (dB) | Measured Power (dBm) | Corrected Power (dBm) | Necessary Level (dBm) | Measured Level (dBm) | Margin (dB) |
|------------------|-------------|-----------|-------------------------------------|----------------------|-----------------------|-----------------------|----------------------|-------------|
| .010 to 1525 | -135 | 0.004 | 80 | 37.52 | 38.77 | -16.23 | -53.83 | -37.60 |
| 1525 to 1559 | -203 | 0.004 | 120 | 37.52 | 38.77 | -44.23 | -53.07 | -8.84 |
| 1559 to 1585 | -155 | 1 | 100 | 47.73 | 47.73 | -7.27 | -27.08 | -19.81 |
| 1585 to 1605 | -143 | 1 | 88 | 47.73 | 47.73 | -7.27 | -25.35 | -18.08 |
| 1605 to 1610 | -117 | 1 | 62 | 47.73 | 47.73 | -7.27 | -24.25 | -16.98 |
| 1610 to 1610.6 | -95 | 1 | 40 | 47.73 | 47.73 | -7.27 | -23.17 | -15.90 |
| 1610.6 to 1613.8 | -49 | 1 | 40 | 47.73 | 47.73 | 38.73 | -24.41 | -63.14 |
| 1613.8 to 1614 | -95 | 1 | 40 | 47.73 | 47.73 | -7.27 | -23.61 | -16.34 |
| 1614 to 1620 | -70 | 0.004 | 2.3 | 37.52 | 38.77 | -28.93 | -41.85 | -12.92 |
| 1620 to 1626.5 | -70 | 0.004 | 2.3 | 37.52 | 38.77 | -28.93 | -44.23 | -15.30 |
| 1626.5 to 1660 | -70 | 0.004 | 0.8 | 37.52 | 38.77 | -30.43 | -32.18 | -1.75 |
| 1660 to 1670 | -19.5 | 0.02 | 0.8 | 43.4 | 41.64 | 22.94 | -36.90 | -59.84 |
| 1670 to 1735 | -60 | 0.004 | 0.8 | 37.52 | 38.77 | -20.43 | -44.88 | -24.45 |
| 1735 to 12000 | -105 | 0.004 | 50 | 37.52 | 38.77 | -16.23 | -24.70 | -8.47 |
| 12000 to 18000 | -70 | 0.004 | 15 | 37.52 | 38.77 | -16.23 | -51.54 | -35.31 |

QPSK 1660.5 MHz Conducted Spurious Emissions

| Freq (MHz) | Limit (dBc) | RBW (MHz) | Modified A Type DLNA Rejection (dB) | Measured Power (dBm) | Corrected Power (dBm) | Necessary Level (dBm) | Measured Level (dBm) | Margin (dB) |
|------------------|-------------|-----------|-------------------------------------|----------------------|-----------------------|-----------------------|----------------------|-------------|
| .010 to 1525 | -135 | 0.004 | 80 | 37.32 | 38.57 | -16.43 | -54.44 | -38.01 |
| 1525 to 1559 | -203 | 0.004 | 120 | 37.32 | 38.57 | -44.43 | -54.75 | -10.32 |
| 1559 to 1585 | -155 | 1 | 100 | 47.73 | 47.73 | -7.27 | -27.04 | -19.77 |
| 1585 to 1605 | -143 | 1 | 88 | 47.73 | 47.73 | -7.27 | -25.43 | -18.16 |
| 1605 to 1610 | -117 | 1 | 62 | 47.73 | 47.73 | -7.27 | -34.37 | -27.10 |
| 1610 to 1610.6 | -95 | 1 | 40 | 47.73 | 47.73 | -7.27 | -22.72 | -15.45 |
| 1610.6 to 1613.8 | -49 | 1 | 40 | 47.73 | 47.73 | 38.73 | -23.11 | -61.84 |
| 1613.8 to 1614 | -95 | 1 | 40 | 47.73 | 47.73 | -7.27 | -22.77 | -15.50 |
| 1614 to 1620 | -70 | 0.004 | 2.3 | 37.32 | 38.57 | -29.13 | -47.78 | -18.65 |
| 1620 to 1626.5 | -70 | 0.004 | 2.3 | 37.32 | 38.57 | -29.13 | -43.30 | -14.17 |
| 1626.5 to 1660 | -70 | 0.004 | 0.8 | 37.32 | 38.57 | -30.63 | -32.14 | -1.51 |
| 1660 to 1670 | -19.5 | 0.02 | 0.8 | 43.46 | 41.70 | 23.00 | -17.95 | -40.95 |
| 1670 to 1735 | -60 | 0.004 | 0.8 | 37.32 | 38.57 | -20.63 | -44.97 | -24.34 |
| 1735 to 12000 | -105 | 0.004 | 50 | 37.32 | 38.57 | -16.43 | -30.24 | -13.81 |
| 12000 to 18000 | -70 | 0.004 | 15 | 37.32 | 38.57 | -16.43 | -50.49 | -34.06 |

QAM 1626.5 MHz Conducted Spurious Emissions

| Freq (MHz) | Limit (dBc) | RBW (MHz) | Modified A Type DLNA Rejection (dB) | Measured Power (dBm) | Corrected Power (dBm) | Necessary Level (dBm) | Measured Level (dBm) | Margin (dB) |
|------------------|-------------|-----------|-------------------------------------|----------------------|-----------------------|-----------------------|----------------------|-------------|
| .010 to 1525 | -135 | 0.004 | 80 | 35.94 | 37.19 | -17.81 | -53.64 | -35.83 |
| 1525 to 1559 | -203 | 0.004 | 120 | 35.94 | 37.19 | -45.81 | -54.96 | -9.15 |
| 1559 to 1585 | -155 | 1 | 100 | 47.73 | 47.73 | -7.27 | -27.04 | -19.77 |
| 1585 to 1605 | -143 | 1 | 88 | 47.73 | 47.73 | -7.27 | -25.53 | -18.26 |
| 1605 to 1610 | -117 | 1 | 62 | 47.73 | 47.73 | -7.27 | -24.62 | -17.35 |
| 1610 to 1610.6 | -95 | 1 | 40 | 47.73 | 47.73 | 37.28 | -23.27 | -60.55 |
| 1610.6 to 1613.8 | -49 | 1 | 40 | 47.73 | 47.73 | 38.73 | -22.51 | -61.24 |
| 1613.8 to 1614 | -95 | 1 | 40 | 47.73 | 47.73 | -7.27 | -22.10 | -14.83 |
| 1614 to 1620 | -70 | 0.004 | 2.3 | 35.94 | 37.19 | -30.51 | -44.24 | -13.73 |
| 1620 to 1626.5 | -70 | 0.004 | 2.3 | 35.94 | 37.19 | -30.51 | -33.63 | -3.12 |
| 1626.5 to 1660 | -70 | 0.004 | 0.8 | 35.94 | 37.19 | -32.01 | -34.21 | -2.20 |
| 1660 to 1670 | -19.5 | 0.02 | 0.8 | 43.13 | 41.37 | 22.67 | -36.21 | -58.88 |
| 1670 to 1735 | -60 | 0.004 | 0.8 | 35.94 | 37.19 | -22.01 | -49.34 | -27.33 |
| 1735 to 12000 | -105 | 0.004 | 50 | 35.94 | 37.19 | -17.81 | -30.98 | -13.17 |
| 12000 to 18000 | -70 | 0.004 | 15 | 35.94 | 37.19 | -17.81 | -51.24 | -33.43 |

QAM 1643.5 MHz Conducted Spurious Emissions

| Freq (MHz) | Limit (dBc) | RBW (MHz) | Modified A Type DLNA Rejection (dB) | Measured Power (dBm) | Corrected Power (dBm) | Necessary Level (dBm) | Measured Level (dBm) | Margin (dB) |
|------------------|-------------|-----------|-------------------------------------|----------------------|-----------------------|-----------------------|----------------------|-------------|
| .010 to 1525 | -135 | 0.004 | 80 | 35.38 | 36.63 | -18.37 | -53.53 | -35.16 |
| 1525 to 1559 | -203 | 0.004 | 120 | 35.38 | 36.63 | -46.37 | -53.48 | -7.11 |
| 1559 to 1585 | -155 | 1 | 100 | 47.73 | 47.73 | -7.27 | -25.66 | -18.39 |
| 1585 to 1605 | -143 | 1 | 88 | 47.73 | 47.73 | -7.27 | -24.69 | -17.42 |
| 1605 to 1610 | -117 | 1 | 62 | 47.73 | 47.73 | -7.27 | -23.77 | -16.50 |
| 1610 to 1610.6 | -95 | 1 | 40 | 47.73 | 47.73 | -7.27 | -21.87 | -14.60 |
| 1610.6 to 1613.8 | -49 | 1 | 40 | 47.73 | 47.73 | 38.73 | -22.16 | -60.89 |
| 1613.8 to 1614 | -95 | 1 | 40 | 47.73 | 47.73 | -7.27 | -22.31 | -15.04 |
| 1614 to 1620 | -70 | 0.004 | 2.3 | 35.38 | 36.63 | -31.07 | -42.54 | -11.47 |
| 1620 to 1626.5 | -70 | 0.004 | 2.3 | 35.38 | 36.63 | -31.07 | -43.57 | -12.50 |
| 1626.5 to 1660 | -70 | 0.004 | 0.8 | 35.38 | 36.63 | -32.57 | -34.57 | -2.00 |
| 1660 to 1670 | -19.5 | 0.02 | 0.8 | 43.5 | 41.74 | 23.04 | -36.28 | -59.32 |
| 1670 to 1735 | -60 | 0.004 | 0.8 | 35.38 | 36.63 | -22.57 | -44.28 | -21.71 |
| 1735 to 12000 | -105 | 0.004 | 50 | 35.38 | 36.63 | -18.37 | -29.22 | -10.85 |
| 12000 to 18000 | -70 | 0.004 | 15 | 35.38 | 36.63 | -18.37 | -49.77 | -31.40 |

QAM 1660.5 MHz Conducted Spurious Emissions

| Freq (MHz) | Limit (dBc) | RBW (MHz) | Modified A Type DLNA Rejection (dB) | Measured Power (dBm) | Corrected Power (dBm) | Necessary Level (dBm) | Measured Level (dBm) | Margin (dB) |
|------------------|-------------|-----------|-------------------------------------|----------------------|-----------------------|-----------------------|----------------------|-------------|
| .010 to 1525 | -135 | 0.004 | 80 | 35.38 | 36.63 | -18.37 | -52.86 | -34.49 |
| 1525 to 1559 | -203 | 0.004 | 120 | 35.38 | 36.63 | -46.37 | -54.00 | -7.63 |
| 1559 to 1585 | -155 | 1 | 100 | 47.73 | 47.73 | -7.27 | -24.82 | -17.55 |
| 1585 to 1605 | -143 | 1 | 88 | 47.73 | 47.73 | -7.27 | -24.35 | -17.08 |
| 1605 to 1610 | -117 | 1 | 62 | 47.73 | 47.73 | -7.27 | -23.78 | -16.51 |
| 1610 to 1610.6 | -95 | 1 | 40 | 47.73 | 47.73 | -7.27 | -21.43 | -14.16 |
| 1610.6 to 1613.8 | -49 | 1 | 40 | 47.73 | 47.73 | 38.73 | -22.69 | -61.42 |
| 1613.8 to 1614 | -95 | 1 | 40 | 47.73 | 47.73 | -7.27 | -21.11 | -13.84 |
| 1614 to 1620 | -70 | 0.004 | 2.3 | 35.38 | 36.63 | -31.07 | -46.85 | -15.78 |
| 1620 to 1626.5 | -70 | 0.004 | 2.3 | 35.38 | 36.63 | -31.07 | -44.60 | -13.53 |
| 1626.5 to 1660 | -70 | 0.004 | 0.8 | 35.38 | 36.63 | -32.57 | -33.42 | -0.85 |
| 1660 to 1670 | -19.5 | 0.02 | 0.8 | 43.5 | 41.74 | 23.04 | -18.67 | -41.71 |
| 1670 to 1735 | -60 | 0.004 | 0.8 | 35.38 | 36.63 | -22.57 | -46.02 | -23.45 |
| 1735 to 12000 | -105 | 0.004 | 50 | 35.38 | 36.63 | -18.37 | -26.14 | -7.77 |
| 12000 to 18000 | -70 | 0.004 | 15 | 35.38 | 36.63 | -18.37 | -50.50 | -32.13 |



Name of Test: Field Strength of Spurious Radiation
Specification: 2.1053,
Test Equipment Utilized: 0668, 04806, i00103, i00331

Engineer: J. Erhard
Test Date: 3/19/2010

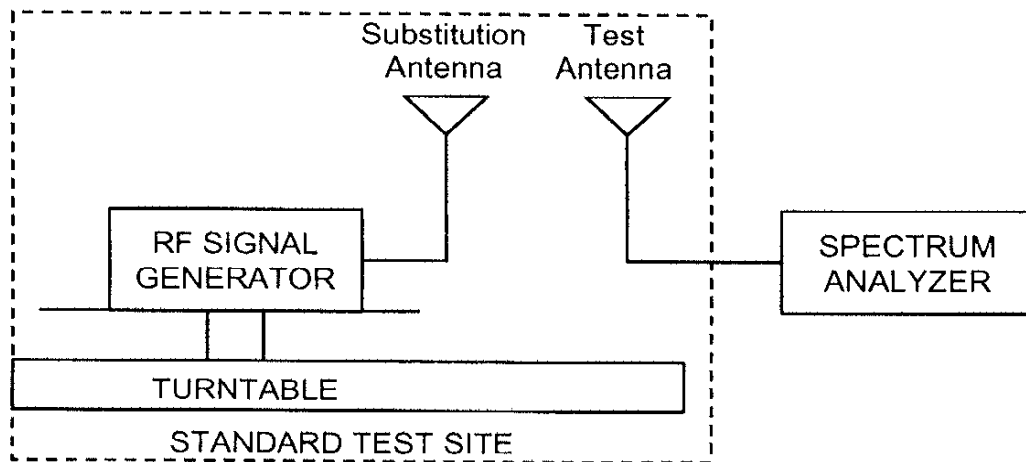
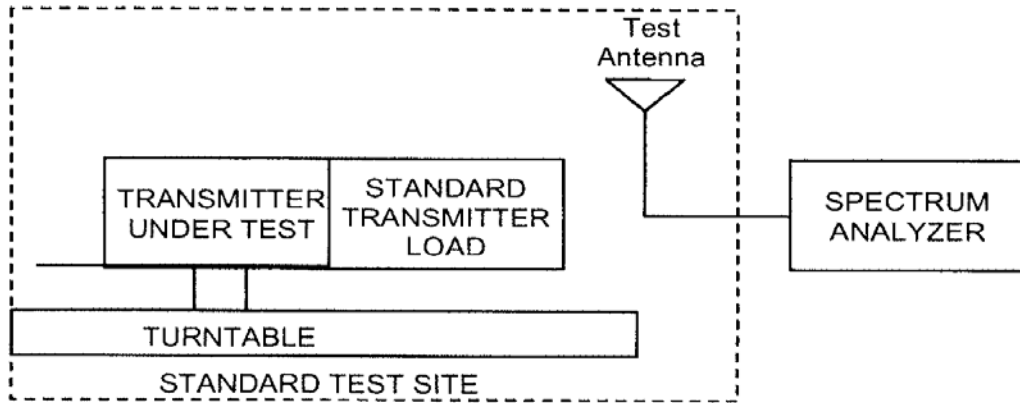
Test Procedure

- A) Connect the equipment as illustrated
- B) Adjust the spectrum analyzer for the following settings:
 - 1) Resolution Bandwidth 100 kHz (<1 GHz), 1 MHz (> 1GHz).
 - 2) Video Bandwidth ≥ 3 times Resolution Bandwidth, or 30 kHz
 - 3) Sweep Speed ≤ 2000 Hz/second
 - 4) Detector Mode = Mean or Average Power
- C) Place the transmitter to be tested on the turntable in the standard test site. The transmitter is transmitting into a non-radiating load that is placed on the turntable. The RF cable to this load should be of minimum length.
- D) For each spurious measurement the test antenna should be adjusted to the correct length for the frequency involved. This length may be determined from a calibration ruler supplied with the equipment. Measurements shall be made from the lowest radio frequency generated in the equipment to the tenth harmonic of the carrier, except for the region close to the carrier equal to \pm the test bandwidth (see section 1.3.4.4).
- E) For each spurious frequency, raise and lower the test antenna from 1 m to 4 m to obtain a maximum reading on the spectrum analyzer with the test antenna at horizontal polarity. Repeat this procedure to obtain the highest possible reading. Record this maximum reading.
- F) Repeat step E) for each spurious frequency with the test antenna polarized vertically.
- G) Reconnect the equipment as illustrated.
- H) Keep the spectrum analyzer adjusted as in step B).
- I) Remove the transmitter and replace it with a substitution antenna (the antenna should be half-wavelength for each frequency involved). The center of the substitution antenna should be approximately at the same location as the center of the transmitter. At lower frequencies, where the substitution antenna is very long, this will be impossible to achieve when the antenna is polarized vertically. In such case the lower end of the antenna should be 0.3 m above the ground.
- J) Feed the substitution antenna at the transmitter end with a signal generator connected to the antenna by means of a non-radiating cable. With the antennas at both ends horizontally polarized and with the signal generator tuned to a particular spurious frequency, raise and lower the test antenna to obtain a maximum reading at the spectrum analyzer. Adjust the level of the signal generator output until the previously recorded maximum reading for this set of conditions is obtained. This should be done carefully repeating the adjustment of the test antenna and generator output.
- K) Repeat step J) with both antennas vertically polarized for each spurious frequency.
- L) Calculate power in dBm into a reference ideal half-wave dipole antenna by reducing the readings obtained in steps J) and K) by the power loss in the cable between the generator and the antenna and further corrected for the gain of the substitution antenna used relative to an ideal half-wave dipole antenna.
- M) The levels recorded in step L) are absolute levels of radiated spurious emissions in dBm. The radiated spurious emissions in dB can be calculated by the following:

Radiated spurious emissions dB = $10\log_{10}(\text{TX power in watts}/0.001)$ – the levels in step I)

NOTE: It is permissible that other antennas provided can be referenced to a dipole.

Test Setup



**BPSK 1626.5 MHz Radiated Spurious Emissions**

| Emission Frequency (MHz) | Measured Level (dBm) | Limit (dBm) | Result |
|--------------------------|----------------------|-------------|--------|
| 3253.0 | -55.5 | -13 | Pass |
| 4879.5 | -53.7 | -13 | Pass |
| 6506.0 | -50.6 | -13 | Pass |

BPSK 1643.5 MHz Radiated Spurious Emissions

| Emission Frequency (MHz) | Measured Level (dBm) | Limit (dBm) | Result |
|--------------------------|----------------------|-------------|--------|
| 3287.0 | -57.7 | -13 | Pass |
| 4930.5 | -57.0 | -13 | Pass |
| 6574.0 | -56.3 | -13 | Pass |

BPSK 1660.5 MHz Radiated Spurious Emissions

| Emission Frequency (MHz) | Measured Level (dBm) | Limit (dBm) | Result |
|--------------------------|----------------------|-------------|--------|
| 3321.0 | -55.6 | -13 | Pass |
| 4981.5 | -58.1 | -13 | Pass |
| 6642.0 | -56.7 | -13 | Pass |

QPSK 1626.5 MHz Radiated Spurious Emissions

| Emission Frequency (MHz) | Measured Level (dBm) | Limit (dBm) | Result |
|--------------------------|----------------------|-------------|--------|
| 3253.0 | -58.7 | -13 | Pass |
| 4879.5 | -57.7 | -13 | Pass |
| 6506.0 | -57.0 | -13 | Pass |

QPSK 1643.5 MHz Radiated Spurious Emissions

| Emission Frequency (MHz) | Measured Level (dBm) | Limit (dBm) | Result |
|--------------------------|----------------------|-------------|--------|
| 3287.0 | -59.4 | -13 | Pass |
| 4930.5 | -57.5 | -13 | Pass |
| 6574.0 | -56.7 | -13 | Pass |

QPSK 1660.5 MHz Radiated Spurious Emissions

| Emission Frequency (MHz) | Measured Level (dBm) | Limit (dBm) | Result |
|--------------------------|----------------------|-------------|--------|
| 3321.0 | -57.4 | -13 | Pass |
| 4981.5 | -58.4 | -13 | Pass |
| 6642.0 | -57.4 | -13 | Pass |



QAM 1626.5 MHz Radiated Spurious Emissions

| Emission Frequency (MHz) | Measured Level (dBm) | Limit (dBm) | Result |
|--------------------------|----------------------|-------------|--------|
| 3253.0 | -59.8 | -13 | Pass |
| 4879.5 | -58.2 | -13 | Pass |
| 6506.0 | -57.7 | -13 | Pass |

QAM 1643.5 MHz Radiated Spurious Emissions

| Emission Frequency (MHz) | Measured Level (dBm) | Limit (dBm) | Result |
|--------------------------|----------------------|-------------|--------|
| 3287.0 | -60.0 | -13 | Pass |
| 4930.5 | -57.5 | -13 | Pass |
| 6574.0 | -57.1 | -13 | Pass |

QAM 1660.5 MHz Radiated Spurious Emissions

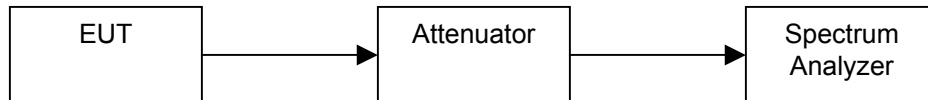
| Emission Frequency (MHz) | Measured Level (dBm) | Limit (dBm) | Result |
|--------------------------|----------------------|-------------|--------|
| 3321.0 | -59.2 | -13 | Pass |
| 4981.5 | -58.4 | -13 | Pass |
| 6642.0 | -56.2 | -13 | Pass |

No other emissions were detected.

Name of Test: Emission Masks (Occupied Bandwidth)
Specification: 2.1049, 87.139(i)(3) **Engineer:** J. Erhard
Test Equipment Utilized: 0668, 04806, i00331 **Test Date:** 3/18/2010

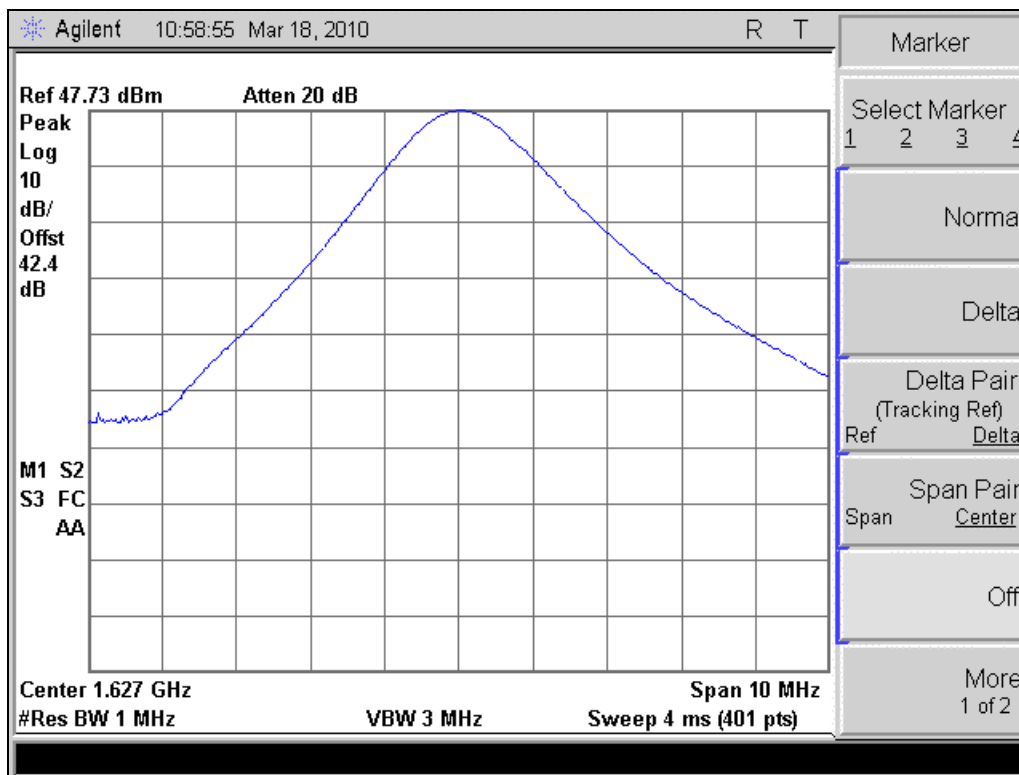
The EUT was connected directly to a spectrum analyzer to verify that the EUT meets the required emissions mask. A reference level plot is provided to verify that the peak power was established prior to testing the mask. The transmitter is digital modulation therefore no data input is required to measure the emission mask. The RBW was set as close as possible to 1% of the occupied bandwidth to ensure accurate readings.

Test Setup



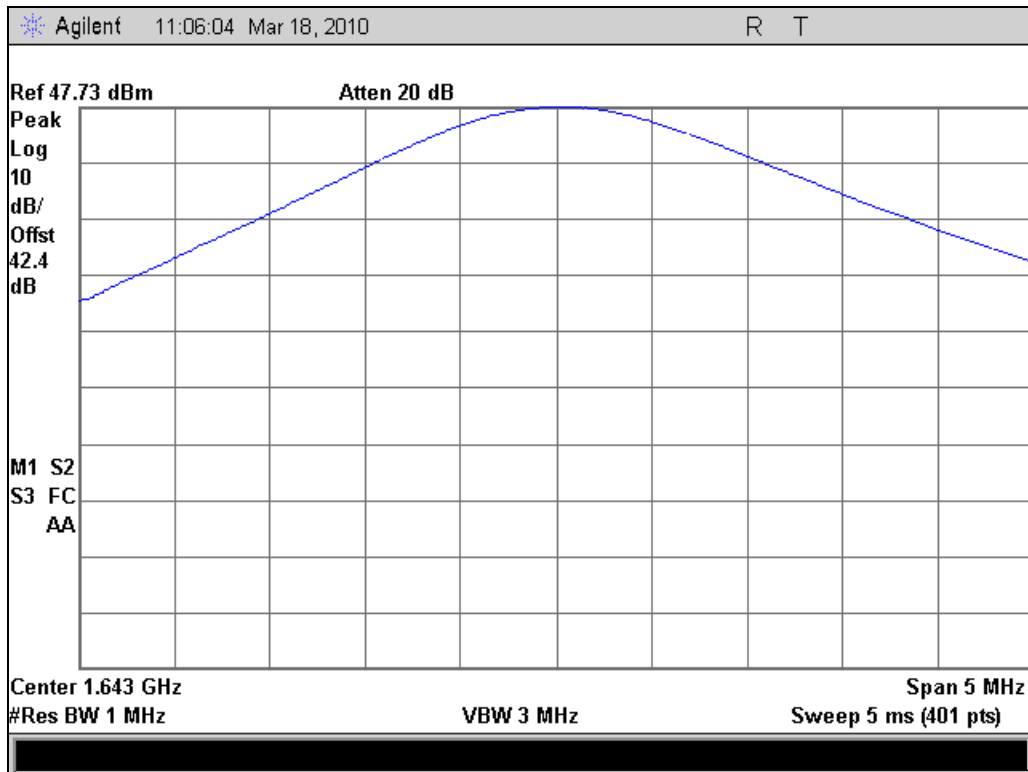
BPSK Emissions Mask

BPSK 1626.5 MHz Reference

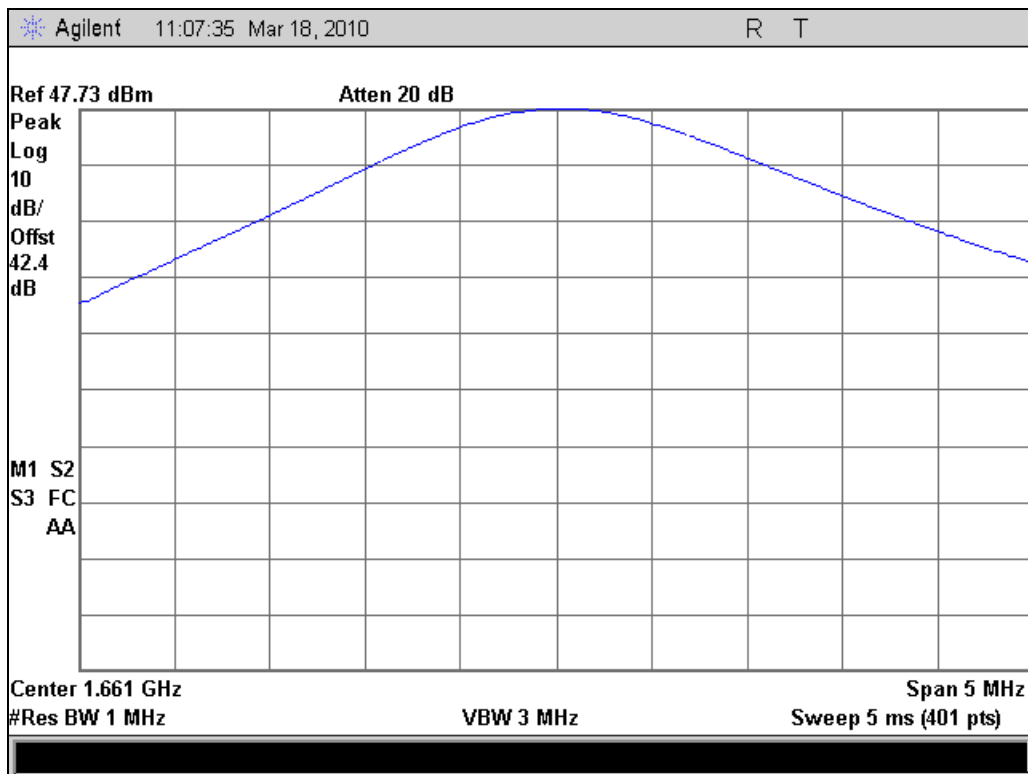




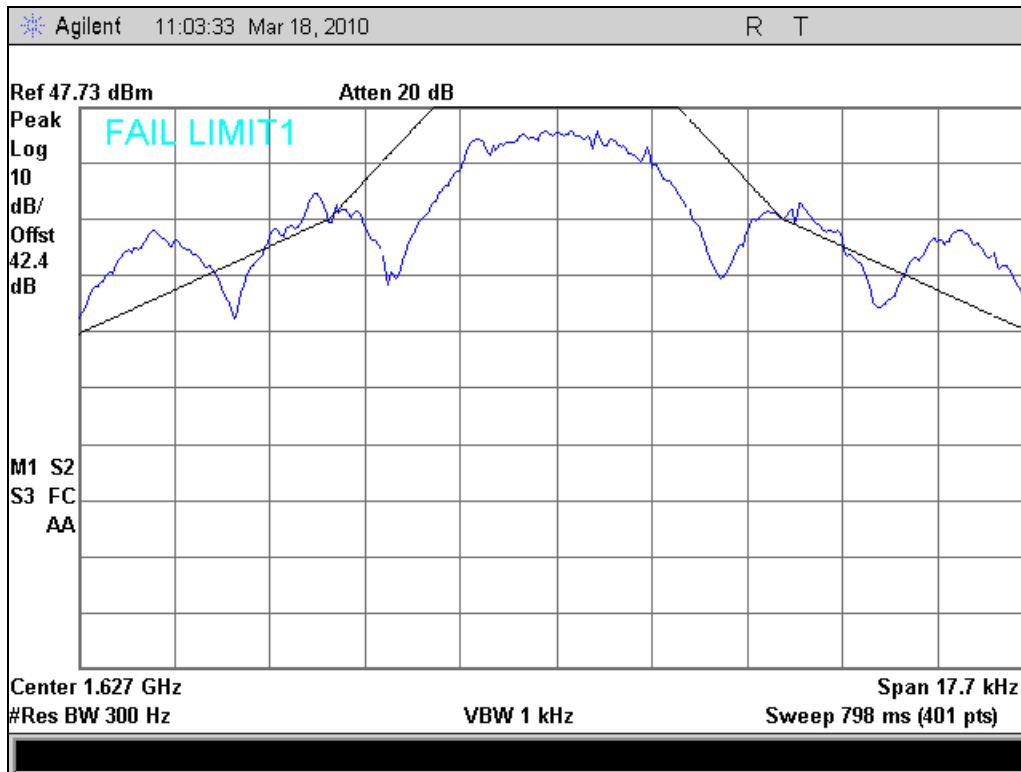
BPSK 1643.5 MHz Reference



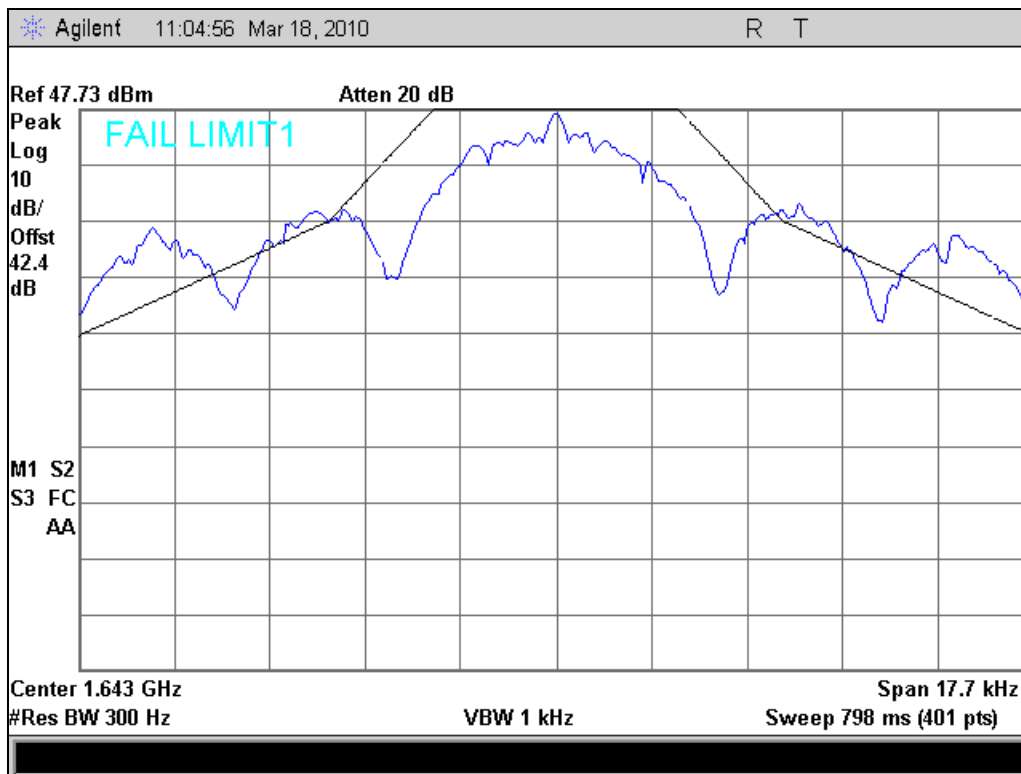
BPSK 1660.5 MHz Reference



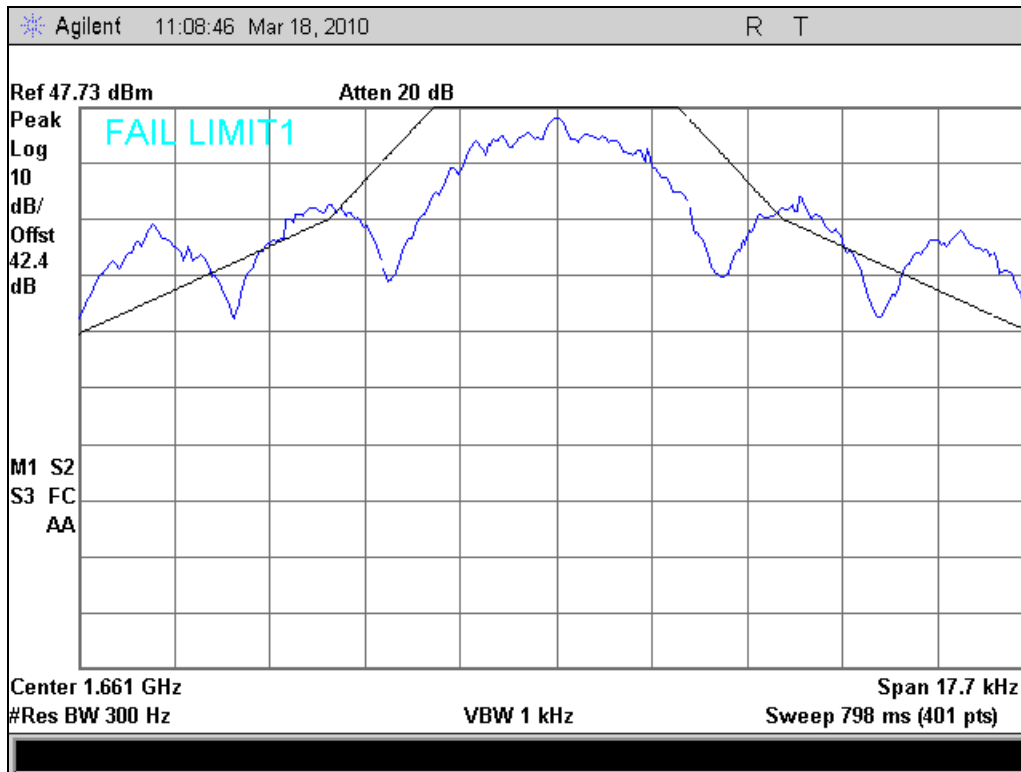
BPSK 1626.5 MHz 21K0G1D



BPSK 1643.5 MHz 21K0G1D



BPSK 1660.5 MHz 21K0G1D

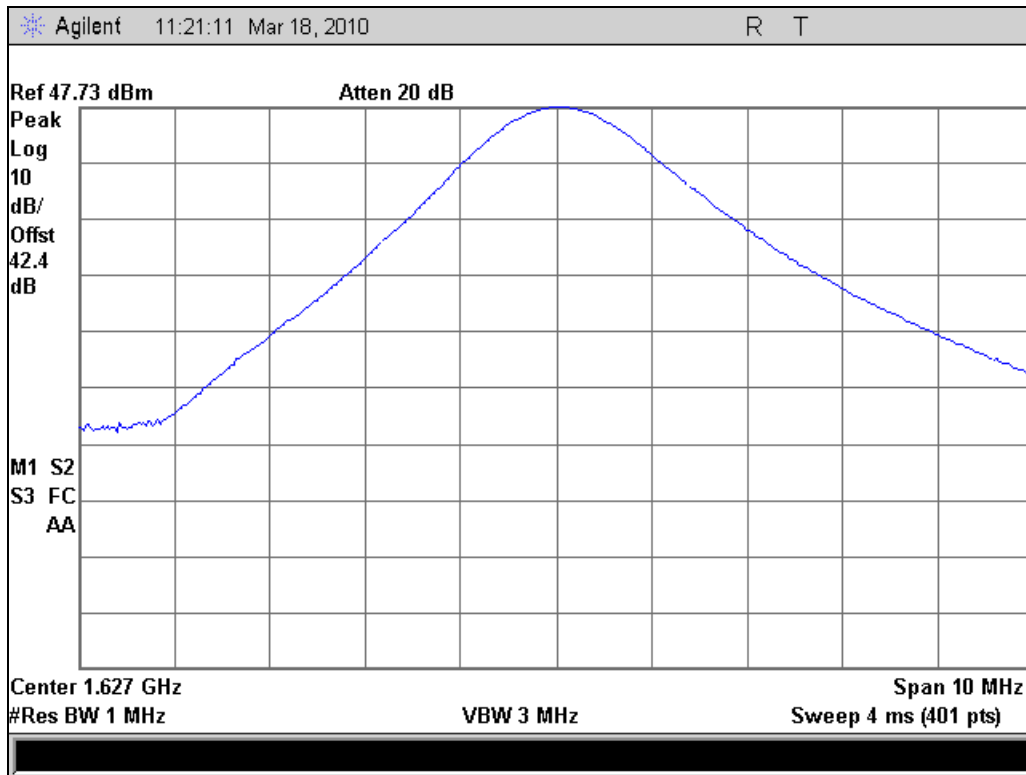


A waiver has been granted for this modulation type and bandwidth.

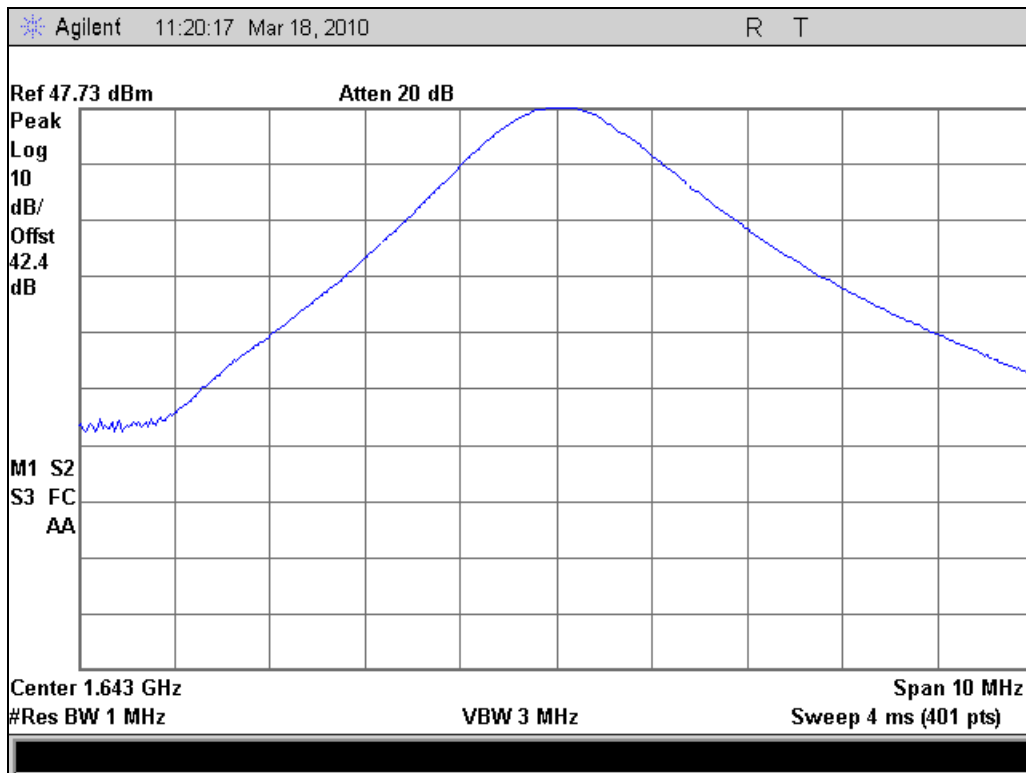


QPSK Emissions Mask

QPSK 1626.5 MHz Reference

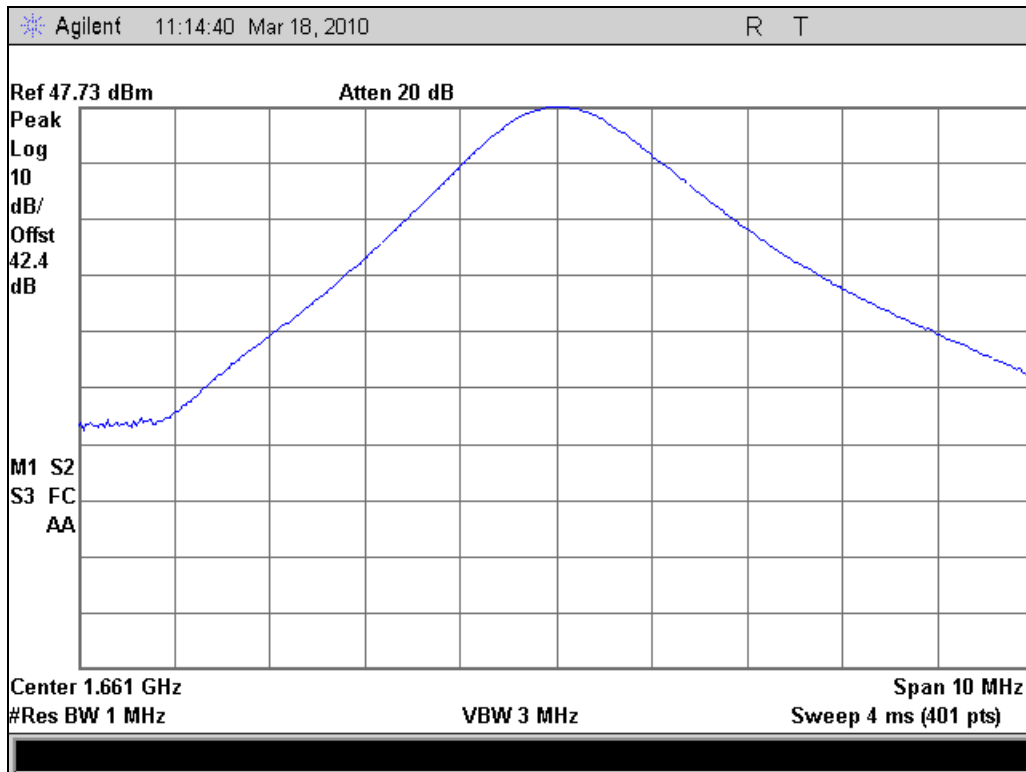


QPSK 1643.5 MHz Reference

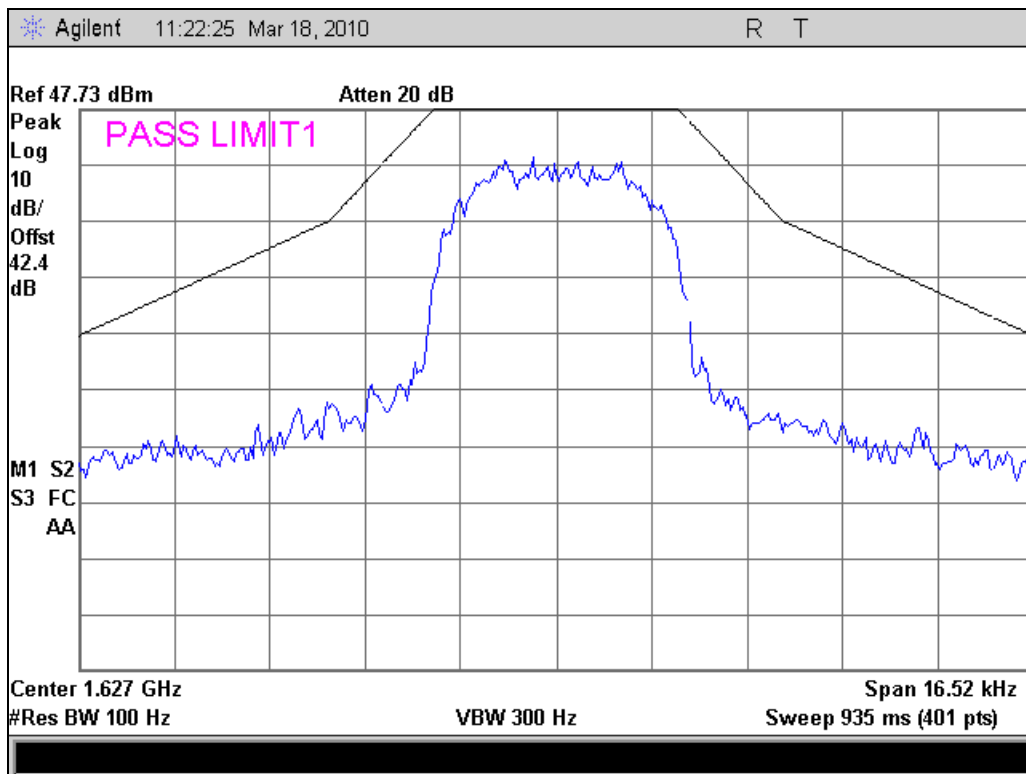




QPSK 1660.5 MHz Reference

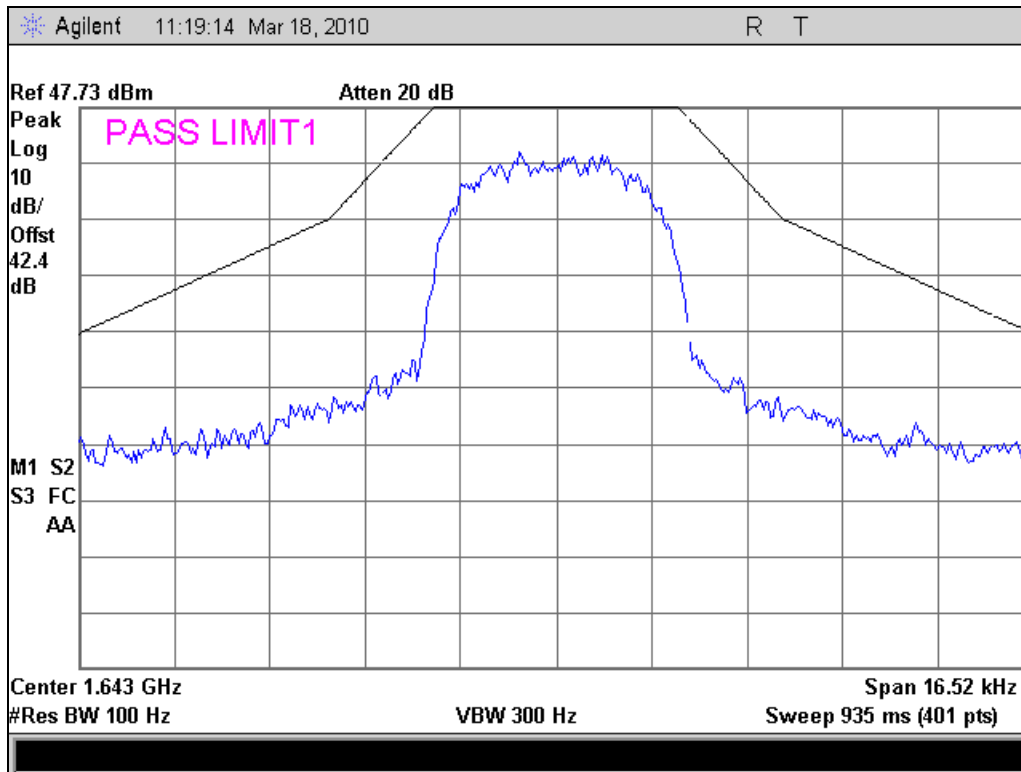


QPSK 1626.5 MHz 7K20G1E

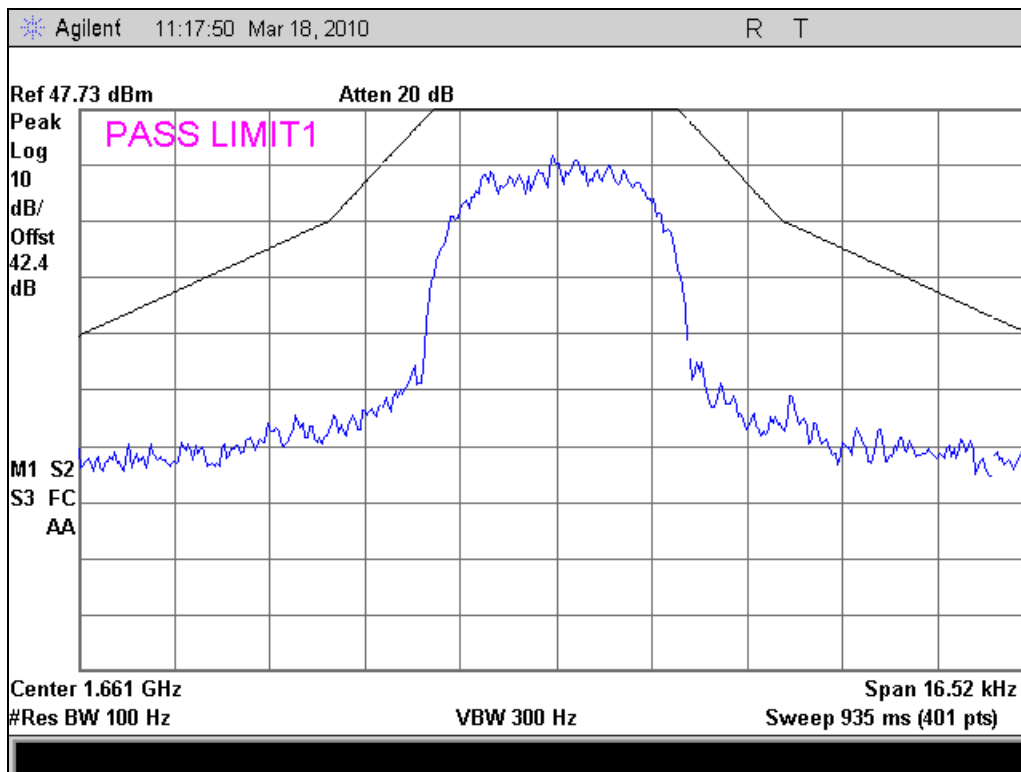




QPSK 1643.5 MHz 7K20G1E

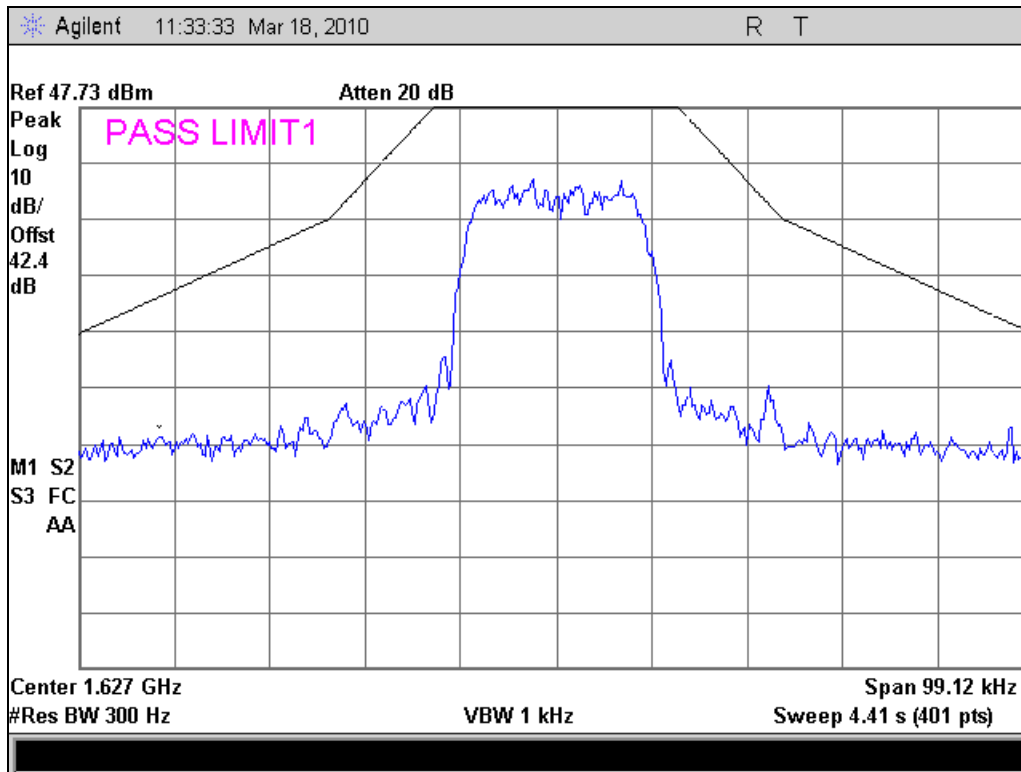


QPSK 1660.5 MHz 7K20G1E

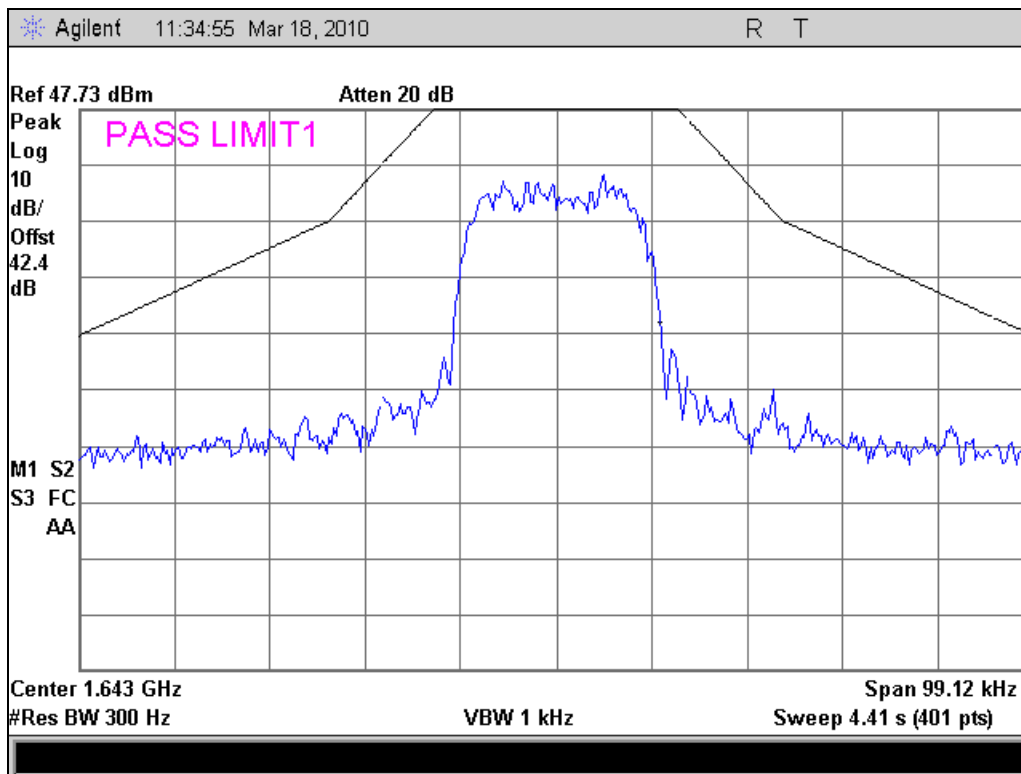




QPSK 1626.5 MHz 25K0G7W

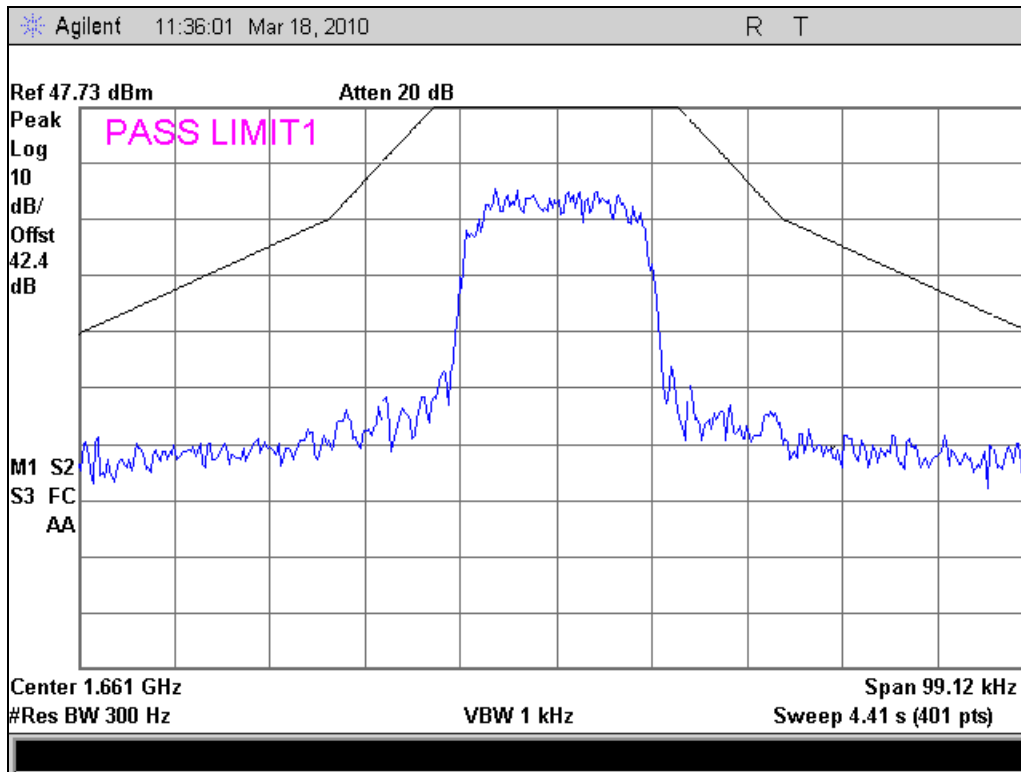


QPSK 1643.5 MHz 25K0G7W

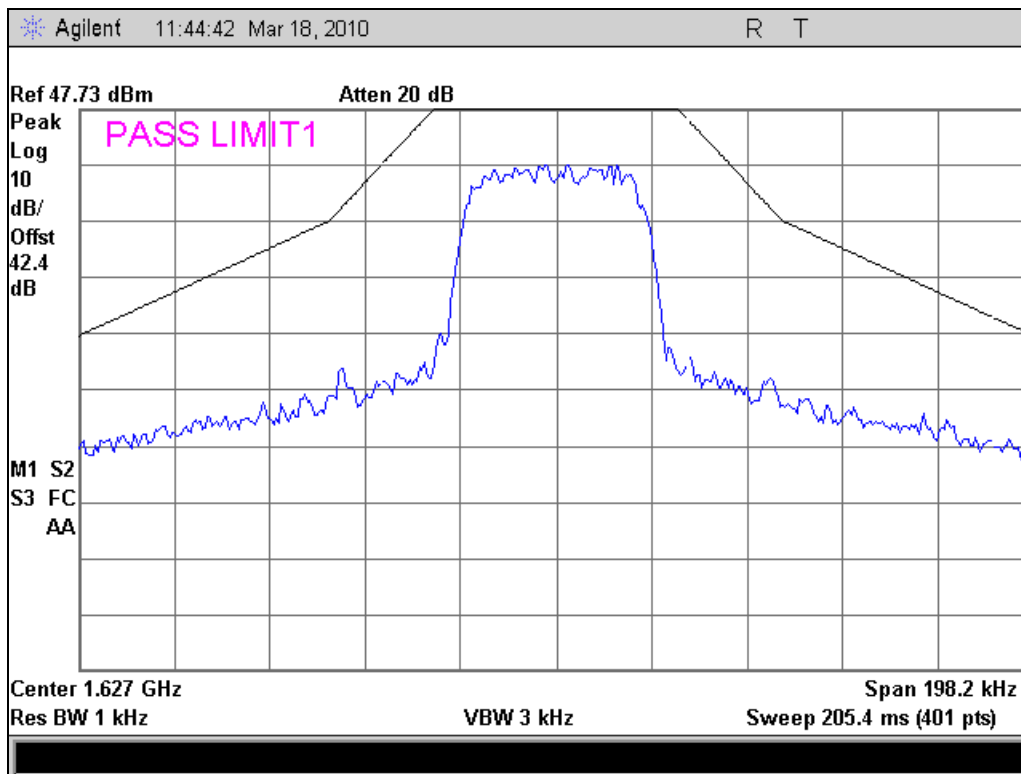




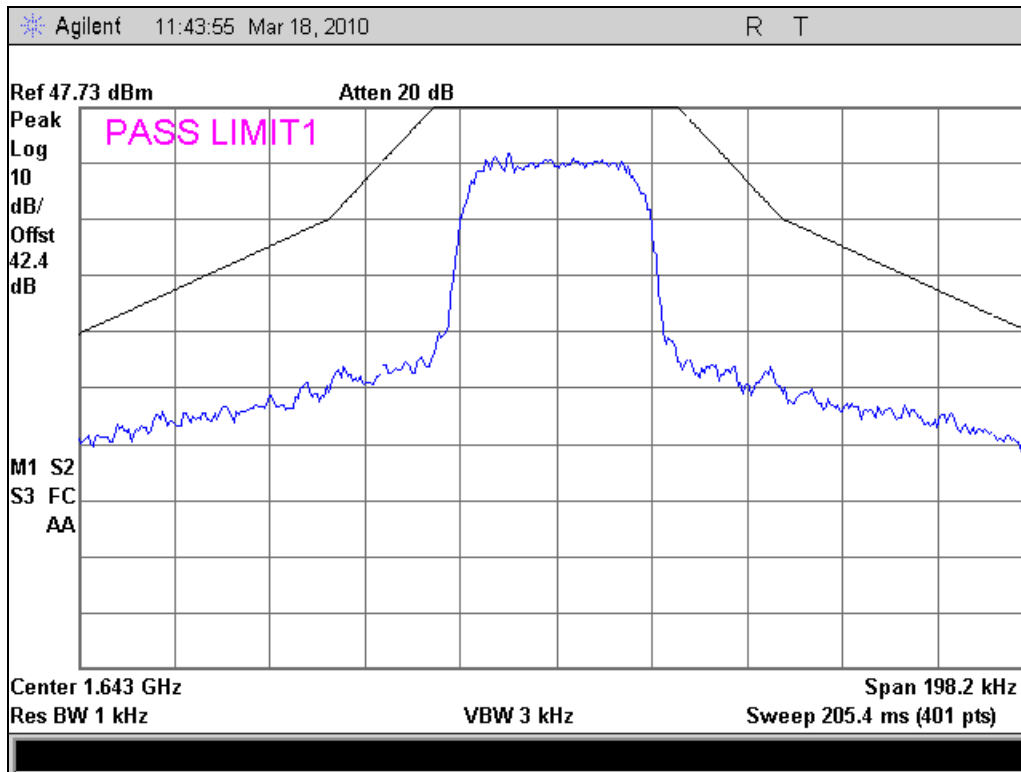
QPSK 1660.5 MHz 25K0G7W



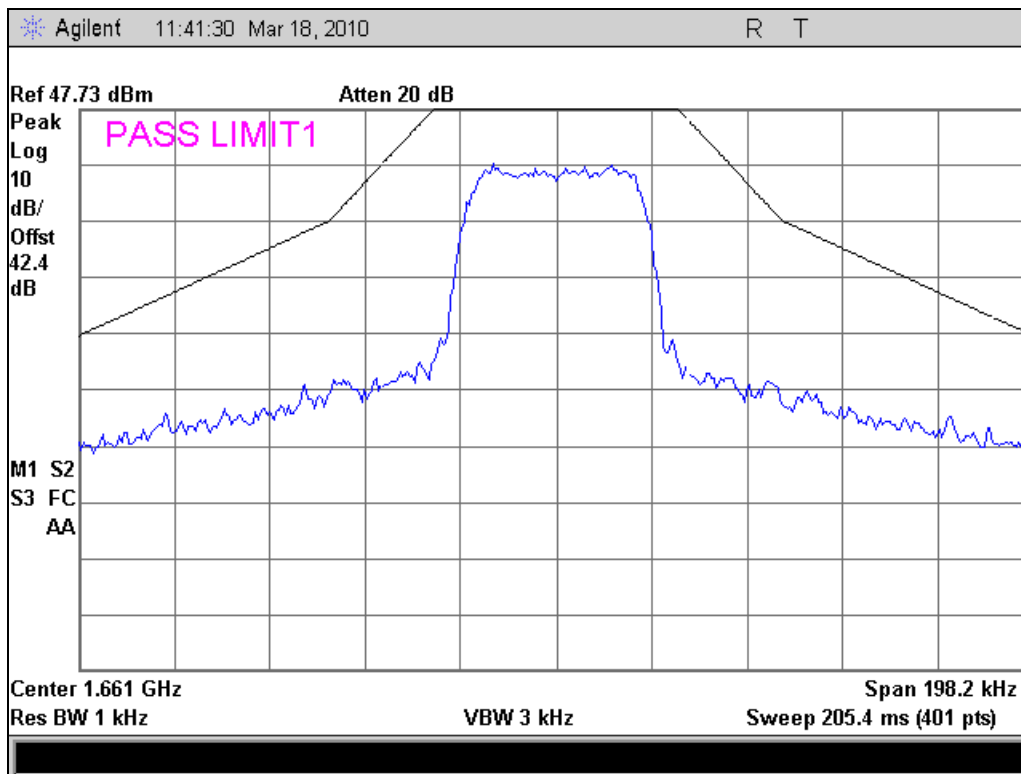
QPSK 1626.5 MHz 50K0G7W



QPSK 1643.5 MHz 50K0G7W

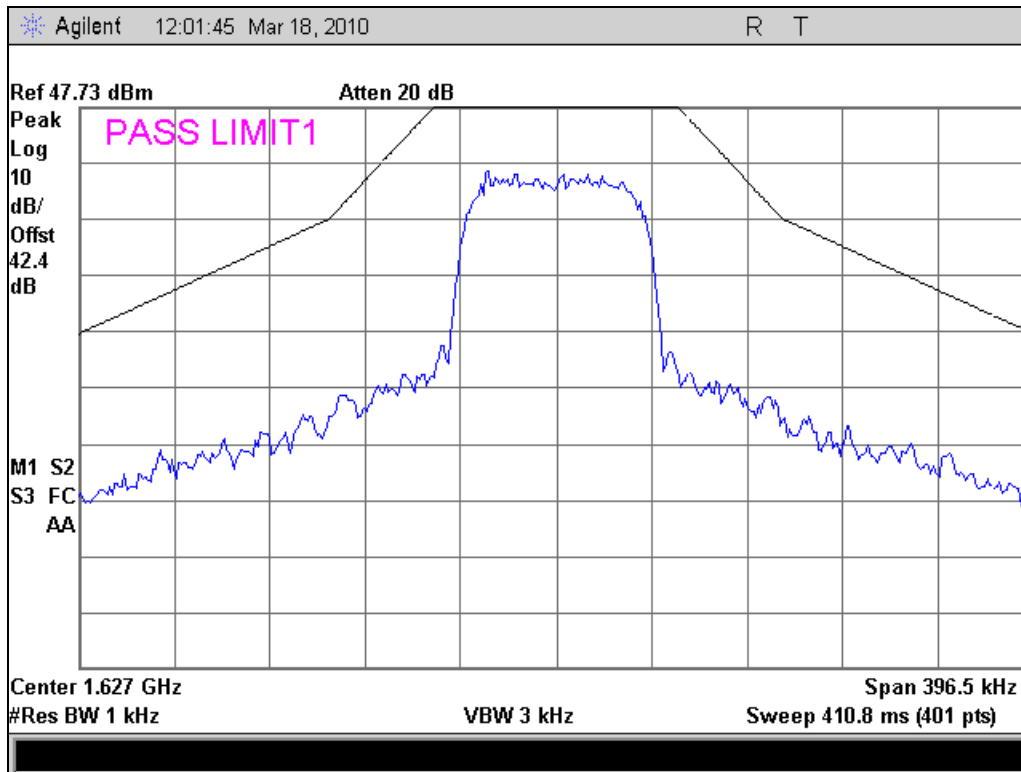


QPSK 1660.5 MHz 50K0G7W

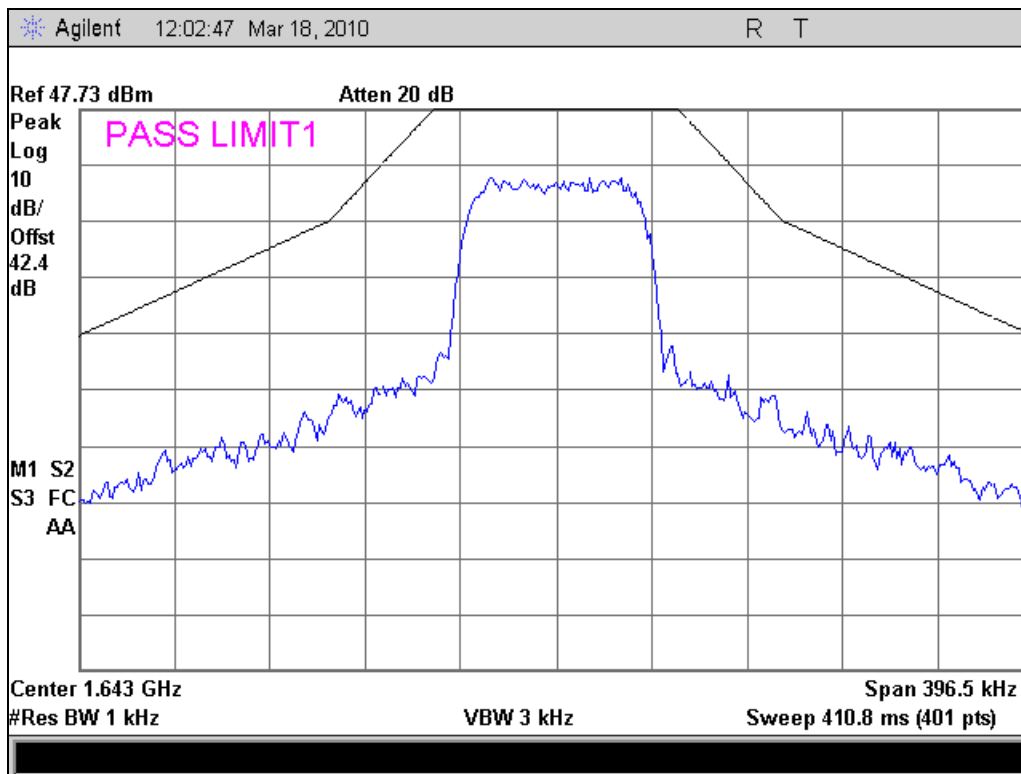




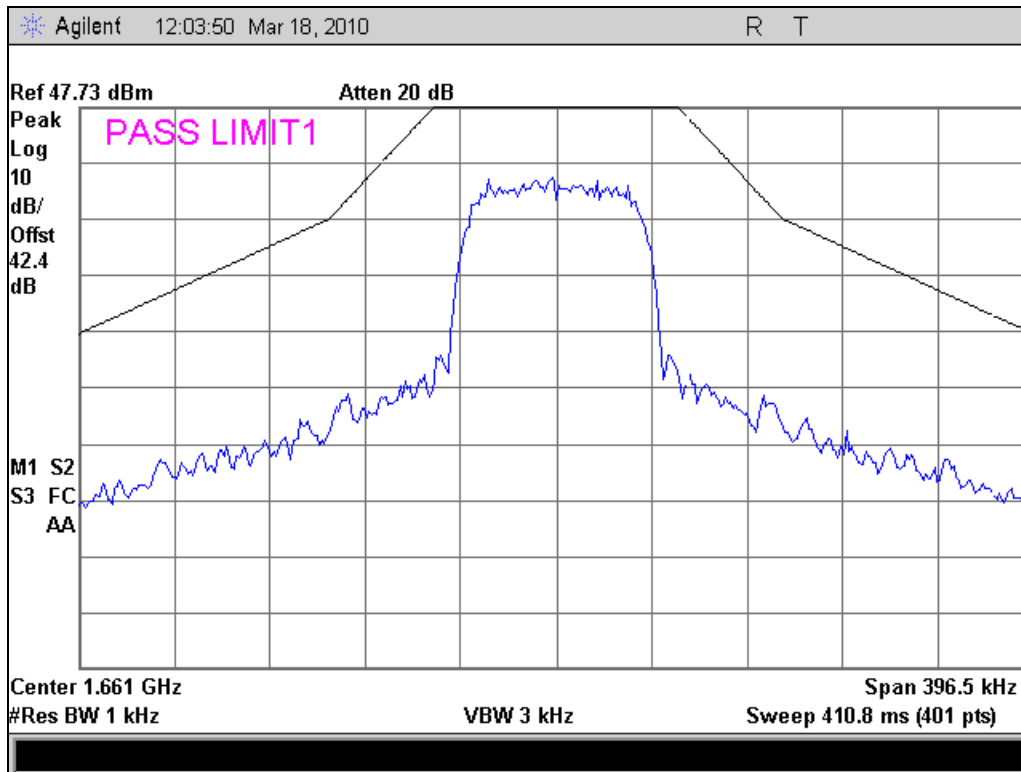
QPSK 1626.5 MHz 100KG7W



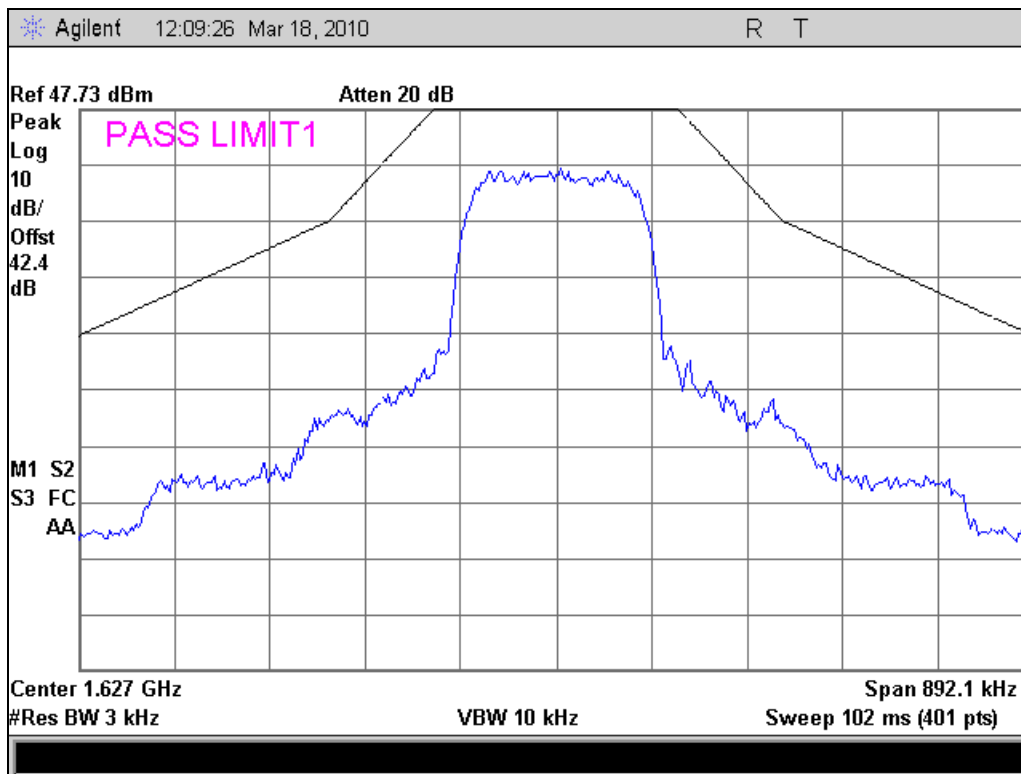
QPSK 1643.5 MHz 100KG7W



QPSK 1660.5 MHz 100KG7W

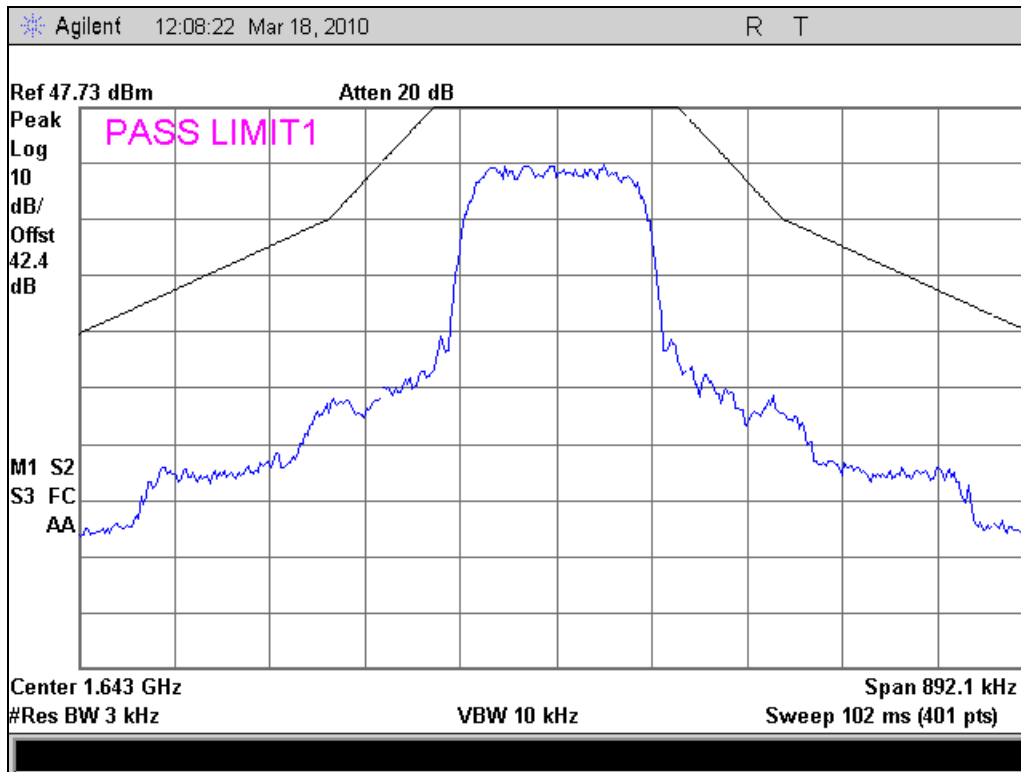


QPSK 1626.5 MHz 200KG7W

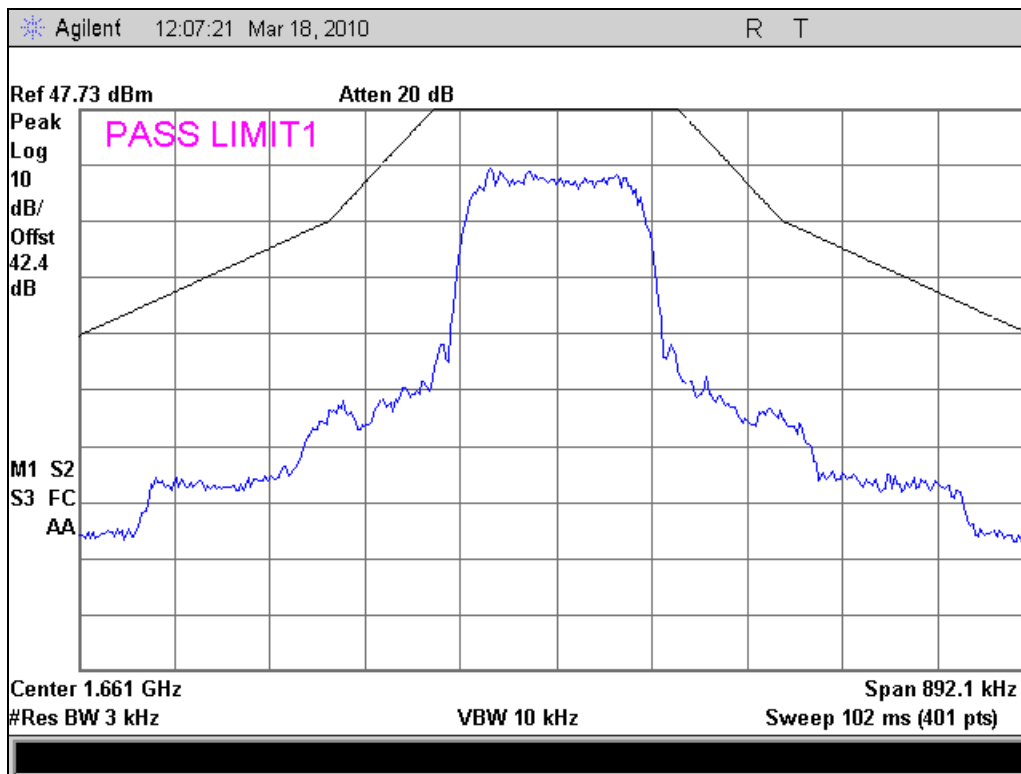




QPSK 1643.5 MHz 200KG7W



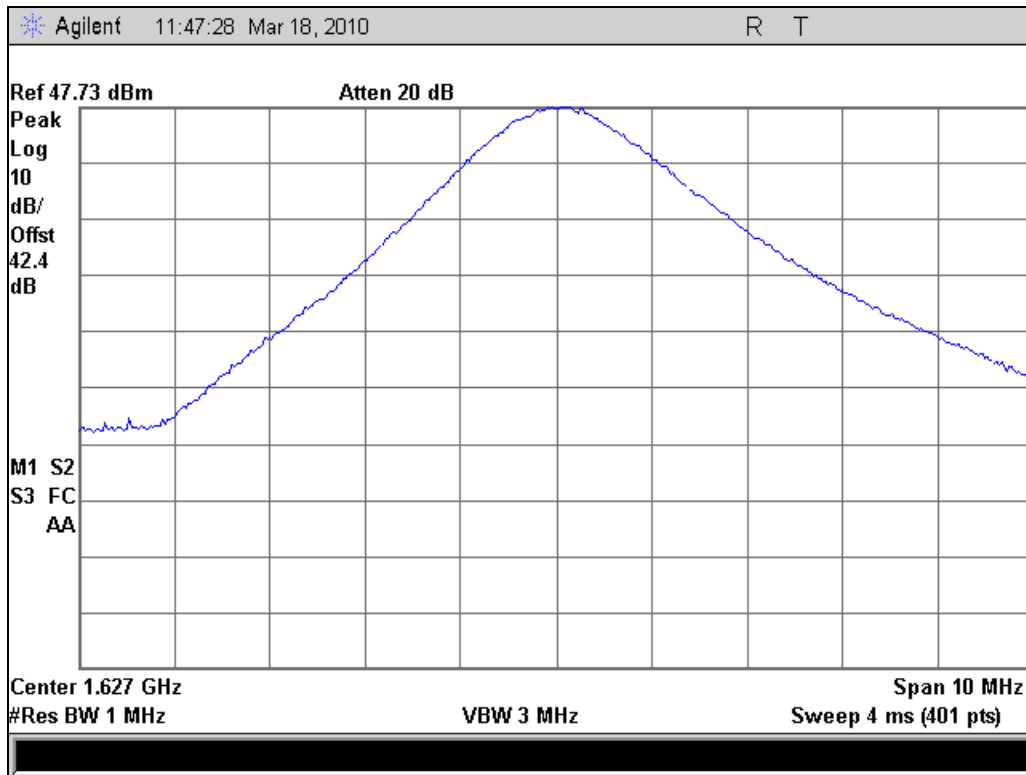
QPSK 1660.5 MHz 200KG7W



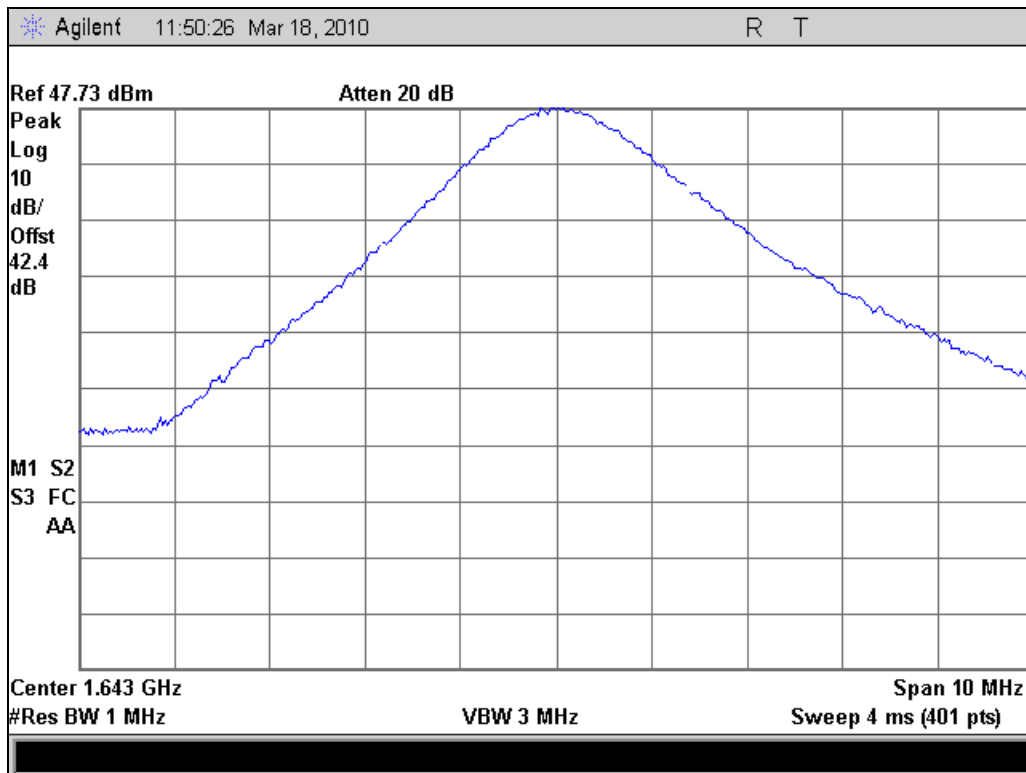


QAM Emissions Mask

QAM 1626.5 MHz Reference

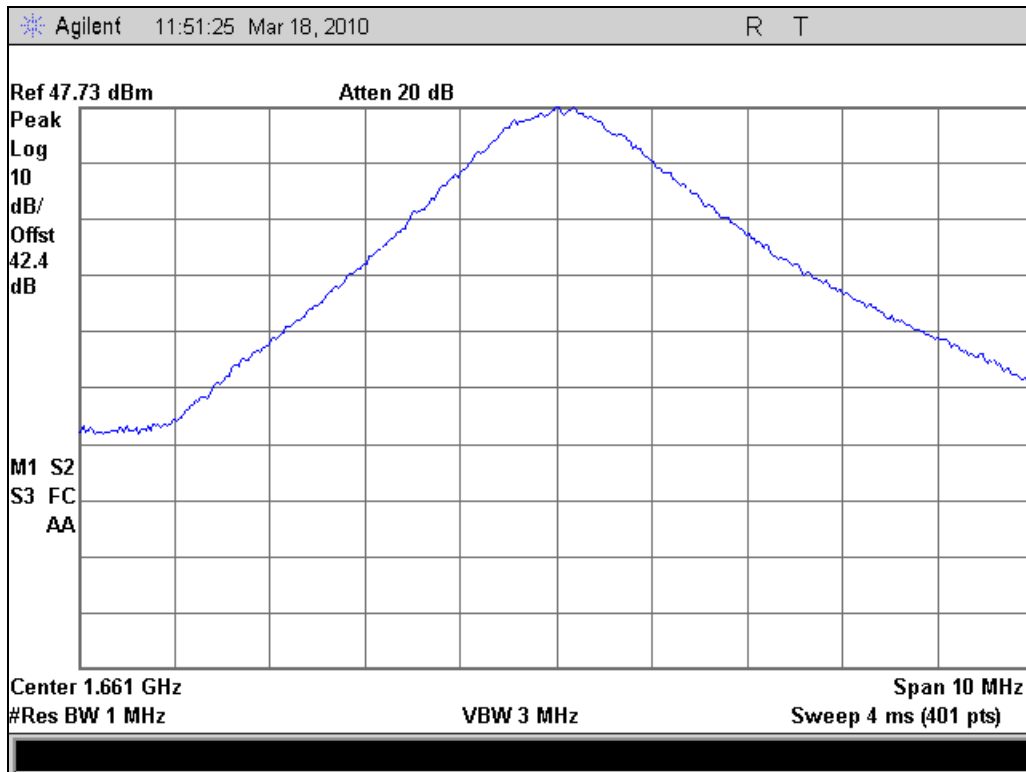


QAM 1643.5 MHz Reference

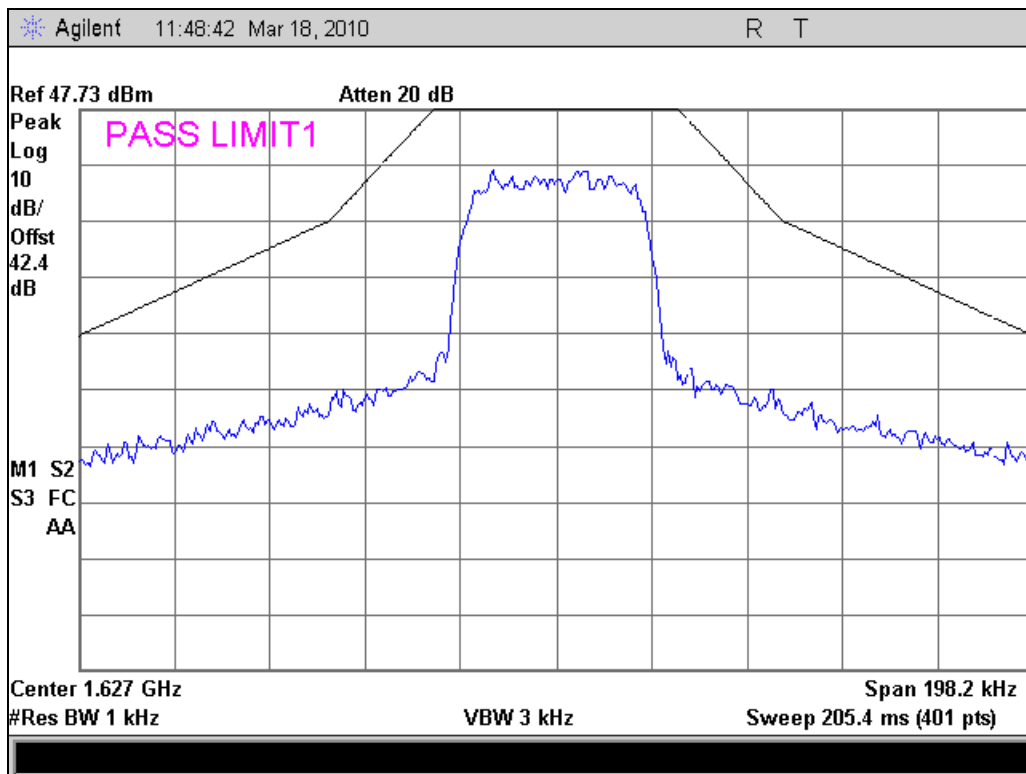




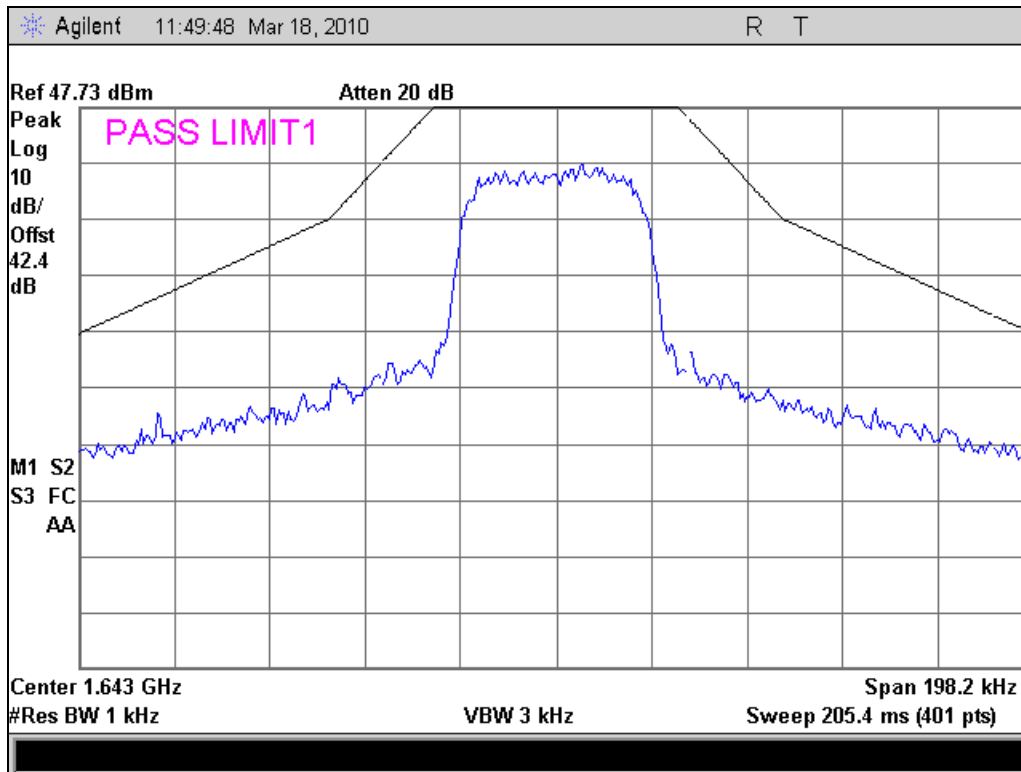
QAM 1660.5 MHz Reference



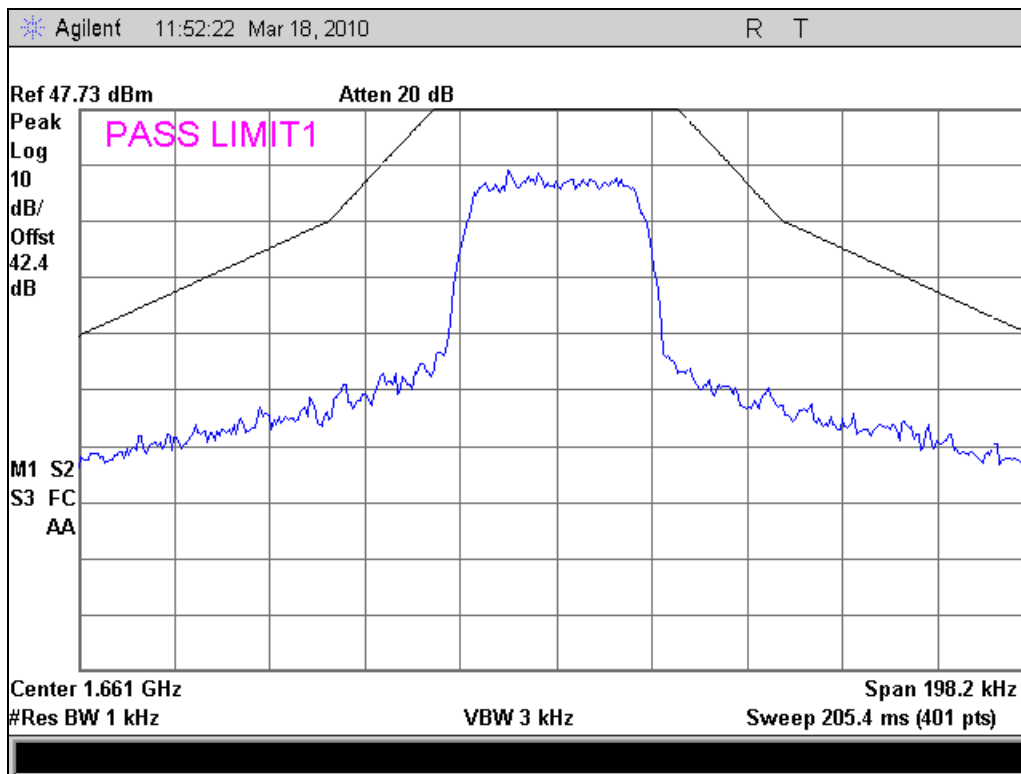
QAM 1626.5 MHz 50K0D7W



QAM 1643.5 MHz 50K0D7W

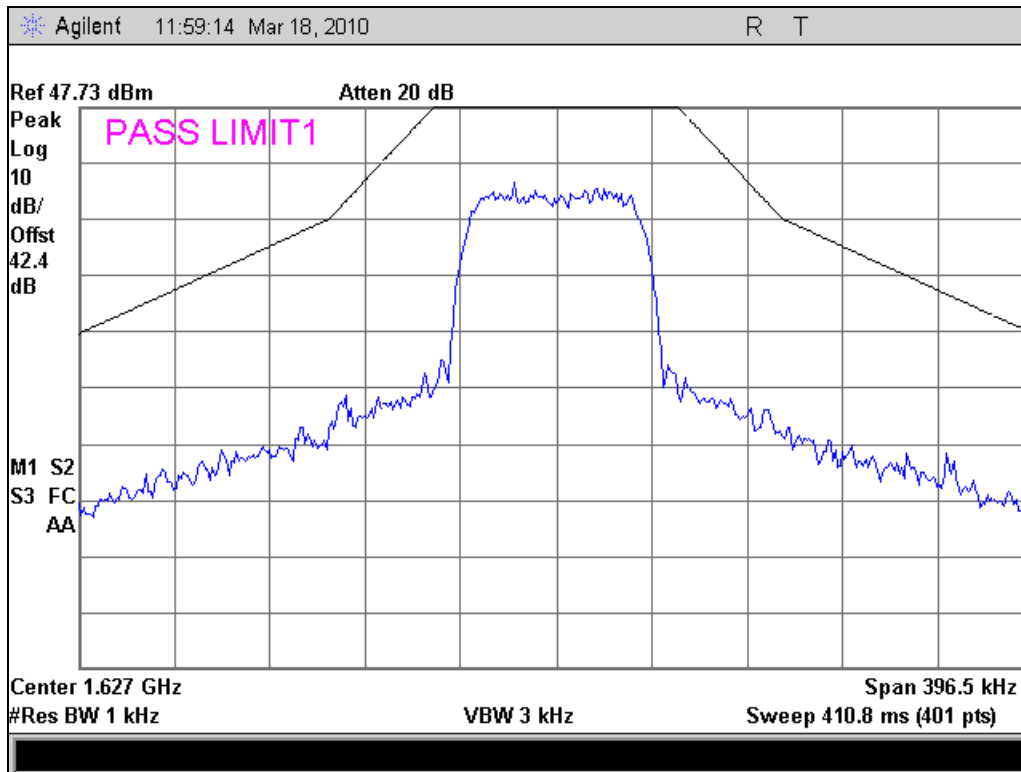


QAM 1660.5 MHz 50K0D7W

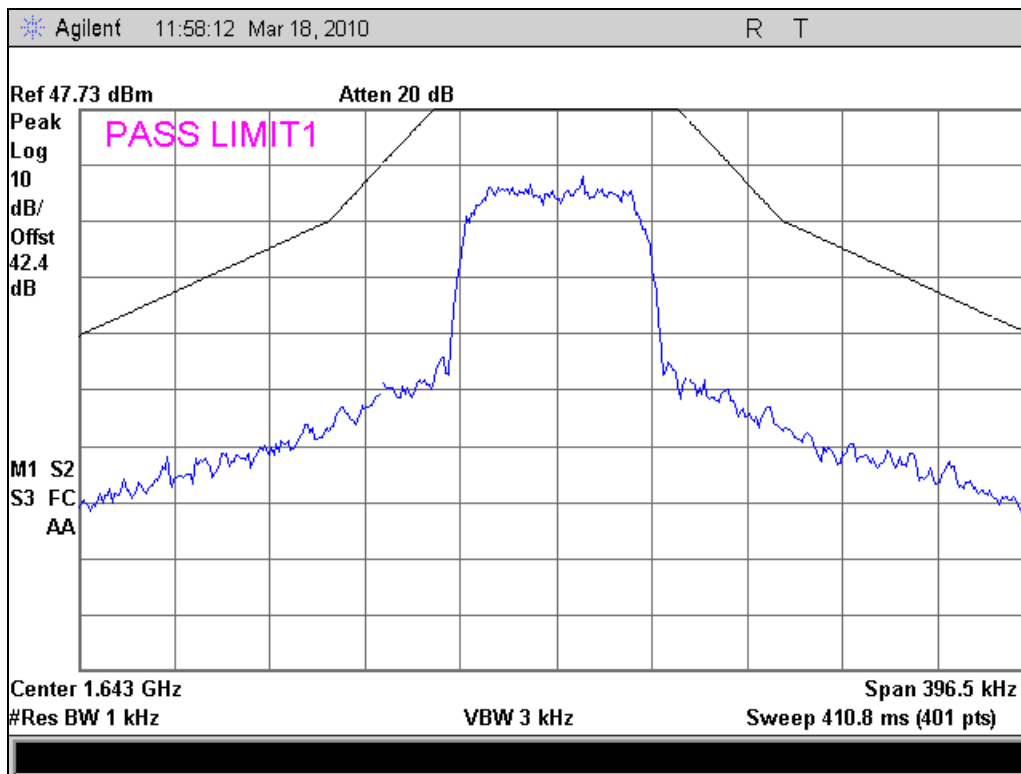




QAM 1626.5 MHz 100KD7W

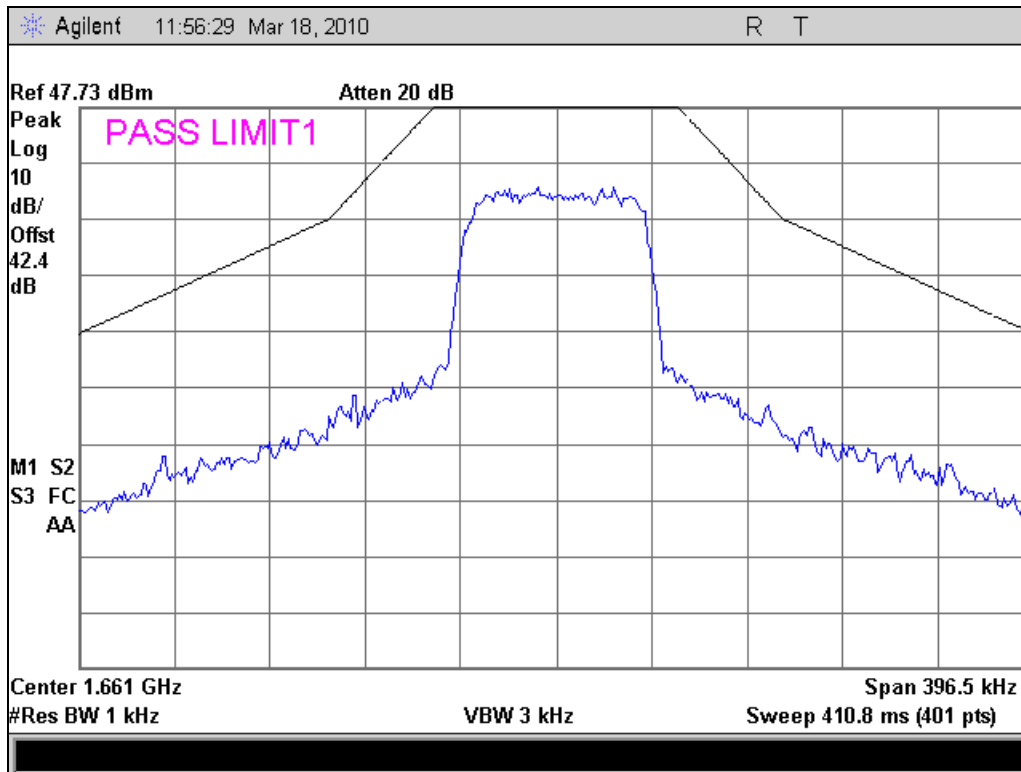


QAM 1643.5 MHz 100KD7W

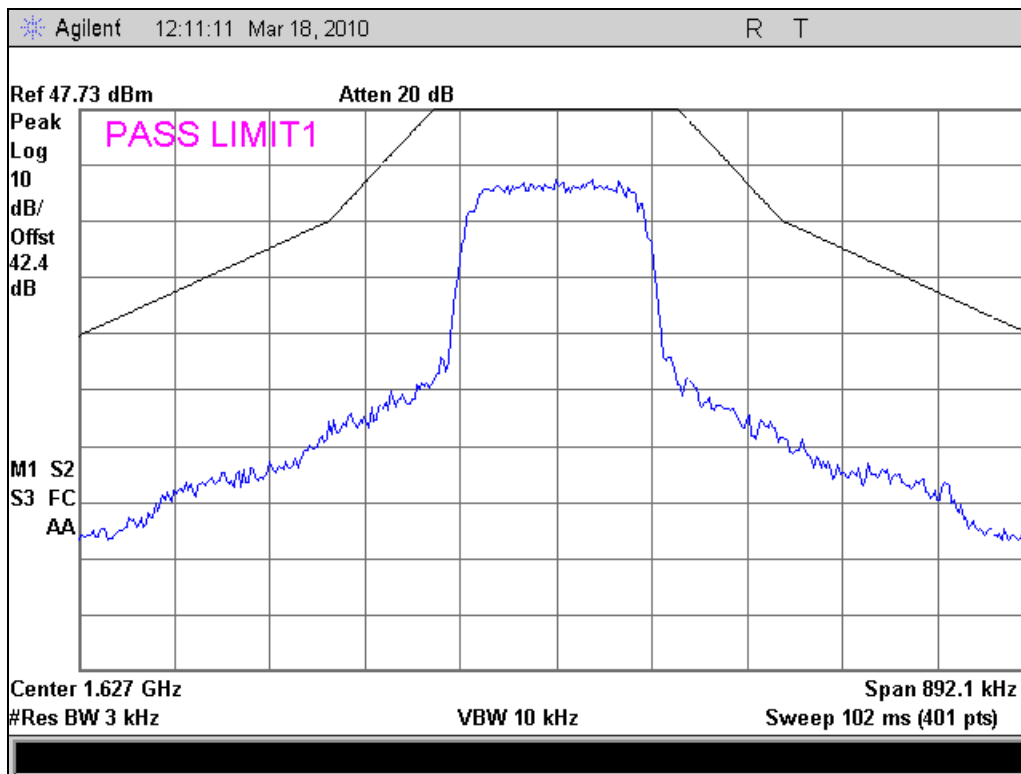




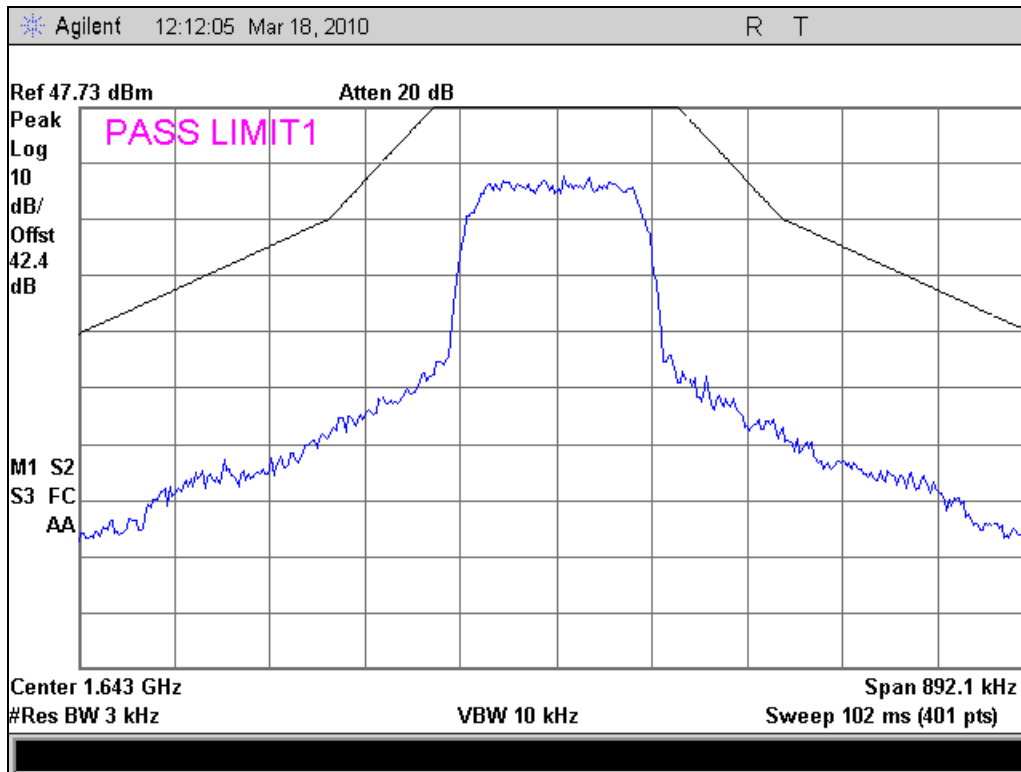
QAM 1660.5 MHz 100KD7W



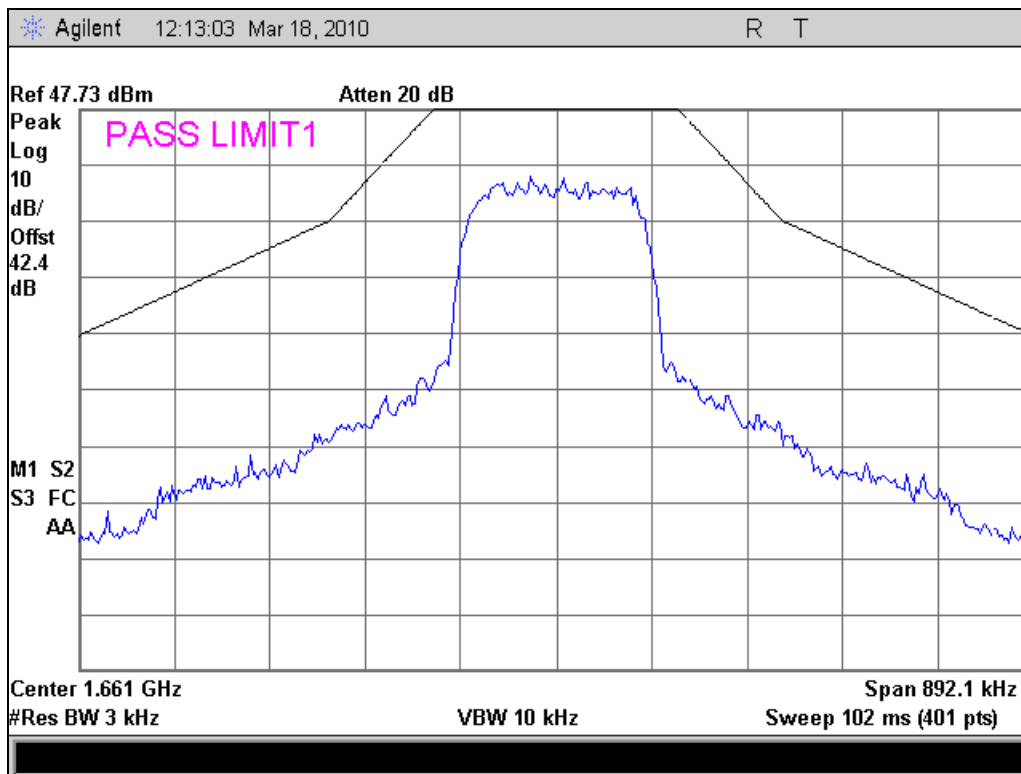
QAM 1626.5 MHz 200KD7W



QAM 1643.5 MHz 200KD7W



QAM 1660.5 MHz 200KD7W



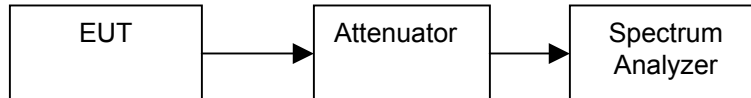
A waiver has been granted for this modulation type.

Name of Test: Frequency Stability (Temperature Variation)
Specification: 87.133(a) **Engineer:** J. Erhard
Test Equipment Utilized: 04010, 05123, i00027, i00029 **Test Date:** 3/16/2010

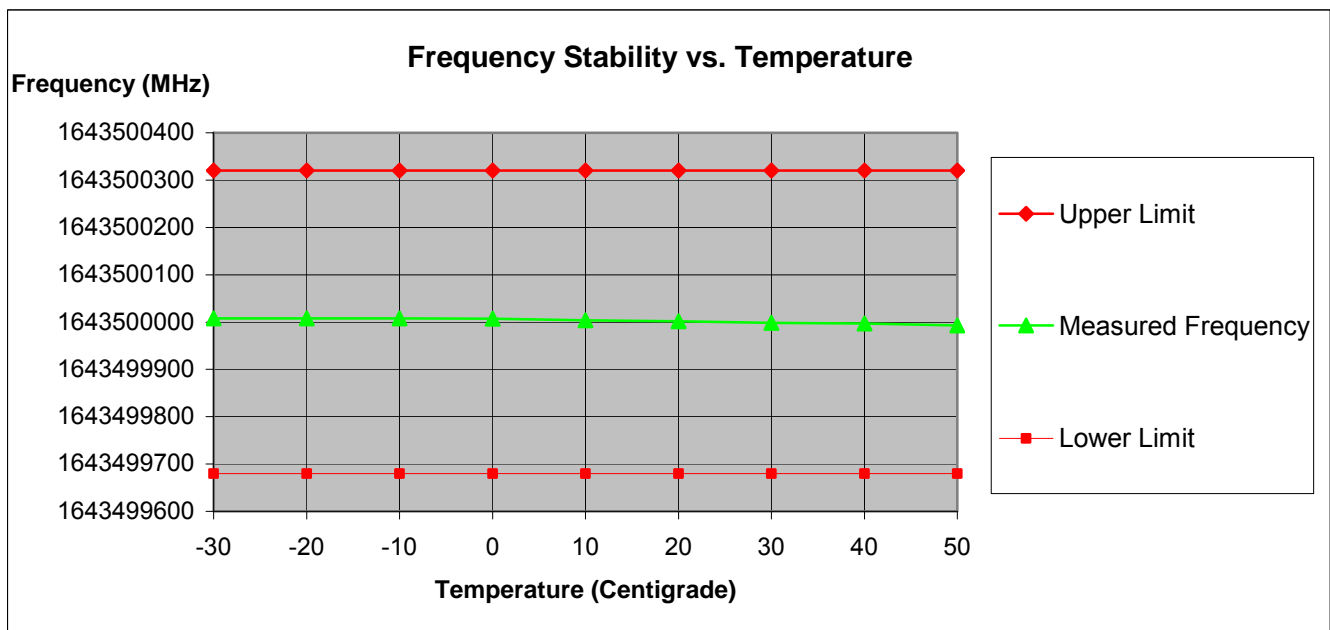
Measurement Procedure

The EUT was placed in an environmental test chamber and the RF output was connected directly to a frequency counter. The temperature was varied from -30°C to 50°C in 10°C increments. After a sufficient time for temperature stabilization the RF output frequency was measured.

Measurement Setup



Measurement Results



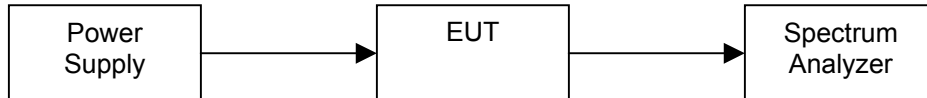
Name of Test: Frequency Stability (Voltage Variation)
Specification: 87.133(a)
Test Equipment Utilized: 04010, 05123, i00027, i00029

Engineer: J. Erhard
Test Date: 3/16/2010

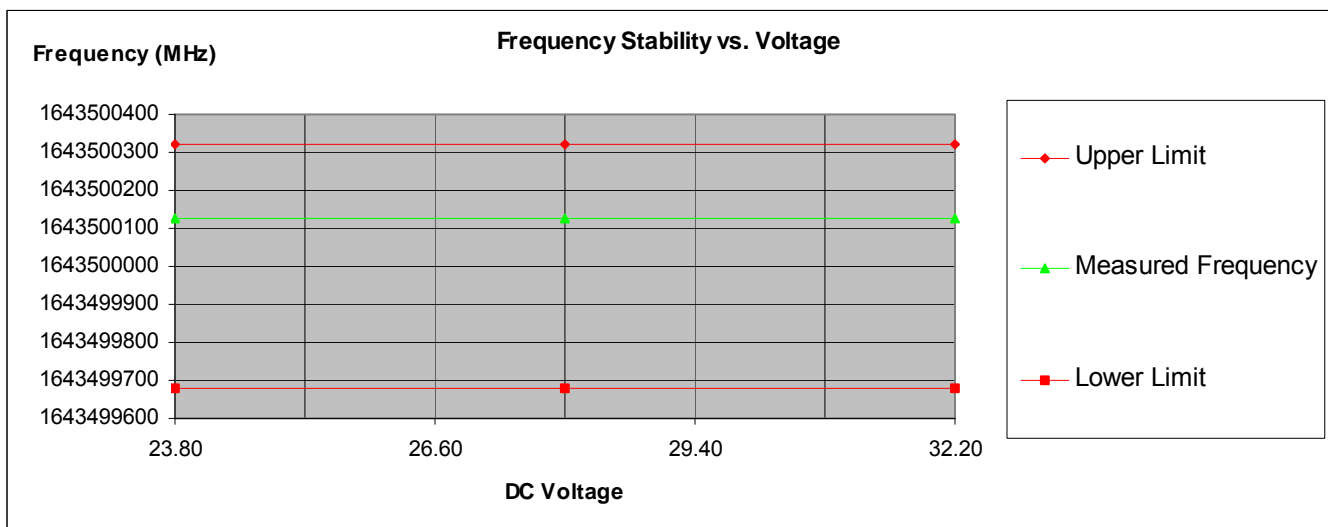
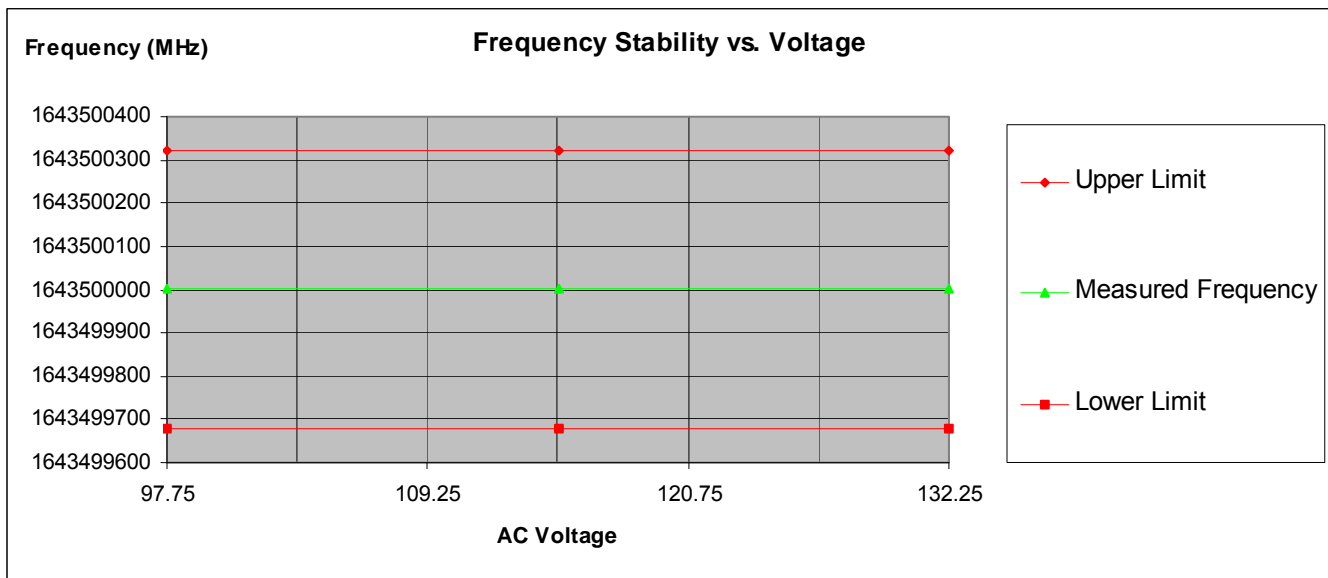
Measurement Procedure

The EUT was placed in a temperature chamber at $20 \pm 5^\circ\text{C}$ and connected directly to a spectrum analyzer. The power supply voltage to the EUT was varied from 85% to 115% of the nominal value and the RF output was measured. This was measured with both a 400 Hz 115 VAC supply and a variable DC voltage source.

Measurement Setup



Measurement Results





Name of Test: Necessary Bandwidth and Emission Bandwidth
Specification: 2.202(g) Engineer: J. Erhard

BPSK

Modulation = 21K0G1D

Necessary Bandwidth Calculation:

- Signal States (S) = 2
- Data Rate (D) = 3
- Constant Factor (K) = 3.5
- Necessary Bandwidth (B_N), kHz = $2 \cdot D \cdot K / \text{LOG}_2(S)$

QPSK

Modulation = 7K20G1E

Necessary Bandwidth Calculation:

- Signal States (S) = 4
- Data Rate (D) = 5.6
- Constant Factor (K) = 1.29
- Necessary Bandwidth (B_N), kHz = $2 \cdot D \cdot K / \text{LOG}_2(S)$

Modulation = 25K0G7W

Necessary Bandwidth Calculation:

- Signal States (S) = 4
- Data Rate (D) = 33.6
- Constant Factor (K) = 0.74
- Necessary Bandwidth (B_N), kHz = $2 \cdot D \cdot K / \text{LOG}_2(S)$

Modulation = 50K0G7W

Necessary Bandwidth Calculation:

- Signal States (S) = 4
- Data Rate (D) = 67.2
- Constant Factor (K) = 0.74
- Necessary Bandwidth (B_N), kHz = $2 \cdot D \cdot K / \text{LOG}_2(S)$

Modulation = 100KG7W

Necessary Bandwidth Calculation:

- Signal States (S) = 4
- Data Rate (D) = 134.4
- Constant Factor (K) = 0.74
- Necessary Bandwidth (B_N), kHz = $2 \cdot D \cdot K / \text{LOG}_2(S)$

Modulation = 200KG7W

Necessary Bandwidth Calculation:

- Signal States (S) = 4
- Data Rate (D) = 302.4
- Constant Factor (K) = 0.66
- Necessary Bandwidth (B_N), kHz = $2 \cdot D \cdot K / \text{LOG}_2(S)$



QAM

Modulation = 40K0G1E

Necessary Bandwidth Calculation:

| | | |
|--|---|-------------------------------|
| Signal States (S) | = | 16 |
| Data Rate (D) | = | 134.4 |
| Constant Factor (K) | = | 0.6 |
| Necessary Bandwidth (B _N), kHz | = | $2 * D * K / \text{LOG}_2(S)$ |

Modulation = 40K0G1D

Necessary Bandwidth Calculation:

| | | |
|--|---|-------------------------------|
| Signal States (S) | = | 16 |
| Data Rate (D) | = | 134.4 |
| Constant Factor (K) | = | 0.6 |
| Necessary Bandwidth (B _N), kHz | = | $2 * D * K / \text{LOG}_2(S)$ |

Modulation = 50K0D7W

Necessary Bandwidth Calculation:

| | | |
|--|---|-------------------------------|
| Signal States (S) | = | 16 |
| Data Rate (D) | = | 134.4 |
| Constant Factor (K) | = | 0.74 |
| Necessary Bandwidth (B _N), kHz | = | $2 * D * K / \text{LOG}_2(S)$ |

Modulation = 100KD7W

Necessary Bandwidth Calculation:

| | | |
|--|---|-------------------------------|
| Signal States (S) | = | 16 |
| Data Rate (D) | = | 268.8 |
| Constant Factor (K) | = | 0.74 |
| Necessary Bandwidth (B _N), kHz | = | $2 * D * K / \text{LOG}_2(S)$ |

Modulation = 200KD7W

Necessary Bandwidth Calculation:

| | | |
|--|---|-------------------------------|
| Signal States (S) | = | 16 |
| Data Rate (D) | = | 604.8 |
| Constant Factor (K) | = | 0.66 |
| Necessary Bandwidth (B _N), kHz | = | $2 * D * K / \text{LOG}_2(S)$ |

**Test Equipment Utilized****Compliance Testing**

| Asset# | Manufacturer | Model | Description | Last Calibration | Calibration Due |
|---------------|---------------------|--------------|--------------------------|-------------------------|------------------------|
| i00027 | Tenney | Tenney Jr | Temperature Test Chamber | 12/8/2009 | 12/8/2010 |
| i00029 | HP | 8563E | Spectrum Analyzer | 6/8/2009 | 6/8/2010 |
| i00103 | EMCO | 3115 | Horn Antenna | 11/25/2008 | 11/25/2010 |
| i00331 | Agilent | E4407B | Spectrum Analyzer | 11/0/2009 | 11/3/2010 |

EMS

| Asset# | Manufacturer | Model | Description | Last Calibration | Calibration Due |
|---------------|------------------------|--------------|--------------------------|-------------------------|------------------------|
| 0668 | Weinschel | 49-30-34 | 30 dB Power Attenuator | NCR | NCR |
| 04010 | Xantrex | XHR 40-25 | Variable DC Power Supply | 2/26/2010 | 3/26/2011 |
| 04806 | California Instruments | 801RP | 400 Hz AC Supply | 3/1/2010 | 4/1/2011 |
| 05123 | California Instruments | 801RP | 400 Hz AC Supply | 10/1/2009 | 11/1/2010 |

In addition to the above listed equipment standard RF connectors and cables were utilized in the testing of the described equipment. Prior to testing these components were tested to verify proper operation.

Appendix

LNA Specifications

2.2.4.3.2.2 Type F - Transmit Port to Antenna Port

The path from the transmit port to the antenna port should have the following characteristics:

| Frequency (MHz) | | | Rejection |
|-----------------|----|---------|-------------------------|
| 0.0 | to | 1525.0 | >80 dB |
| 1525.0 | to | 1559.0 | > 120 dB |
| 1559.0 | to | 1585.0 | > 111 dB |
| 1585.0 | to | 1605.0 | > 95 dB |
| 1605.0 | to | 1610.0 | > 62 dB |
| 1610.0 | to | 1614.0 | > 40 dB |
| 1614.0 | to | 1620.0 | > 30 dB |
| 1620.0 | to | 1624.5 | > 20 dB |
| 1624.5 | to | 1625.5 | > 10 dB |
| 1625.5 | to | 1626.5 | Decreases |
| 1626.5 | to | 1633.0 | Insertion loss < 1.3 dB |
| 1633.0 | to | 1660.5 | Insertion loss < 0.8 dB |
| 1660.5 | to | 1735.0 | Increases |
| 1735.0 | to | 1865.0 | > 50 dB |
| 1865.0 | to | 3250.0 | > 20 dB |
| 3250.0 | to | 3330.0 | > 50 dB |
| 3330.0 | to | 4000.0 | > 40 dB |
| 4000.0 | to | 12000.0 | > 50 dB |
| 12000.0 | to | 18000.0 | > 15 dB |

2.2.4.3.2.1 Type D - Transmit Port to Antenna Port

The path from the transmit port to the antenna port should have the following characteristics:

| Frequency (MHz) | | | Rejection |
|-----------------|----|---------|-------------------------|
| 0.0 | to | 1525.0 | > 80 dB |
| 1525.0 | to | 1559.0 | > 120 dB |
| 1559.0 | to | 1585.0 | > 111 dB |
| 1585.0 | to | 1605.0 | > 95 dB |
| 1605.0 | to | 1610.0 | > 62 dB |
| 1610.0 | to | 1614.0 | > 40 dB |
| 1614.0 | to | 1620.0 | > 20 dB |
| 1620.0 | to | 1625.5 | > 10 dB |
| 1625.5 | to | 1629.5 | Decreases |
| 1629.5 | to | 1633.0 | Insertion loss < 1.3 dB |
| 1633.0 | to | 1660.5 | Insertion loss < 0.8 dB |
| 1660.5 | to | 1735.0 | Increases |
| 1735.0 | to | 12000.0 | > 50 dB |
| 12000.0 | to | 18000.0 | > 15 dB |

The above should be met over the DLNAs operating temperature range.



Modified Type A LNA Specification

Transmit Port to Antenna Port

The path from the transmit port to the antenna port should have the following characteristics:

| Frequency (MHz) | Rejection |
|--------------------|-------------------------|
| 0.0 to 1525.0 | > 80 dB |
| 1525.0 to 1559.0 | > 120 dB |
| 1559.0 to 1585.0 | > 100 dB |
| 1585.0 to 1605.0 | > 88 dB |
| 1605.0 to 1610.0 | > 62 dB |
| 1610.0 to 1614.0 | > 40 dB |
| 1614.0 to 1626.5 | > Decreases |
| 1626.5 to 1631.5 | Insertion loss < 2.3 dB |
| 1631.5 to 1660.5 | Insertion loss < 0.8 dB |
| 1660.5 to 1735.0 | Increases |
| 1735.0 to 12000.0 | > 50 dB |
| 12000.0 to 18000.0 | > 15 dB |

Transmit Port to LNA Output Port

END OF TEST REPORT