

# APPENDIX

## PHOTOGRAPHS OF MEASUREMENT SET-UP

### 10.1 Carrier Output Power (Conducted)




### 10.2 Unwanted Emission (Conducted Spurious)




**10.3 Field Strength of Spurious Radiation : Front view**



**10.3 Field Strength of Spurious Radiation : Rear view**




#### 10.4 Emission Masks




#### 10.5 Transient Frequency Behavior



### 10.6 Audio Frequency Response



### 10.7 Modulation Limiting



**10.8, 10.9 Frequency Stability : Outer view**



**10.8, 10.9 Frequency Stability : Inner view**



**10.10 Receiver Spurious Emission (Radiated) : Front view**



**10.10 Receiver Spurious Emission (Radiated) : Rear view**

