



Removed top cover




Inside of EUT with shield case






Inside of EUT without shield case




Side-A of RF-UNIT






Side-B of RF-UNIT with shield case




Side-B of RF-UNIT without shield case






Inside of front panel with PWB (FRONT-C-UNIT (for VX-4107))




Inside of front panel (for FRONT-C-UNIT (for VX-4107))






Side-A of FRONT-C-UNIT (for VX-4107)




Side-B of FRONT-C-UNIT (for VX-4107)






Inside of front panel with PWB (FRONT-D-UNIT (for VX-4207))




Inside of front panel (for FRONT-D-UNIT (for VX-4207))






Side-A of FRONT-D-UNIT (for VX-4207) with LCD




Side-A of FRONT-D-UNIT (for VX-4207) without LCD






Side-B of FRONT-D-UNIT (for VX-4207)




Front of LCD (for VX-4207)






Back of LCD (for VX-4207)




Inside of chassis





Inside of top case



Inside of top cover





Inside of microphone

