


Installation Manual

ENFORCER[®]

SK-919TDWS-BQ

Wired Single-Channel RF Transmitter



FEATURES:

- Powered by internal battery or external 12VDC output regulated adapter
- Frequency 315 MHz
- Over 68 billion (6.8x10¹⁰) possible codes
- LED transmission indicator
- Includes one 12VDC alkaline battery
- Compatible with all SECO-LARM receivers
- Compact size 2" x 1.5" x 0.59" (50x38x15 mm)
- Wiring: Two, 6-inch blue wires for N.O. switch input
Two, 6-inch wires (red & black) for 12VDC power input
- SK-919TDWS-BUQ same as SK-919TDWS-BQ, but no logo

Compatible Receivers:

SK-910RQ
1-Channel



SK-910R2Q
2-Channel

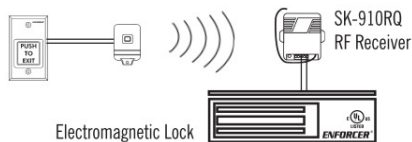


SK-910R4Q
4-Channel

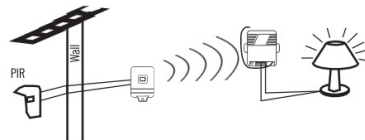


TYPICAL APPLICATIONS:

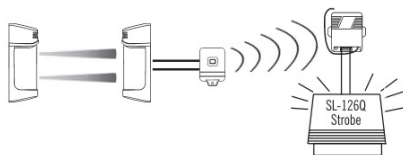
- ◆ Make any push-to-exit plate wireless



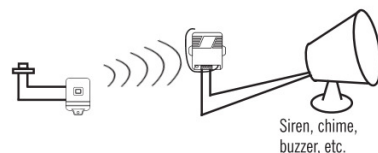
- ◆ Wireless equipment / perimeter security



- ◆ Convert Dual-Beam sensors with dry contacts into entry alert system



- ◆ Wireless doorbell / Service call button



INSTALLATION:

- 1.) Power Connection – The wired transmitter can be powered by the factory preinstalled one 12VDC alkaline battery or by an external 12VDC output regulated adapter (not included). If an external power adapter is preferred, connect the red & black wires of the wired transmitter to the adapter's output wires. Must observe correct wire polarity. Red wire is for positive and black wire is for negative.

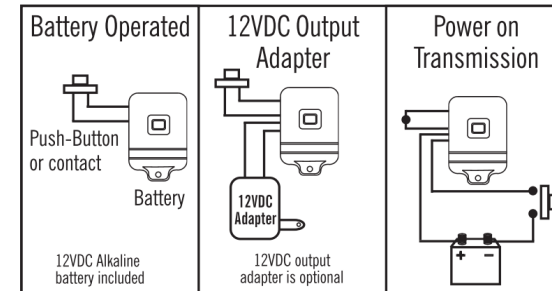
NOTE: a) The power input range of the wired transmitter unit is between 9–13.8VDC, connecting more than 13.8VDC power or reversing the polarity will burn out the unit and void the warranty.

- b) Use only 12VDC output “regulated” adapters to power the wired transmitter.
- c) Factory had preinstalled one 12VDC alkaline battery inside wired transmitter unit. If it is necessary to connect an external adapter, removed first the internal alkaline battery, otherwise the internal battery will become defective.

- 2.) External Switch Connection – Aside from its own built-in single button, the wired transmitter can also be controlled by an external N.O. pushbutton / sensor switch (not included), or use both the built-in & external switches (see Example Connection Diagram below). If an additional external N.O. switch is necessary, connect the two blue wires to the switch terminal.

NOTE: If the red & black or the two blue wire pairs are not being use, the tip of the wires (where the copper wires are exposed) must be cut or wrapped to avoid a short circuit.

Example Connection Diagrams:



WARRANTY: This SECO-LARM product is warranted against defects in material and workmanship while used in normal service for a period of one (1) year from the date of sale to the original consumer customer. SECO-LARM's obligation is limited to the repair or replacement of any defective part if the unit is returned, transportation prepaid, to SECO-LARM.

This Warranty is void if damage is caused by or attributed to acts of God, physical or electrical misuse or abuse, neglect, repair, or alteration, improper or abnormal usage, or faulty installation, or if for any other reason SECO-LARM determines that such equipment is not operating properly as a result of causes other than defects in material and workmanship.

The sole obligation of SECO-LARM, and the purchaser's exclusive remedy, shall be limited to replacement or repair only, at SECO-LARM's option. In no event shall SECO-LARM be liable for any special, collateral, incidental, or consequential personal or property damages of any kind to the purchaser or anyone else.

IMPORTANT NOTE: To comply with the FCC RF exposure compliance requirements, no change to the antenna or the device is permitted. Any change to the antenna or the device could result in the device exceeding the RF exposure requirements and void user's authority to operate the device.

THIS DEVICE COMPLIES WITH PART 15 OF THE FCC RULES. OPERATION IS SUBJECT TO THE FOLLOWING TWO CONDITIONS: (1) THIS DEVICE MAY NOT CAUSE HARMFUL INTERFERENCE AND (2) THIS DEVICE MUST ACCEPT ANY INTERFERENCE RECEIVED, INCLUDING INTERFERENCE THAT MAY CAUSE UNDESIRABLE OPERATION.

SECO-LARM[®] U.S.A., Inc.

16842 Millikan Avenue, Irvine, CA 92606

Tel: 800-662-0800 / 949-261-2999 Fax: 949-261-7326

Website: www.seco-larm.com

E-mail: sales@seco-larm.com

File: VL/DTP/Manual/MISK9x9TDWA-BQfcc_1508.doc
Order Part #762-103-2%fcc
PITSW1