

APPENDIX B

PICTURES OF RADIATED AND CONDUCTED EMISSIONS


**RADIATED EMISSIONS PHOTOGRAPH
AWE 120-24 REV 2 CLOSE UP OF INTERCONNECTING CBALES**



**RADIATED EMISSIONS PHOTOGRAPH
AWE 120-24 REV 2 OMNI ANTENNA**




**RADIATED EMISSIONS PHOTOGRAPH
AWE 120-24 REV 2 OMNI ANTENNA WITH BICONALOG IN FOREGROUND**



**RADIATED EMISSIONS PHOTOGRAPH
AWE 120-24 REV 2 CLOSE UP OF TIL TEK ANTENNA**



**RADIATED EMISSIONS PHOTOGRAPH
AWE 120-24 REV 2 TIL TEK ANTENNA**




**RADIATED EMISSIONS PHOTOGRAPH
AWE 120-24 REV 2 SECTORAL ANTENNA**



**RADIATED EMISSIONS PHOTOGRAPH
AWE 120-24 REV 2 CLOSE UP OF SECTORAL ANTENNA**



CONDUCTED EMISSIONS FOR AWE 120-24 REV 2 SIDE VIEW



CONDUCTED EMISSIONS FOR AWE 120-24 REV 2 FRONT VIEW



CONDUCTED EMISSIONS FOR AWE 120-24 REV 3 SIDE VIEW

