



## **B. PHOTOGRAPHS OF EMISSION SET-UP**


**B.1 Radiated Spurious Emissions below 30 MHz**



**B.2 Radiated Spurious Emissions 30 – 1000 MHz**




### B.3 Radiated Spurious Emissions above 1 GHz



Note : Maintaining 10cm spacing between all the equipment cabinets.

#### B.4 AC Conducted Emissions



Note : Maintaining 10cm spacing between all the equipment cabinets.

## **C. PHOTOGRAPHS OF EUT Axis**

**C.1 EUT Axis**



X



Y



Z