


APPENDIX

PHOTOGRAPHS OF MAXIMUM EMISSION SET-UP

PHOTOGRAPHS OF MAXIMUM EMISSION SET-UP


1 Emission tests

1.1 Conducted disturbance at mains terminals




1.2 Radiated disturbance

30 – 1000 MHz



Above 1000 MHz



1.3 Measurement Setup (Above 1000 MHz)



2 38dB Rejection test

