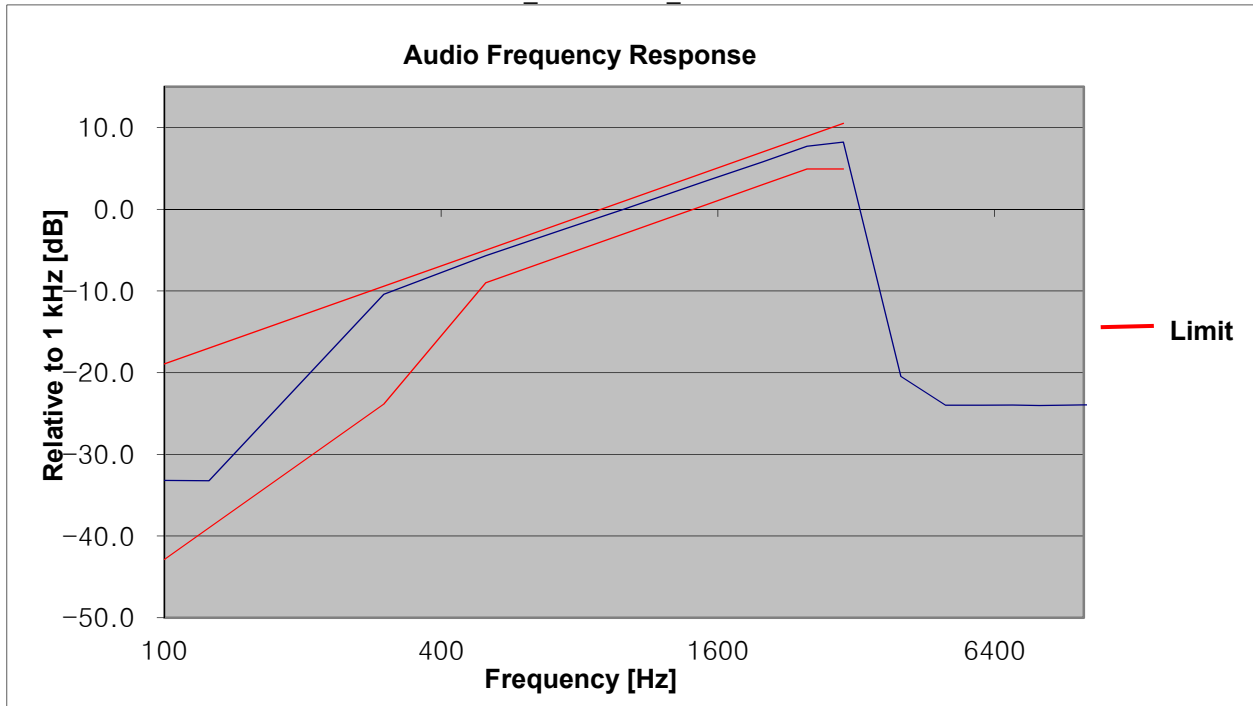


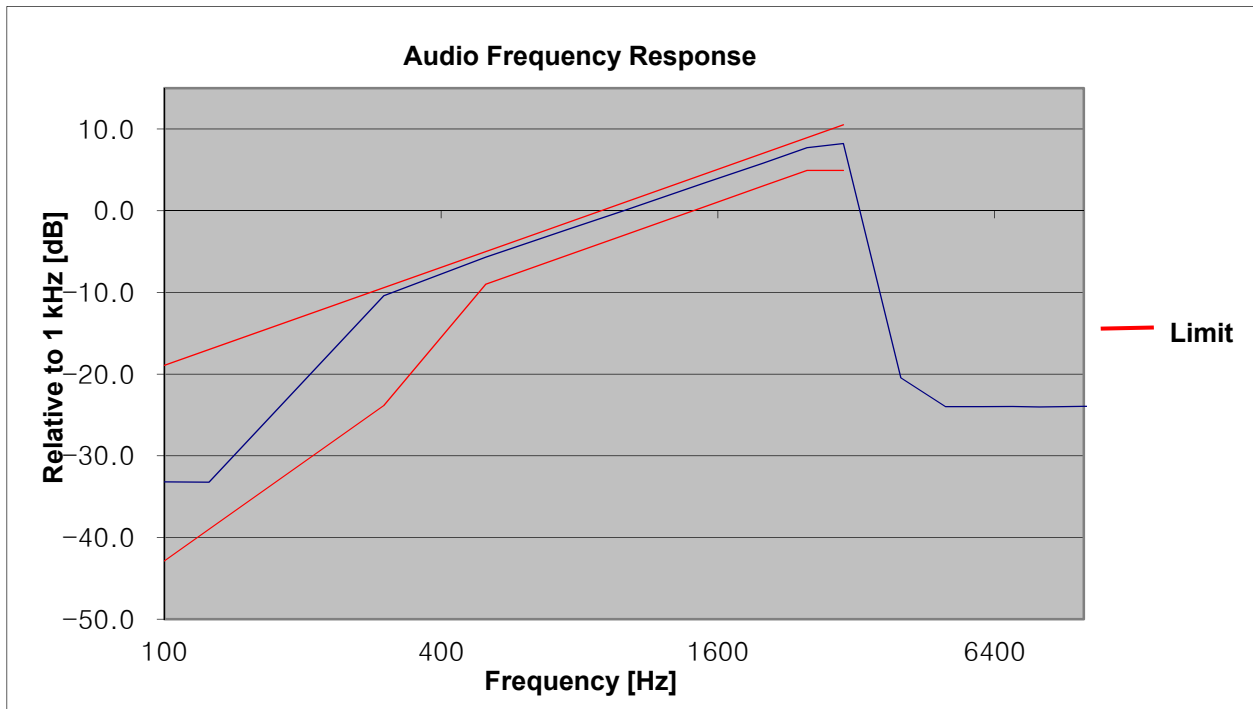
Frequency (Hz)	Attenuation Rel. to 1kHz (dB)	Upper limit (dB)	Lower limit (dB)
100	-29.22	-18.93	-42.86
125	-29.61	-17.00	-39.00
300	-10.23	-9.42	-23.84
500	-5.62	-5.00	-9.00
750	-2.31	-1.49	-5.49
1000	0	1.00	-3.00
1250	1.83	2.93	-1.07
1500	3.35	4.51	0.51
2000	5.64	7.00	3.00
2500	7.48	8.93	4.93
3000	7.92	10.51	4.93
4000	-17.98	-	-
5000	-17.98	-	-
6000	-18	-	-
7000	-17.78	-	-
8000	-17.94	-	-
9000	-17.92	-	-
10000	-17.92	-	-
20000	-17.86	-	-
30000	-17.98	-	-
40000	-17.98	-	-
50000	-17.94	-	-

11K0F3E_429.95 MHz_HIGH POWER



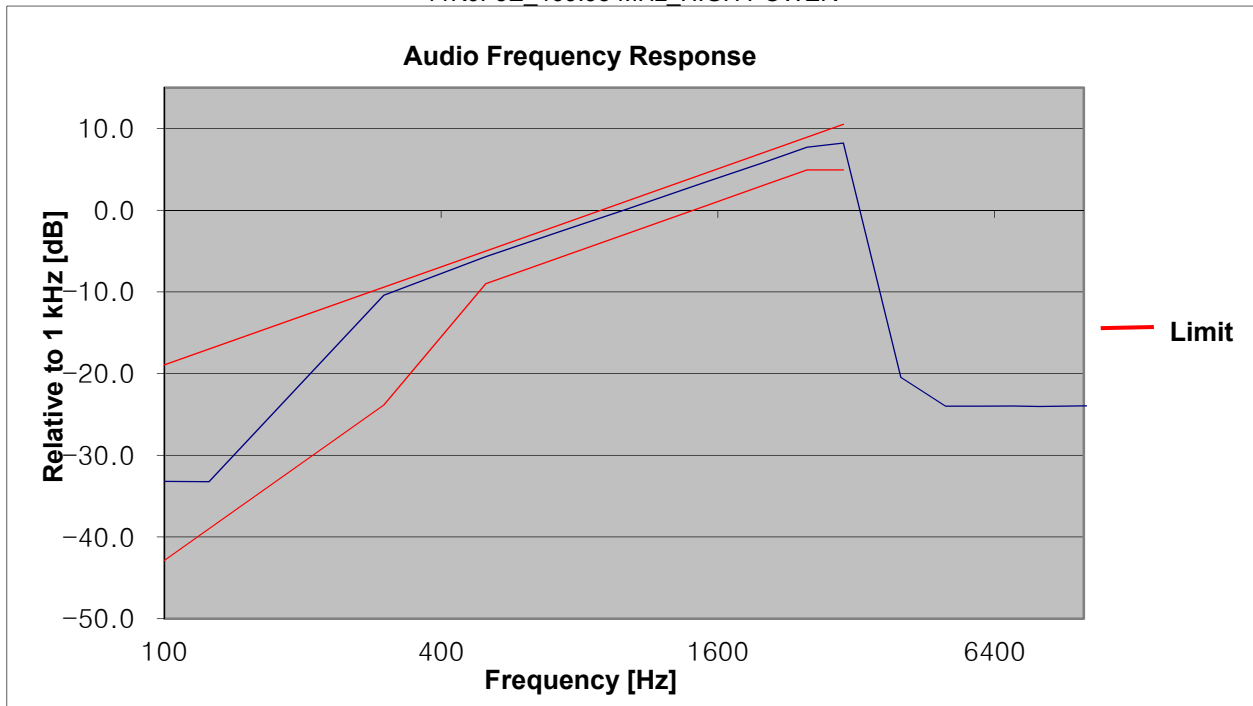
Frequency (Hz)	Attenuation Rel. to 1kHz (dB)	Upper limit (dB)	Lower limit (dB)
100	-29.42	-18.93	-42.86
125	-29.35	-17.00	-39.00
300	-10.71	-9.42	-23.84
500	-5.9	-5.00	-9.00
750	-2.43	-1.49	-5.49
1000	0	1.00	-3.00
1250	1.97	2.93	-1.07
1500	3.51	4.51	0.51
2000	5.89	7.00	3.00
2500	7.8	8.93	4.93
3000	8.3	10.51	4.93
4000	-17.75	-	-
5000	-17.73	-	-
6000	-17.59	-	-
7000	-17.73	-	-
8000	-17.69	-	-
9000	-17.71	-	-
10000	-17.79	-	-
20000	-17.77	-	-
30000	-17.69	-	-
40000	-17.73	-	-
50000	-17.71	-	-

11K0F3E_450.05 MHz_HIGH POWER



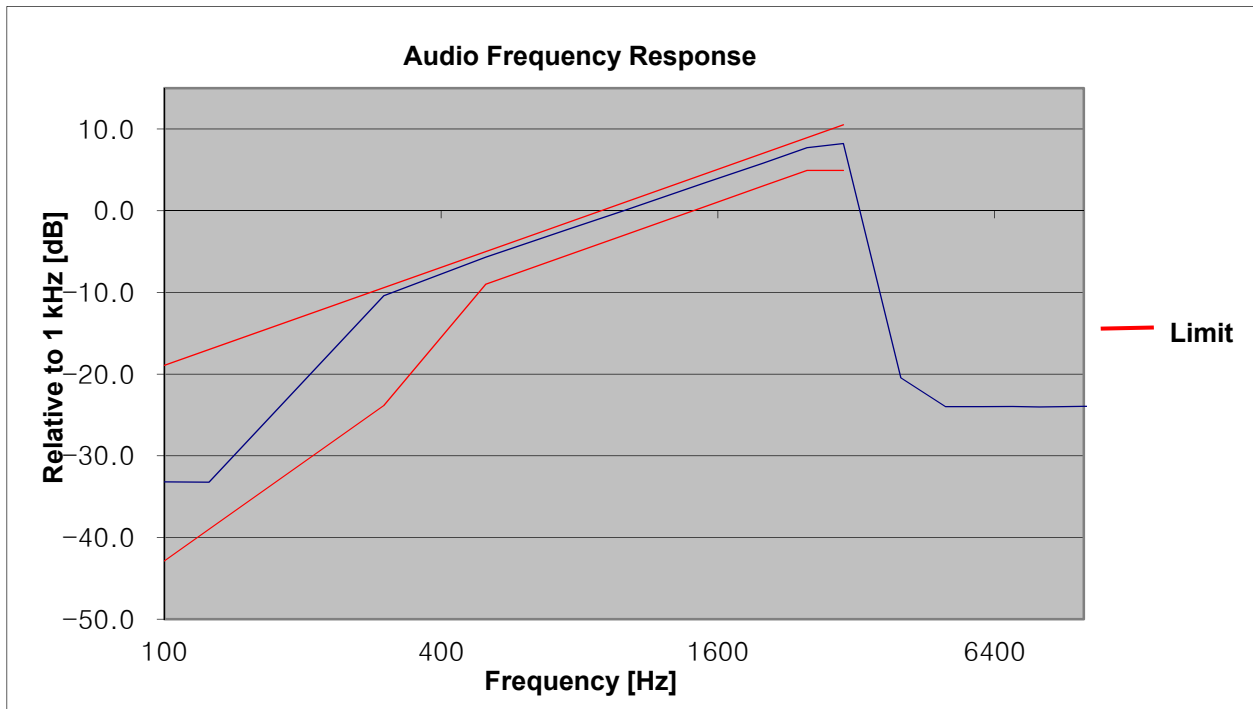
Frequency (Hz)	Attenuation Rel. to 1kHz (dB)	Upper limit (dB)	Lower limit (dB)
100	-28.38	-18.93	-42.86
125	-28.95	-17.00	-39.00
300	-10.27	-9.42	-23.84
500	-5.62	-5.00	-9.00
750	-2.35	-1.49	-5.49
1000	0	1.00	-3.00
1250	1.9	2.93	-1.07
1500	3.45	4.51	0.51
2000	5.85	7.00	3.00
2500	7.78	8.93	4.93
3000	8.32	10.51	4.93
4000	-17.43	-	-
5000	-17.39	-	-
6000	-17.37	-	-
7000	-17.33	-	-
8000	-17.45	-	-
9000	-17.43	-	-
10000	-17.48	-	-
20000	-17.45	-	-
30000	-17.37	-	-
40000	-17.45	-	-
50000	-17.48	-	-

11K0F3E_469.95 MHz_HIGH POWER



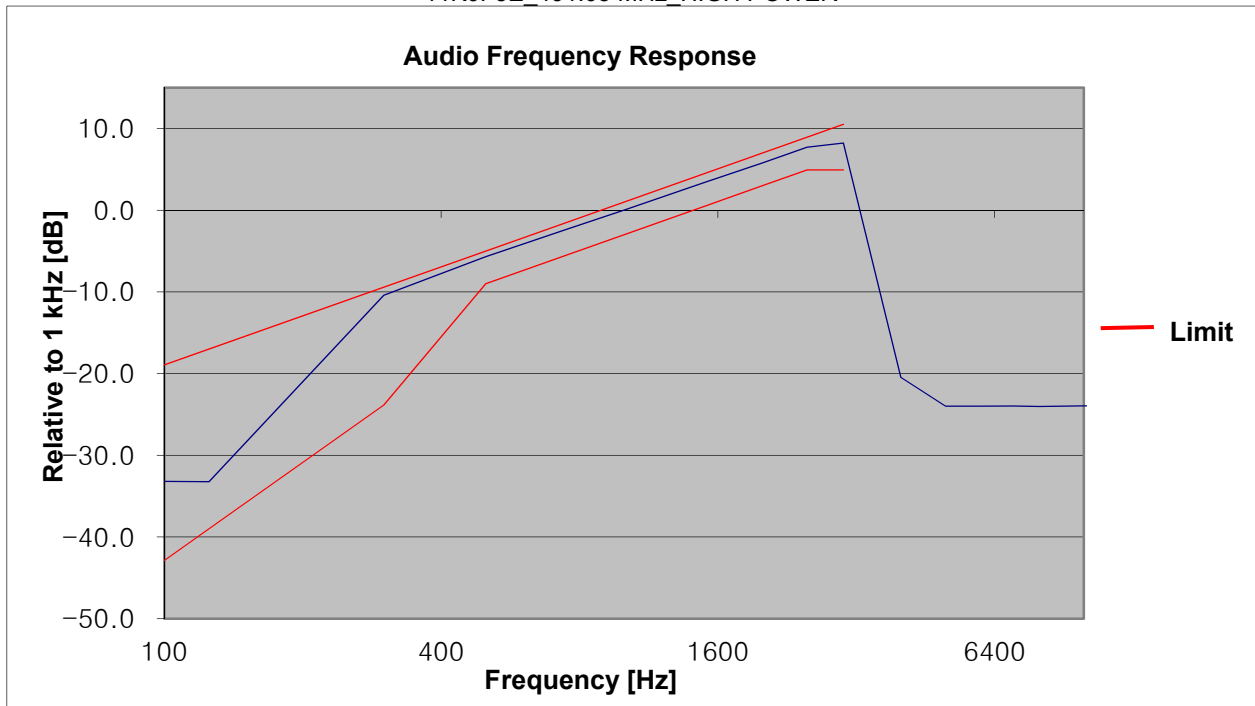
Frequency (Hz)	Attenuation Rel. to 1kHz (dB)	Upper limit (dB)	Lower limit (dB)
100	-28.87	-18.93	-42.86
125	-28.8	-17.00	-39.00
300	-10.29	-9.42	-23.84
500	-5.67	-5.00	-9.00
750	-2.32	-1.49	-5.49
1000	0	1.00	-3.00
1250	1.9	2.93	-1.07
1500	3.47	4.51	0.51
2000	5.86	7.00	3.00
2500	7.81	8.93	4.93
3000	8.33	10.51	4.93
4000	-17.5	-	-
5000	-17.52	-	-
6000	-17.56	-	-
7000	-17.43	-	-
8000	-17.54	-	-
9000	-17.52	-	-
10000	-17.46	-	-
20000	-17.45	-	-
30000	-17.39	-	-
40000	-17.52	-	-
50000	-17.48	-	-

11K0F3E_470.05 MHz_HIGH POWER



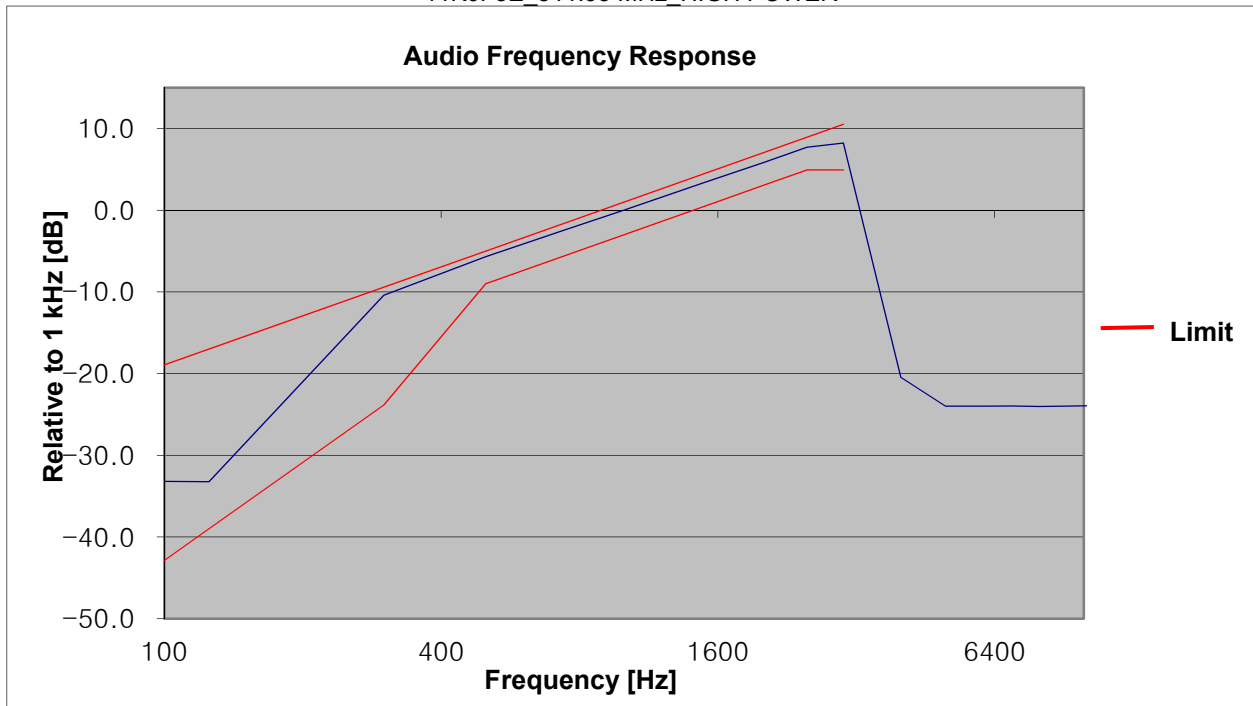
Frequency (Hz)	Attenuation Rel. to 1kHz (dB)	Upper limit (dB)	Lower limit (dB)
100	-27.89	-18.93	-42.86
125	-28.02	-17.00	-39.00
300	-10.27	-9.42	-23.84
500	-5.57	-5.00	-9.00
750	-2.3	-1.49	-5.49
1000	0	1.00	-3.00
1250	1.9	2.93	-1.07
1500	3.45	4.51	0.51
2000	5.81	7.00	3.00
2500	7.72	8.93	4.93
3000	8.25	10.51	4.93
4000	-17.04	-	-
5000	-17.06	-	-
6000	-16.99	-	-
7000	-17.06	-	-
8000	-17.19	-	-
9000	-17.06	-	-
10000	-16.95	-	-
20000	-17.04	-	-
30000	-16.97	-	-
40000	-16.95	-	-
50000	-17.02	-	-

11K0F3E_491.05 MHz_HIGH POWER



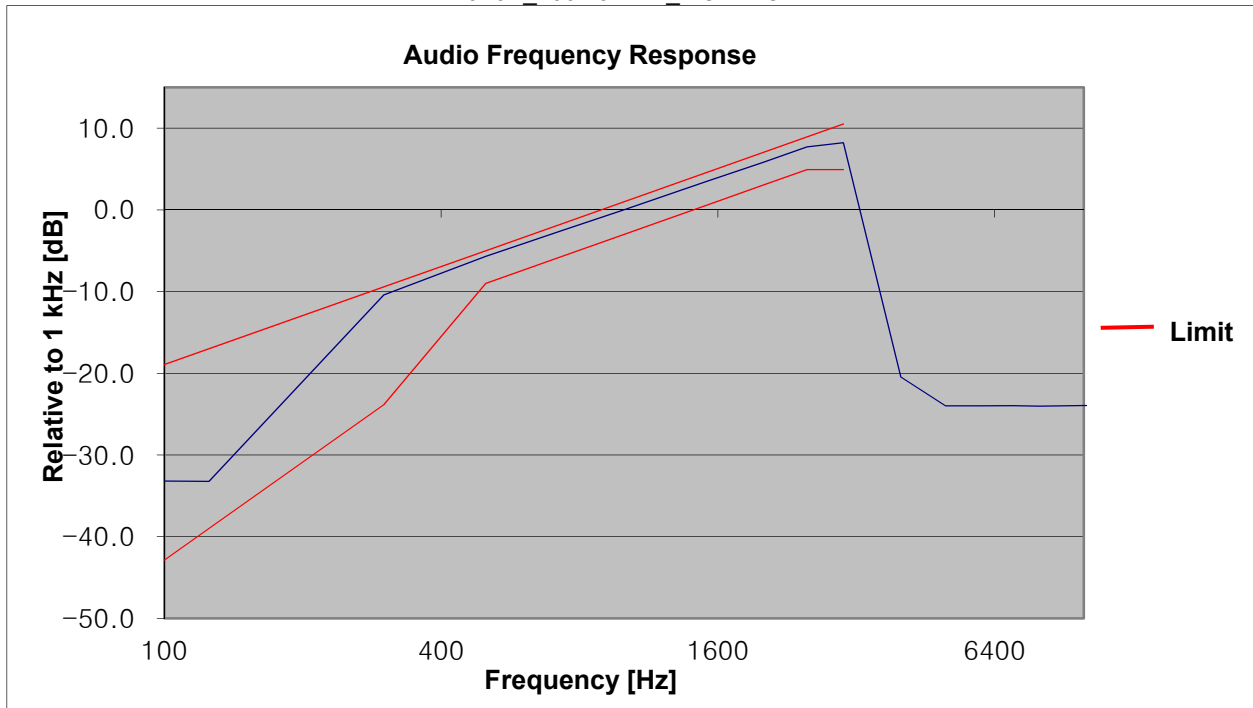
Frequency (Hz)	Attenuation Rel. to 1kHz (dB)	Upper limit (dB)	Lower limit (dB)
100	-27.58	-18.93	-42.86
125	-27.51	-17.00	-39.00
300	-10.22	-9.42	-23.84
500	-5.64	-5.00	-9.00
750	-2.32	-1.49	-5.49
1000	0	1.00	-3.00
1250	1.89	2.93	-1.07
1500	3.43	4.51	0.51
2000	5.8	7.00	3.00
2500	7.72	8.93	4.93
3000	8.23	10.51	4.93
4000	-17.22	-	-
5000	-17.19	-	-
6000	-17.15	-	-
7000	-17.09	-	-
8000	-17.26	-	-
9000	-17.13	-	-
10000	-17.2	-	-
20000	-17.15	-	-
30000	-17.17	-	-
40000	-17.22	-	-
50000	-17.32	-	-

11K0F3E_511.95 MHz_HIGH POWER



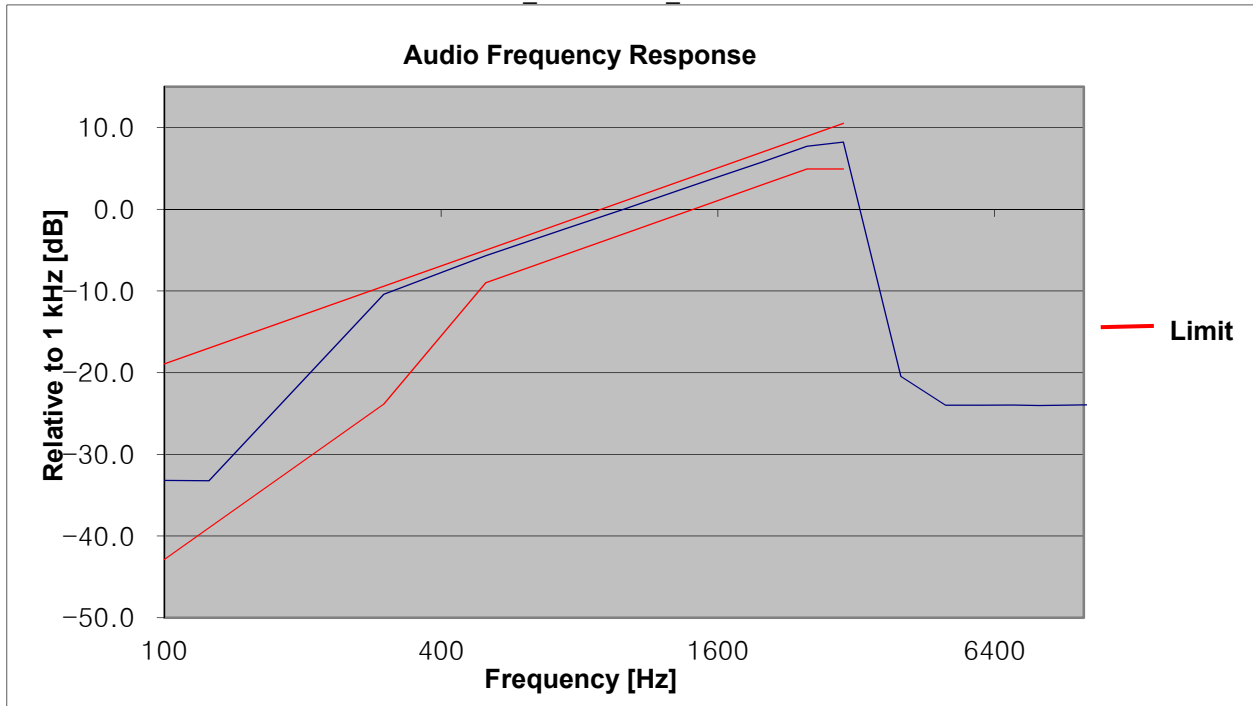
Frequency (Hz)	Attenuation Rel. to 1kHz (dB)	Upper limit (dB)	Lower limit (dB)
100	-30.26	-18.93	-42.86
125	-29.92	-17.00	-39.00
300	-10.48	-9.42	-23.84
500	-5.73	-5.00	-9.00
750	-2.37	-1.49	-5.49
1000	-0.03	1.00	-3.00
1250	1.9	2.93	-1.07
1500	3.43	4.51	0.51
2000	5.77	7.00	3.00
2500	7.66	8.93	4.93
3000	8.15	10.51	4.93
4000	-18.12	-	-
5000	-18.24	-	-
6000	-18.03	-	-
7000	-18.16	-	-
8000	-18.22	-	-
9000	-18.12	-	-
10000	-18.27	-	-
20000	-18.29	-	-
30000	-18.2	-	-
40000	-18.22	-	-
50000	-18.29	-	-

11K0F3E_406.15 MHz_ LOW POWER



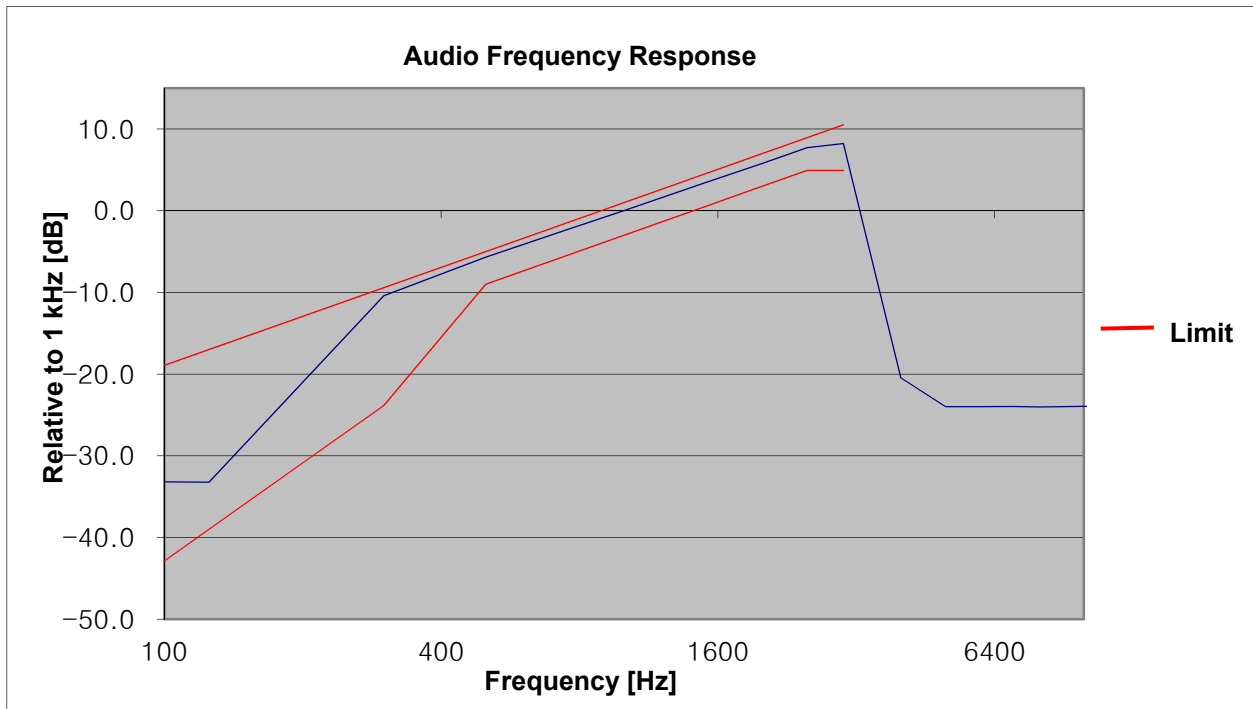
Frequency (Hz)	Attenuation Rel. to 1kHz (dB)	Upper limit (dB)	Lower limit (dB)
100	-29.37	-18.93	-42.86
125	-29.29	-17.00	-39.00
300	-10.23	-9.42	-23.84
500	-5.61	-5.00	-9.00
750	-2.3	-1.49	-5.49
1000	0	1.00	-3.00
1250	1.86	2.93	-1.07
1500	3.36	4.51	0.51
2000	5.66	7.00	3.00
2500	7.5	8.93	4.93
3000	7.95	10.51	4.93
4000	-17.84	-	-
5000	-18.02	-	-
6000	-17.9	-	-
7000	-17.88	-	-
8000	-17.88	-	-
9000	-17.82	-	-
10000	-17.94	-	-
20000	-17.92	-	-
30000	-17.8	-	-
40000	-17.94	-	-
50000	-17.94	-	-

11K0F3E_429.95 MHz_ LOW POWER



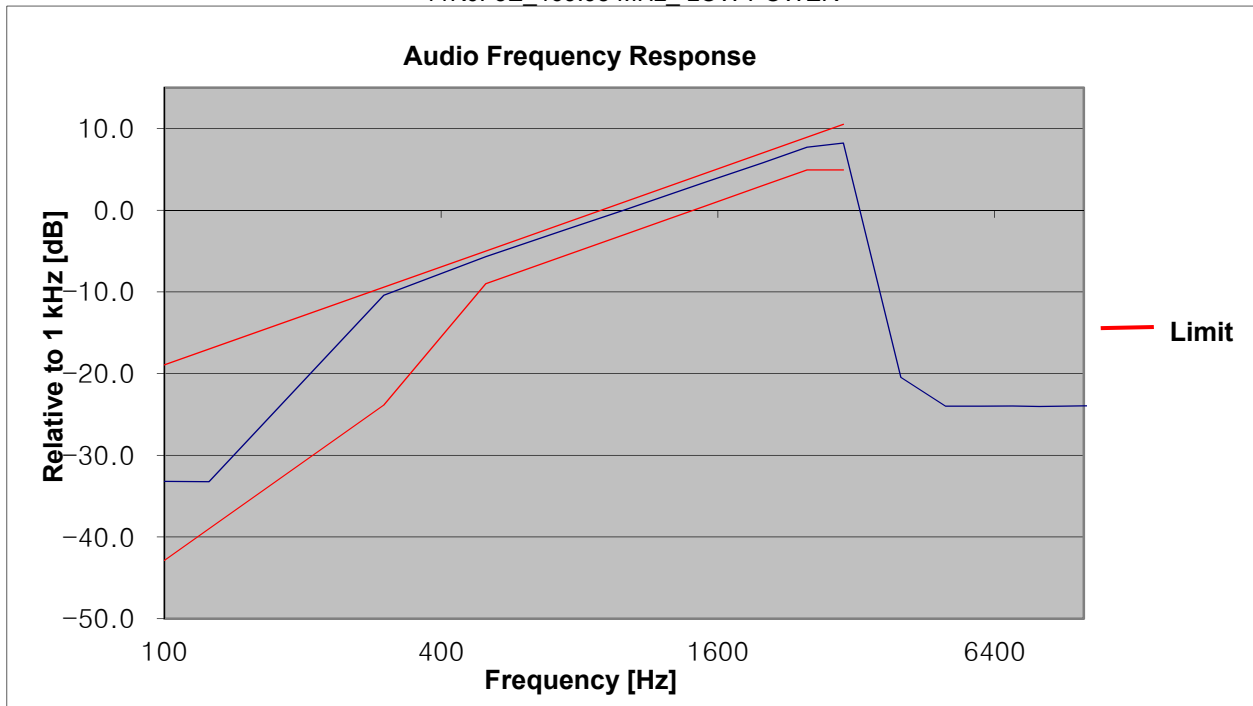
Frequency (Hz)	Attenuation Rel. to 1kHz (dB)	Upper limit (dB)	Lower limit (dB)
100	-29.19	-18.93	-42.86
125	-28.97	-17.00	-39.00
300	-10.71	-9.42	-23.84
500	-5.97	-5.00	-9.00
750	-2.41	-1.49	-5.49
1000	0	1.00	-3.00
1250	1.95	2.93	-1.07
1500	3.51	4.51	0.51
2000	5.89	7.00	3.00
2500	7.8	8.93	4.93
3000	8.29	10.51	4.93
4000	-17.79	-	-
5000	-17.83	-	-
6000	-17.69	-	-
7000	-17.75	-	-
8000	-17.77	-	-
9000	-17.75	-	-
10000	-17.65	-	-
20000	-17.65	-	-
30000	-17.67	-	-
40000	-17.61	-	-
50000	-17.65	-	-

11K0F3E_450.05 MHz_ LOW POWER



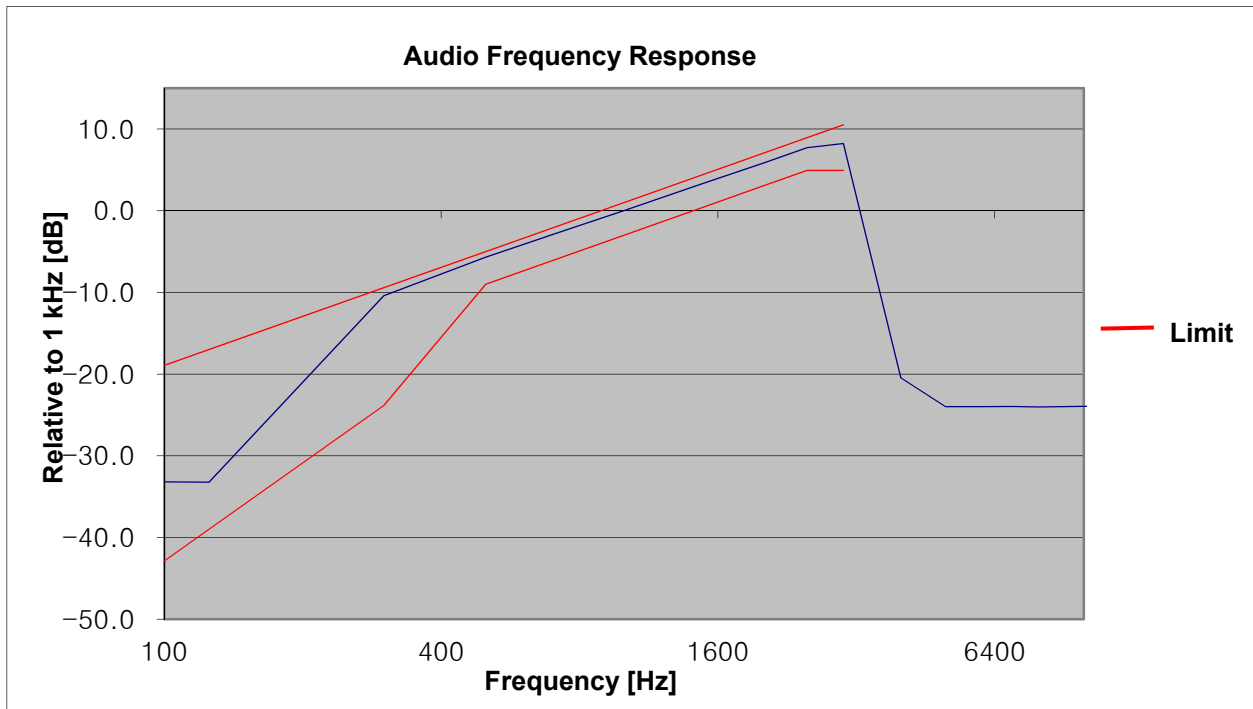
Frequency (Hz)	Attenuation Rel. to 1kHz (dB)	Upper limit (dB)	Lower limit (dB)
100	-28.95	-18.93	-42.86
125	-28.8	-17.00	-39.00
300	-10.29	-9.42	-23.84
500	-5.66	-5.00	-9.00
750	-2.33	-1.49	-5.49
1000	-0.03	1.00	-3.00
1250	1.9	2.93	-1.07
1500	3.47	4.51	0.51
2000	5.85	7.00	3.00
2500	7.8	8.93	4.93
3000	8.34	10.51	4.93
4000	-17.41	-	-
5000	-17.43	-	-
6000	-17.39	-	-
7000	-17.43	-	-
8000	-17.43	-	-
9000	-17.46	-	-
10000	-17.43	-	-
20000	-17.5	-	-
30000	-17.43	-	-
40000	-17.48	-	-
50000	-17.48	-	-

11K0F3E_469.95 MHz_LOW POWER



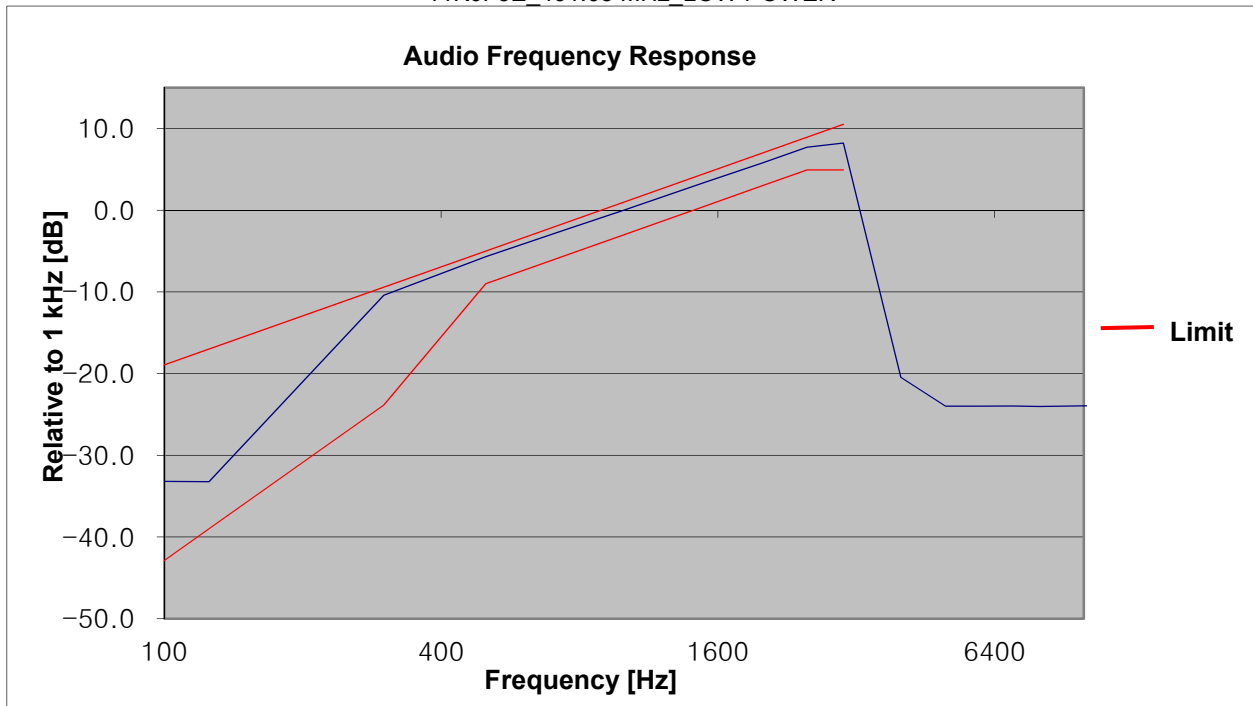
Frequency (Hz)	Attenuation Rel. to 1kHz (dB)	Upper limit (dB)	Lower limit (dB)
100	-28.66	-18.93	-42.86
125	-28.73	-17.00	-39.00
300	-10.27	-9.42	-23.84
500	-5.65	-5.00	-9.00
750	-2.34	-1.49	-5.49
1000	0	1.00	-3.00
1250	1.88	2.93	-1.07
1500	3.45	4.51	0.51
2000	5.85	7.00	3.00
2500	7.78	8.93	4.93
3000	8.32	10.51	4.93
4000	-17.5	-	-
5000	-17.48	-	-
6000	-17.54	-	-
7000	-17.52	-	-
8000	-17.48	-	-
9000	-17.45	-	-
10000	-17.48	-	-
20000	-17.45	-	-
30000	-17.41	-	-
40000	-17.46	-	-
50000	-17.52	-	-

11K0F3E_470.05 MHz_ LOW POWER



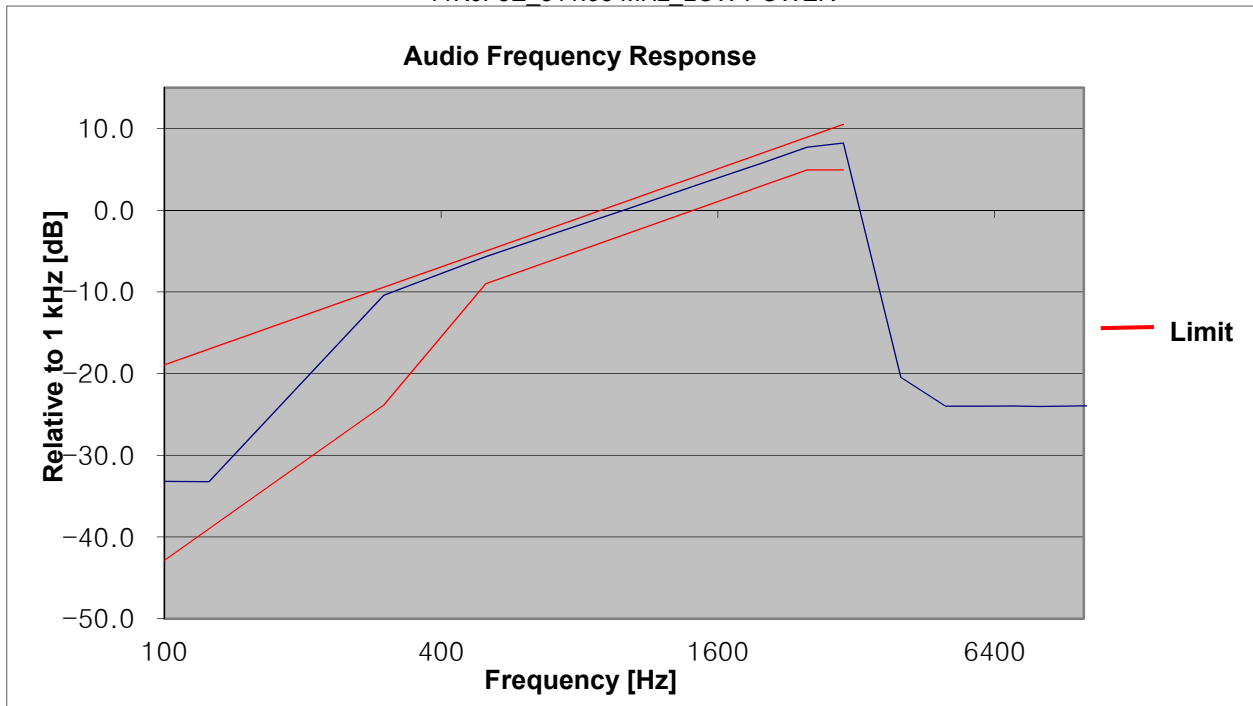
Frequency (Hz)	Attenuation Rel. to 1kHz (dB)	Upper limit (dB)	Lower limit (dB)
100	-27.89	-18.93	-42.86
125	-27.96	-17.00	-39.00
300	-10.13	-9.42	-23.84
500	-5.59	-5.00	-9.00
750	-2.29	-1.49	-5.49
1000	0	1.00	-3.00
1250	1.9	2.93	-1.07
1500	3.45	4.51	0.51
2000	5.82	7.00	3.00
2500	7.74	8.93	4.93
3000	8.27	10.51	4.93
4000	-17.04	-	-
5000	-16.95	-	-
6000	-16.93	-	-
7000	-17	-	-
8000	-17.08	-	-
9000	-17.02	-	-
10000	-17.06	-	-
20000	-17.02	-	-
30000	-17	-	-
40000	-17.02	-	-
50000	-17.12	-	-

11K0F3E_491.05 MHz_LOW POWER



Frequency (Hz)	Attenuation Rel. to 1kHz (dB)	Upper limit (dB)	Lower limit (dB)
100	-28	-18.93	-42.86
125	-27.81	-17.00	-39.00
300	-10.13	-9.42	-23.84
500	-5.67	-5.00	-9.00
750	-2.32	-1.49	-5.49
1000	-0.03	1.00	-3.00
1250	1.88	2.93	-1.07
1500	3.41	4.51	0.51
2000	5.8	7.00	3.00
2500	7.71	8.93	4.93
3000	8.22	10.51	4.93
4000	-17.24	-	-
5000	-17.25	-	-
6000	-17.35	-	-
7000	-17.25	-	-
8000	-17.24	-	-
9000	-17.29	-	-
10000	-17.39	-	-
20000	-17.24	-	-
30000	-17.27	-	-
40000	-17.33	-	-
50000	-17.27	-	-

11K0F3E_511.95 MHz_LOW POWER

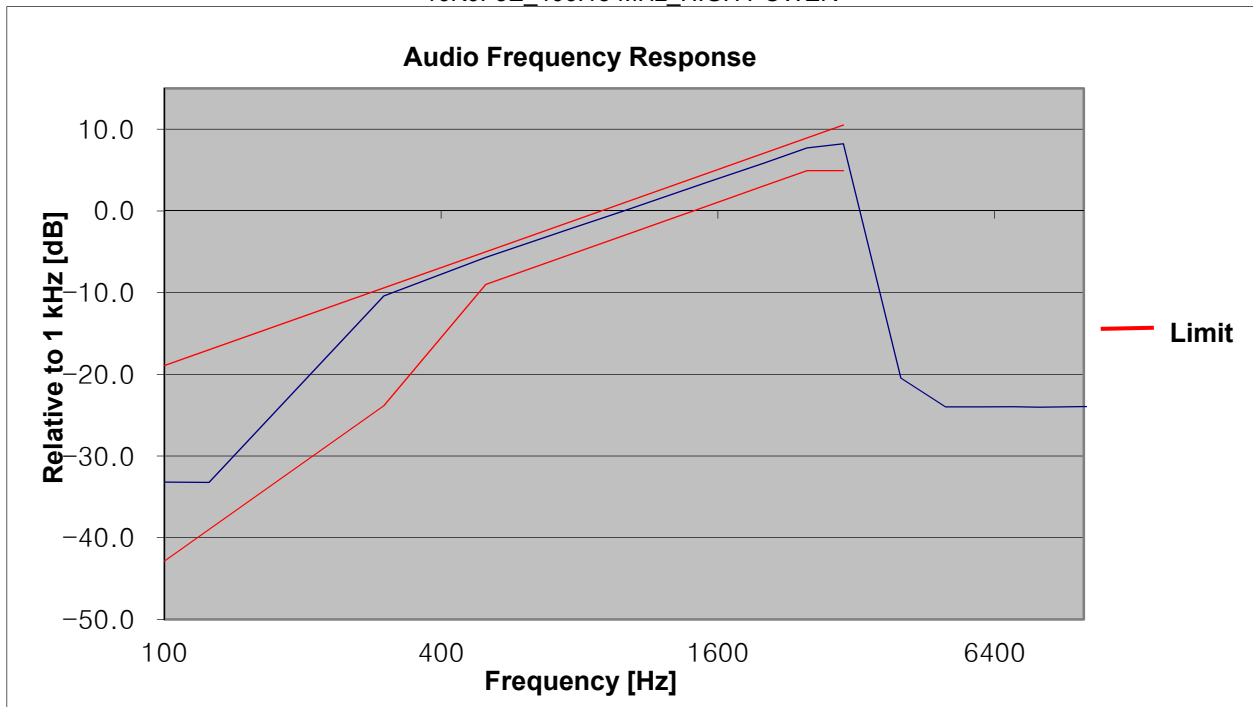


■ TEST RESULTS

16K0F3E

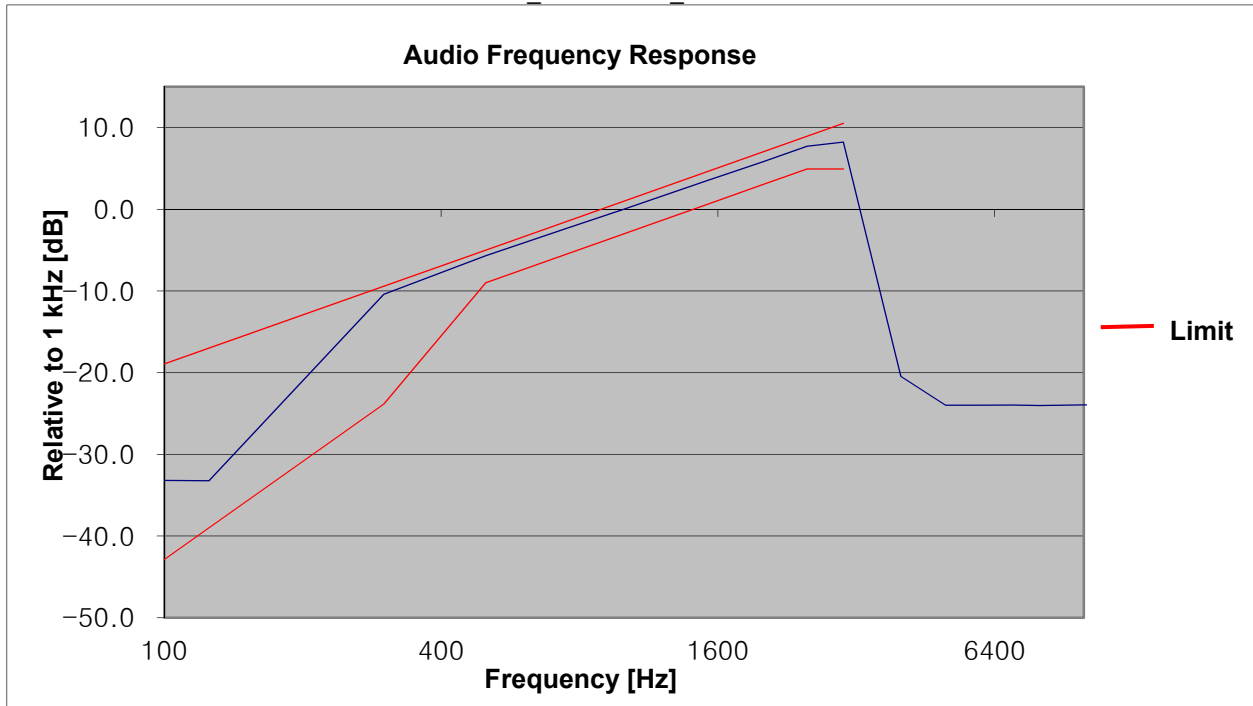
Frequency (Hz)	Attenuation Rel. to 1kHz (dB)	Upper limit (dB)	Lower limit (dB)
100	-35.97	-18.93	-42.86
125	-35.81	-17.00	-39.00
300	-10.44	-9.42	-23.84
500	-5.72	-5.00	-9.00
750	-2.34	-1.49	-5.49
1000	0.01	1.00	-3.00
1250	1.9	2.93	-1.07
1500	3.44	4.51	0.51
2000	5.77	7.00	3.00
2500	7.66	8.93	4.93
3000	8.16	10.51	4.93
4000	-24.5	-	-
5000	-24.45	-	-
6000	-24.55	-	-
7000	-24.38	-	-
8000	-24.35	-	-
9000	-24.41	-	-
10000	-24.38	-	-
20000	-24.42	-	-
30000	-24.47	-	-
40000	-24.42	-	-
50000	-24.47	-	-

16K0F3E_406.15 MHz_HIGH POWER



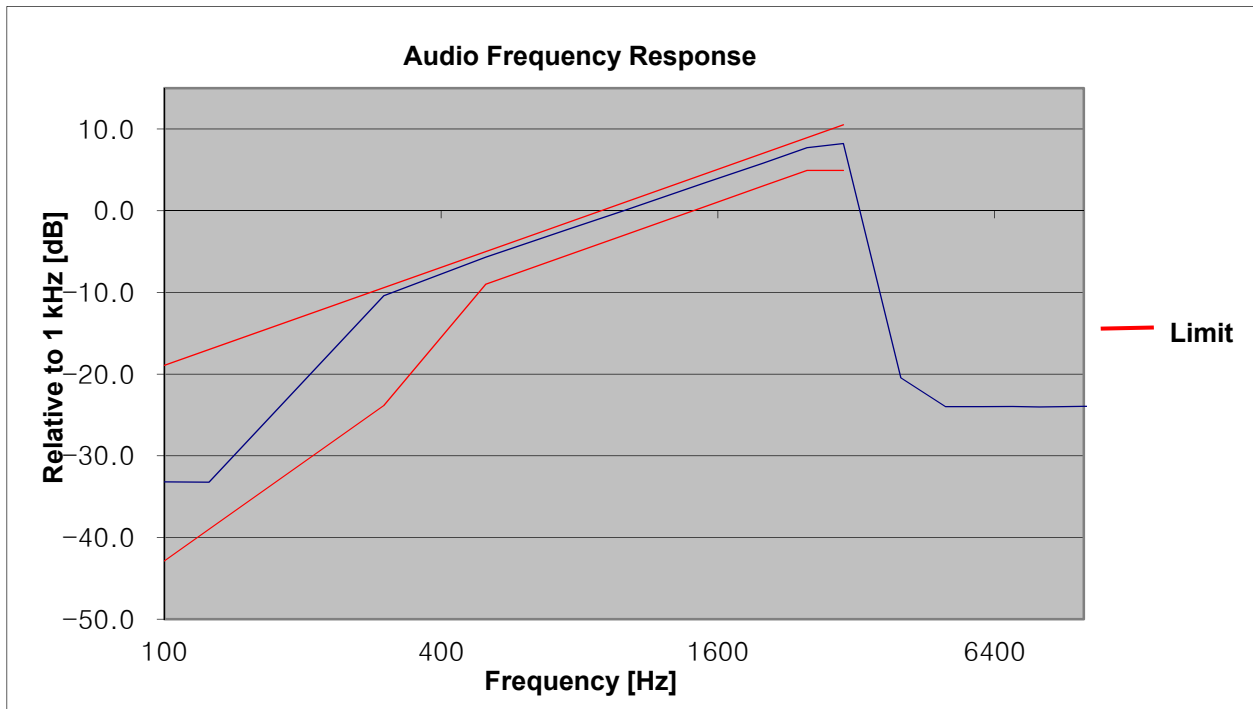
Frequency (Hz)	Attenuation Rel. to 1kHz (dB)	Upper limit (dB)	Lower limit (dB)
100	-35.14	-18.93	-42.86
125	-35.44	-17.00	-39.00
300	-10.17	-9.42	-23.84
500	-5.6	-5.00	-9.00
750	-2.34	-1.49	-5.49
1000	-0.01	1.00	-3.00
1250	1.83	2.93	-1.07
1500	3.32	4.51	0.51
2000	5.6	7.00	3.00
2500	7.44	8.93	4.93
3000	7.88	10.51	4.93
4000	-24.18	-	-
5000	-24.04	-	-
6000	-24.14	-	-
7000	-24.06	-	-
8000	-24.08	-	-
9000	-24.21	-	-
10000	-23.96	-	-
20000	-24.18	-	-
30000	-24.08	-	-
40000	-23.97	-	-
50000	-24.14	-	-

16K0F3E_429.95 MHz_HIGH POWER



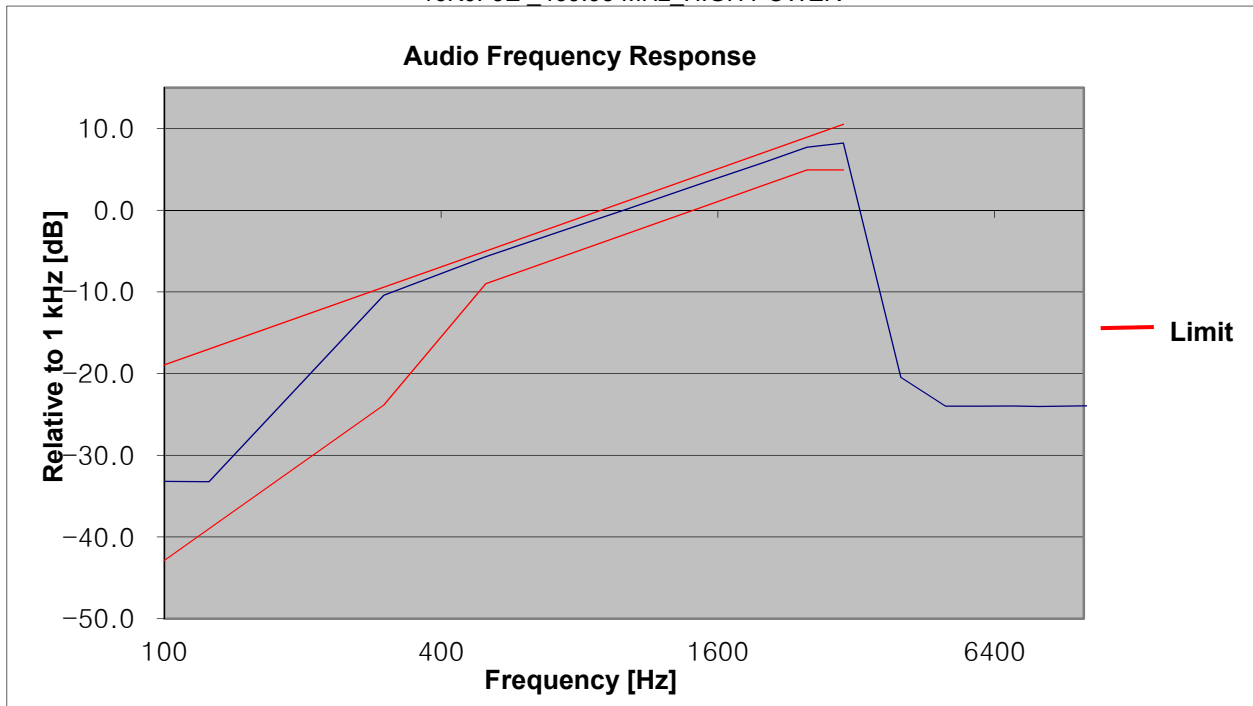
Frequency (Hz)	Attenuation Rel. to 1kHz (dB)	Upper limit (dB)	Lower limit (dB)
100	-35.24	-18.93	-42.86
125	-35.04	-17.00	-39.00
300	-10.9	-9.42	-23.84
500	-5.92	-5.00	-9.00
750	-2.43	-1.49	-5.49
1000	0.01	1.00	-3.00
1250	1.96	2.93	-1.07
1500	3.53	4.51	0.51
2000	5.9	7.00	3.00
2500	7.8	8.93	4.93
3000	8.3	10.51	4.93
4000	-24.34	-	-
5000	-24.34	-	-
6000	-24.38	-	-
7000	-24.41	-	-
8000	-24.28	-	-
9000	-24.31	-	-
10000	-24.41	-	-
20000	-24.38	-	-
30000	-24.31	-	-
40000	-24.45	-	-
50000	-24.41	-	-

16K0F3E _450.05 MHz_HIGH POWER



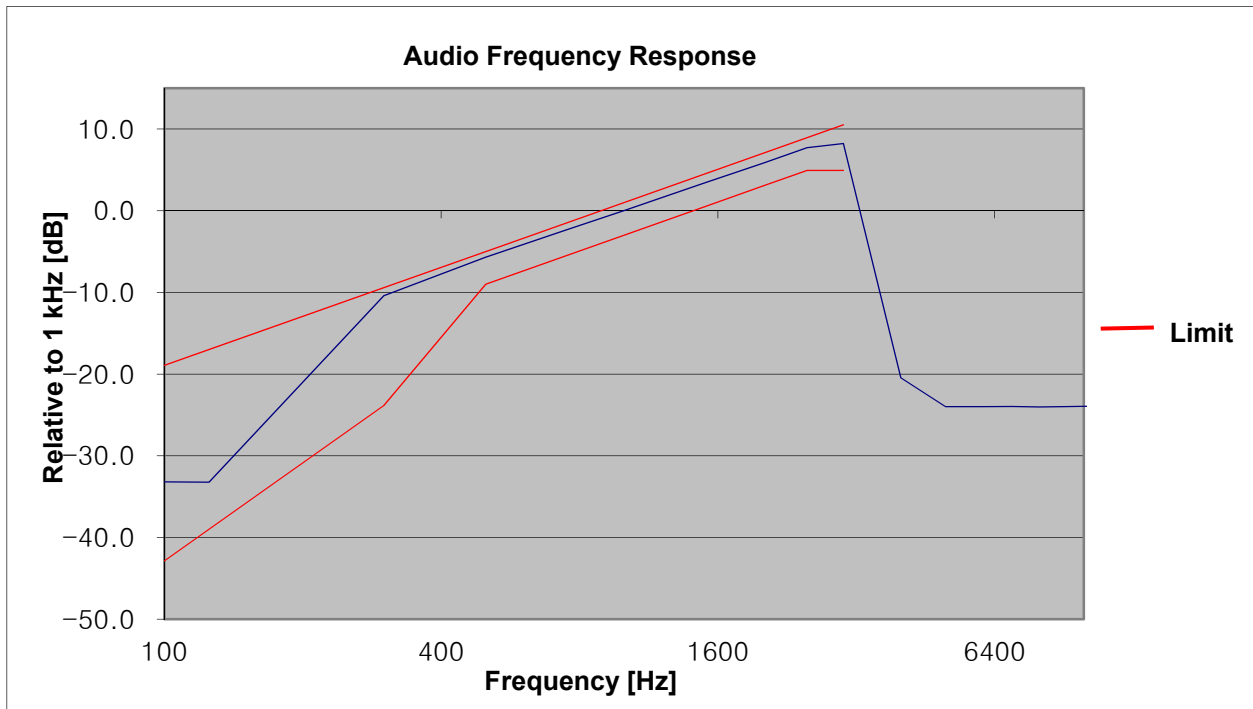
Frequency (Hz)	Attenuation Rel. to 1kHz (dB)	Upper limit (dB)	Lower limit (dB)
100	-34.75	-18.93	-42.86
125	-34.75	-17.00	-39.00
300	-10.44	-9.42	-23.84
500	-5.67	-5.00	-9.00
750	-2.35	-1.49	-5.49
1000	0	1.00	-3.00
1250	1.89	2.93	-1.07
1500	3.45	4.51	0.51
2000	5.84	7.00	3.00
2500	7.79	8.93	4.93
3000	8.33	10.51	4.93
4000	-23.65	-	-
5000	-23.56	-	-
6000	-23.68	-	-
7000	-23.65	-	-
8000	-23.6	-	-
9000	-23.68	-	-
10000	-23.64	-	-
20000	-23.64	-	-
30000	-23.72	-	-
40000	-23.57	-	-
50000	-23.56	-	-

16K0F3E_469.95 MHz_HIGH POWER



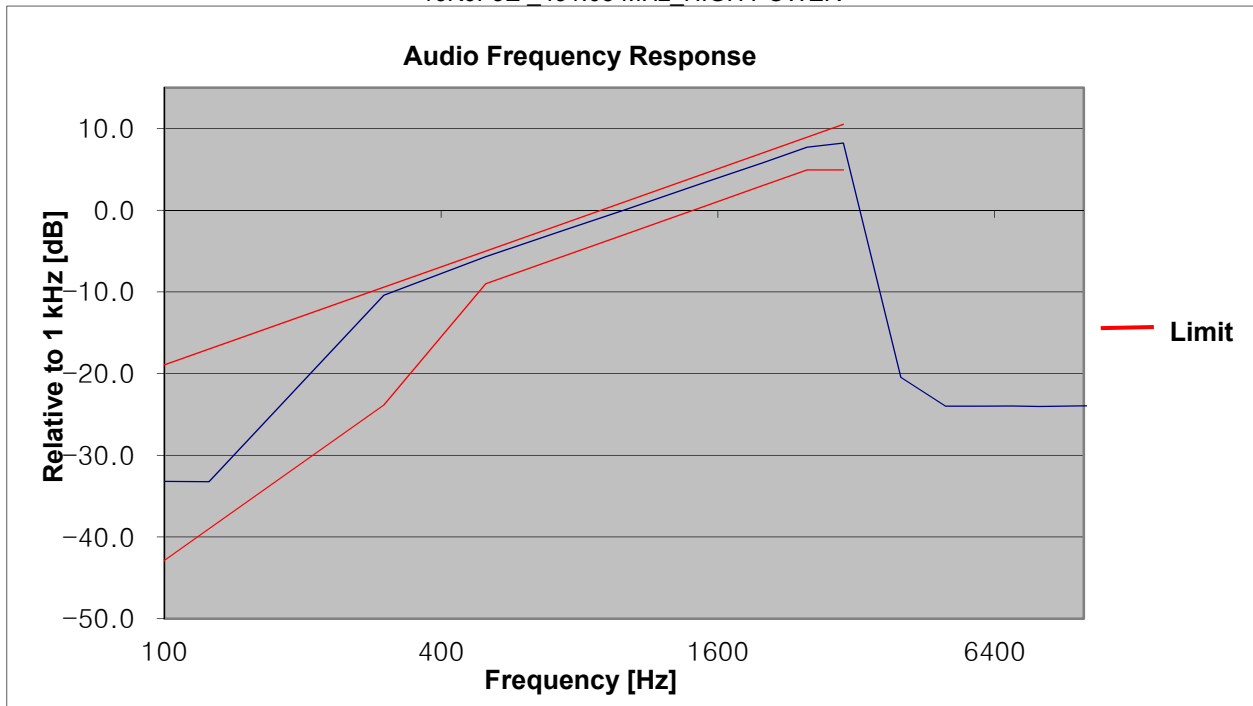
Frequency (Hz)	Attenuation Rel. to 1kHz (dB)	Upper limit (dB)	Lower limit (dB)
100	-34.71	-18.93	-42.86
125	-34.89	-17.00	-39.00
300	-10.32	-9.42	-23.84
500	-5.63	-5.00	-9.00
750	-2.35	-1.49	-5.49
1000	0	1.00	-3.00
1250	1.9	2.93	-1.07
1500	3.44	4.51	0.51
2000	5.83	7.00	3.00
2500	7.79	8.93	4.93
3000	8.33	10.51	4.93
4000	-23.73	-	-
5000	-23.65	-	-
6000	-23.72	-	-
7000	-23.56	-	-
8000	-23.68	-	-
9000	-23.68	-	-
10000	-23.68	-	-
20000	-23.6	-	-
30000	-23.57	-	-
40000	-23.64	-	-
50000	-23.61	-	-

16K0F3E _470.05 MHz_HIGH POWER



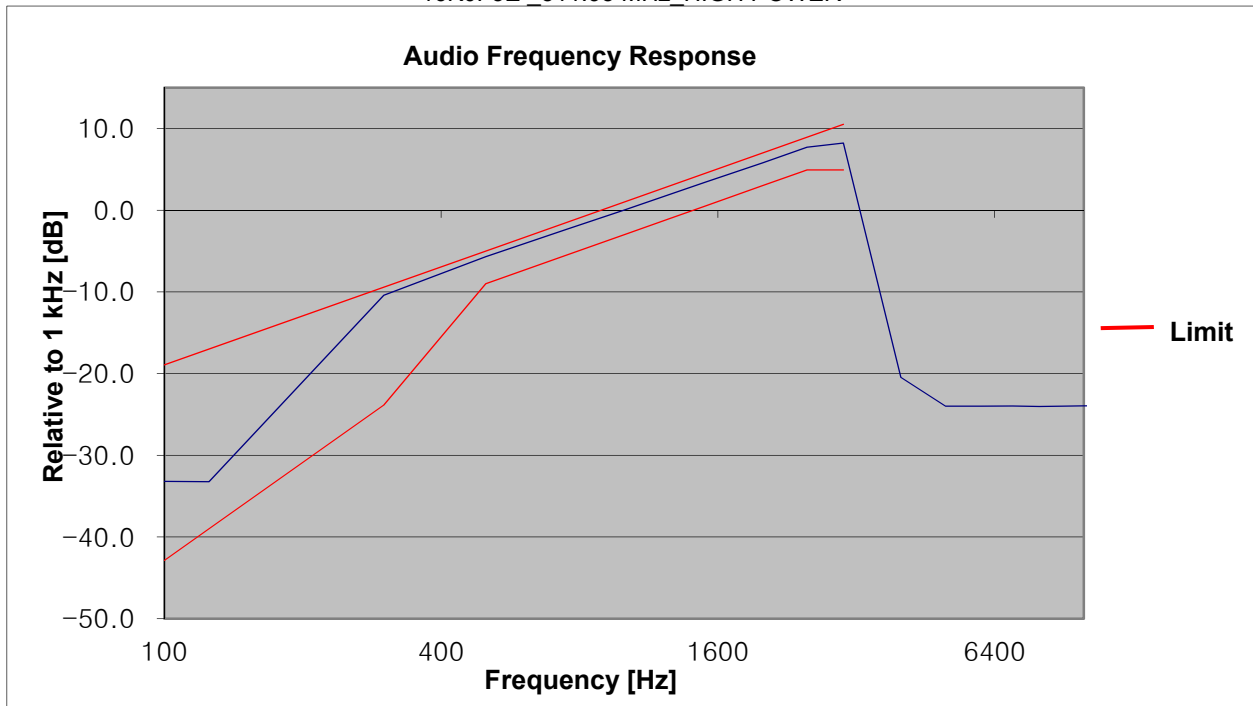
Frequency (Hz)	Attenuation Rel. to 1kHz (dB)	Upper limit (dB)	Lower limit (dB)
100	-34.02	-18.93	-42.86
125	-33.98	-17.00	-39.00
300	-10.12	-9.42	-23.84
500	-5.58	-5.00	-9.00
750	-2.33	-1.49	-5.49
1000	0	1.00	-3.00
1250	1.88	2.93	-1.07
1500	3.42	4.51	0.51
2000	5.79	7.00	3.00
2500	7.72	8.93	4.93
3000	8.25	10.51	4.93
4000	-23.24	-	-
5000	-23.16	-	-
6000	-23.27	-	-
7000	-23.24	-	-
8000	-23.21	-	-
9000	-23.29	-	-
10000	-23.27	-	-
20000	-23.16	-	-
30000	-23.21	-	-
40000	-23.29	-	-
50000	-23.2	-	-

16K0F3E_491.05 MHz_HIGH POWER



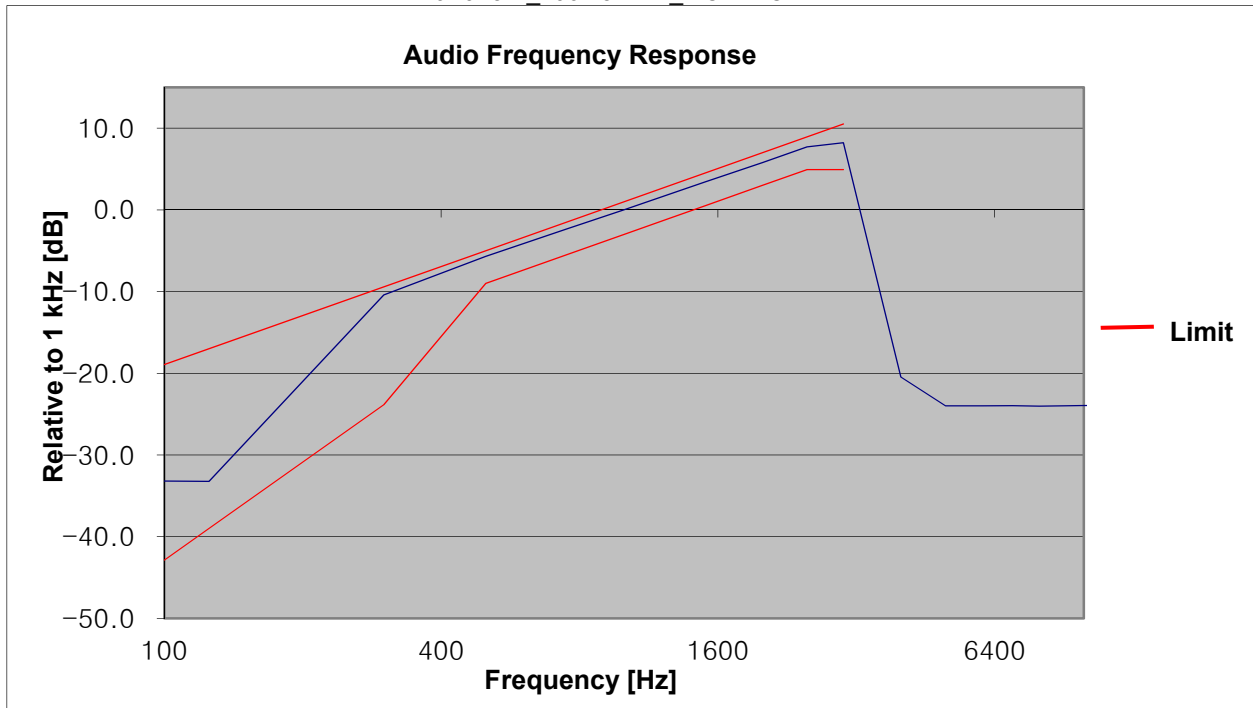
Frequency (Hz)	Attenuation Rel. to 1kHz (dB)	Upper limit (dB)	Lower limit (dB)
100	-33.39	-18.93	-42.86
125	-33.35	-17.00	-39.00
300	-10.46	-9.42	-23.84
500	-5.67	-5.00	-9.00
750	-2.34	-1.49	-5.49
1000	-0.01	1.00	-3.00
1250	1.88	2.93	-1.07
1500	3.42	4.51	0.51
2000	5.79	7.00	3.00
2500	7.71	8.93	4.93
3000	8.22	10.51	4.93
4000	-23.4	-	-
5000	-23.49	-	-
6000	-23.37	-	-
7000	-23.38	-	-
8000	-23.4	-	-
9000	-23.42	-	-
10000	-23.4	-	-
20000	-23.37	-	-
30000	-23.37	-	-
40000	-23.33	-	-
50000	-23.42	-	-

16K0F3E_511.95 MHz_HIGH POWER



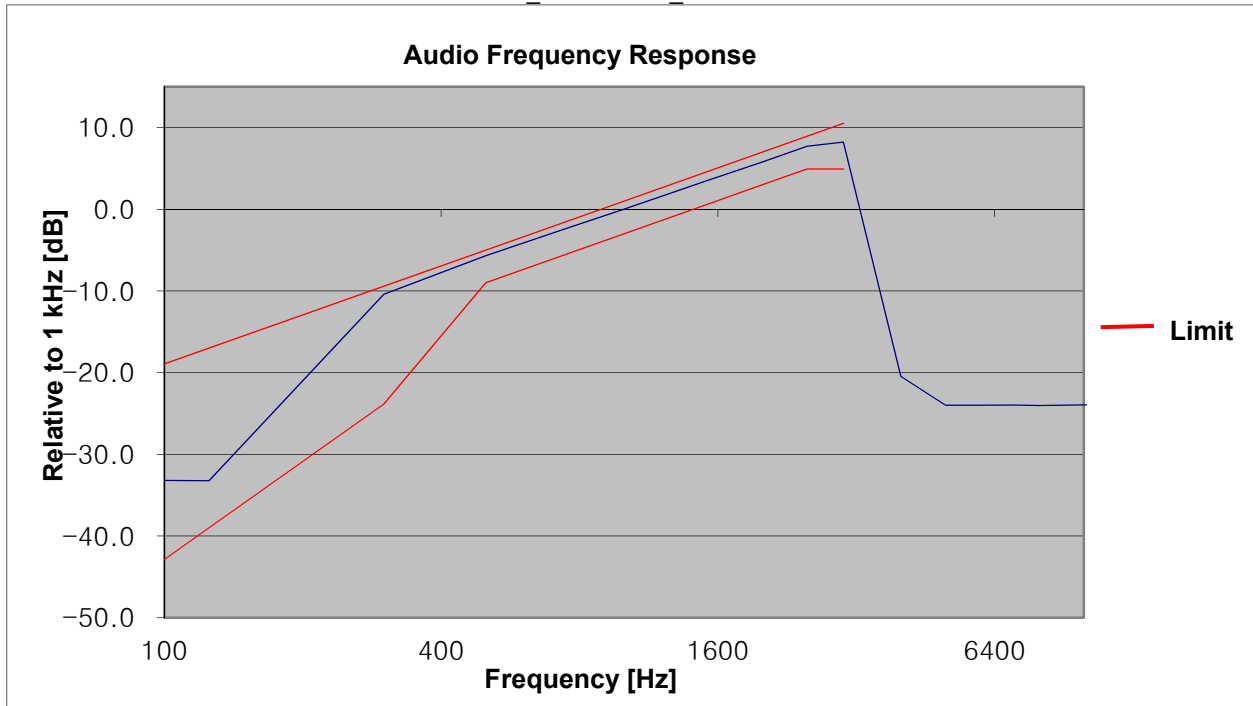
Frequency (Hz)	Attenuation Rel. to 1kHz (dB)	Upper limit (dB)	Lower limit (dB)
100	-35.55	-18.93	-42.86
125	-36.03	-17.00	-39.00
300	-10.53	-9.42	-23.84
500	-5.72	-5.00	-9.00
750	-2.34	-1.49	-5.49
1000	0	1.00	-3.00
1250	1.89	2.93	-1.07
1500	3.43	4.51	0.51
2000	5.77	7.00	3.00
2500	7.66	8.93	4.93
3000	8.13	10.51	4.93
4000	-24.31	-	-
5000	-24.42	-	-
6000	-24.35	-	-
7000	-24.28	-	-
8000	-24.28	-	-
9000	-24.38	-	-
10000	-24.35	-	-
20000	-24.35	-	-
30000	-24.29	-	-
40000	-24.29	-	-
50000	-24.29	-	-

16K0F3E_406.15 MHz_LOW POWER



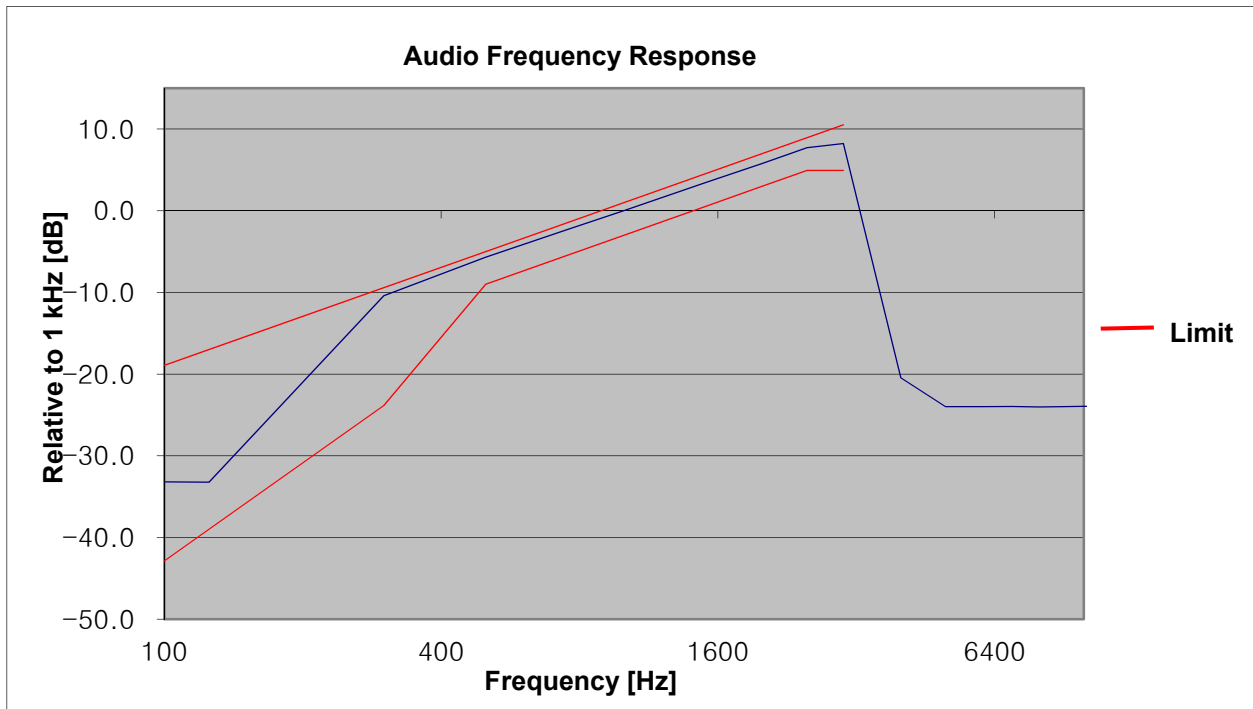
Frequency (Hz)	Attenuation Rel. to 1kHz (dB)	Upper limit (dB)	Lower limit (dB)
100	-34.85	-18.93	-42.86
125	-35.29	-17.00	-39.00
300	-10.35	-9.42	-23.84
500	-5.6	-5.00	-9.00
750	-2.32	-1.49	-5.49
1000	0	1.00	-3.00
1250	1.85	2.93	-1.07
1500	3.35	4.51	0.51
2000	5.63	7.00	3.00
2500	7.46	8.93	4.93
3000	7.92	10.51	4.93
4000	-24.07	-	-
5000	-23.97	-	-
6000	-24.1	-	-
7000	-24.01	-	-
8000	-24.06	-	-
9000	-24.03	-	-
10000	-23.95	-	-
20000	-24.07	-	-
30000	-23.97	-	-
40000	-24.03	-	-
50000	-24.06	-	-

16K0F3E_429.95 MHz_LOW POWER



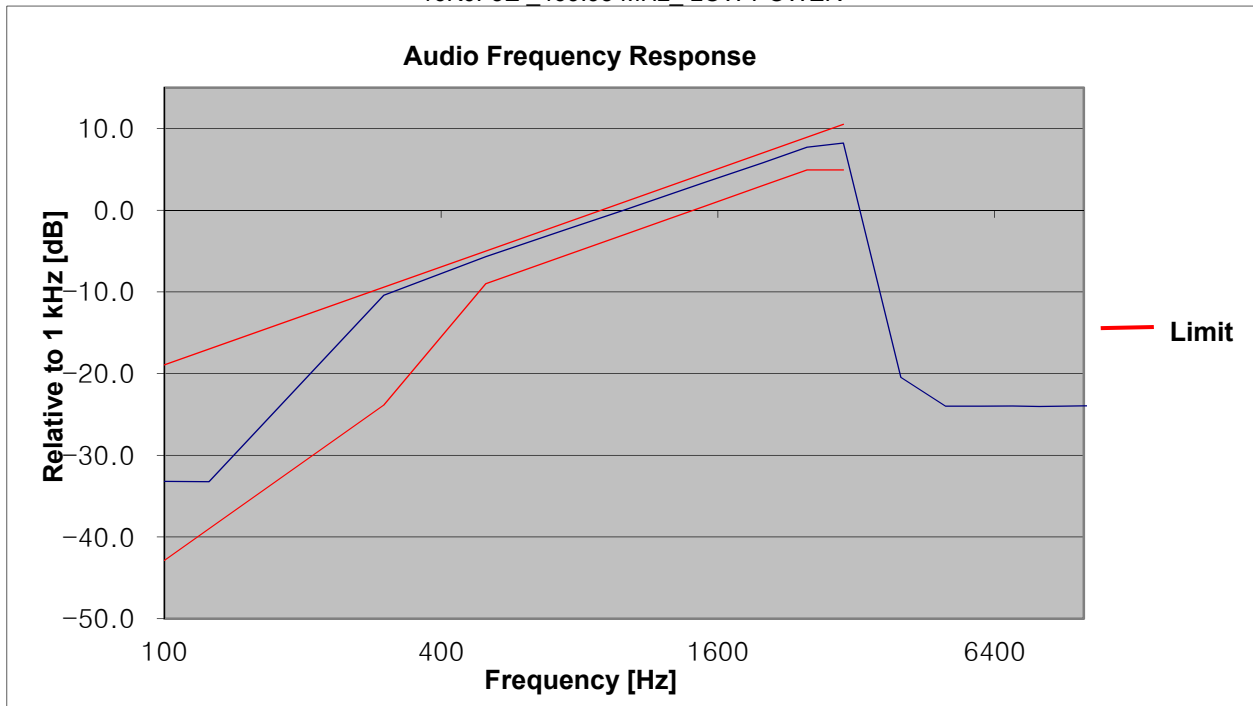
Frequency (Hz)	Attenuation Rel. to 1kHz (dB)	Upper limit (dB)	Lower limit (dB)
100	-34.61	-18.93	-42.86
125	-34.33	-17.00	-39.00
300	-10.91	-9.42	-23.84
500	-5.94	-5.00	-9.00
750	-2.44	-1.49	-5.49
1000	0	1.00	-3.00
1250	1.95	2.93	-1.07
1500	3.51	4.51	0.51
2000	5.88	7.00	3.00
2500	7.79	8.93	4.93
3000	8.28	10.51	4.93
4000	-24.32	-	-
5000	-24.31	-	-
6000	-24.22	-	-
7000	-24.37	-	-
8000	-24.35	-	-
9000	-24.35	-	-
10000	-24.35	-	-
20000	-24.31	-	-
30000	-24.32	-	-
40000	-24.42	-	-
50000	-24.52	-	-

16K0F3E _450.05 MHz_ LOW POWER



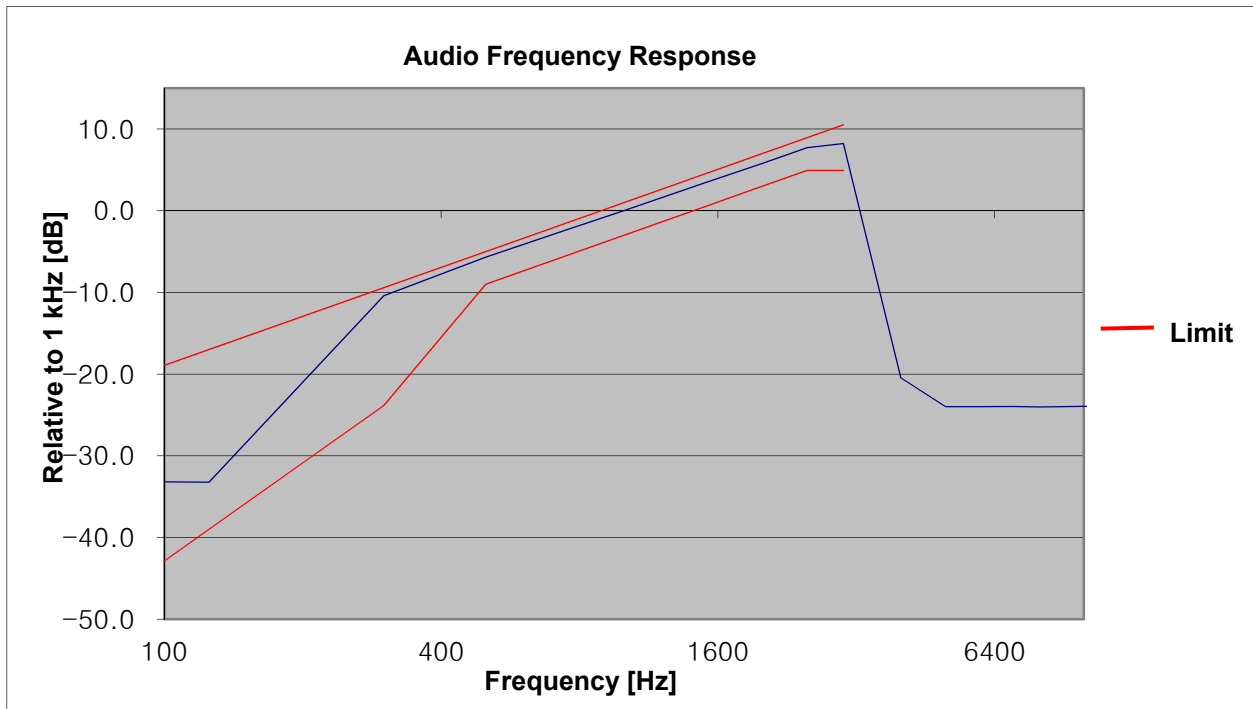
Frequency (Hz)	Attenuation Rel. to 1kHz (dB)	Upper limit (dB)	Lower limit (dB)
100	-34.61	-18.93	-42.86
125	-34.61	-17.00	-39.00
300	-10.22	-9.42	-23.84
500	-5.63	-5.00	-9.00
750	-2.35	-1.49	-5.49
1000	0	1.00	-3.00
1250	1.9	2.93	-1.07
1500	3.45	4.51	0.51
2000	5.84	7.00	3.00
2500	7.8	8.93	4.93
3000	8.33	10.51	4.93
4000	-23.53	-	-
5000	-23.57	-	-
6000	-23.57	-	-
7000	-23.76	-	-
8000	-23.57	-	-
9000	-23.61	-	-
10000	-23.65	-	-
20000	-23.57	-	-
30000	-23.65	-	-
40000	-23.56	-	-
50000	-23.61	-	-

16K0F3E_469.95 MHz_LOW POWER



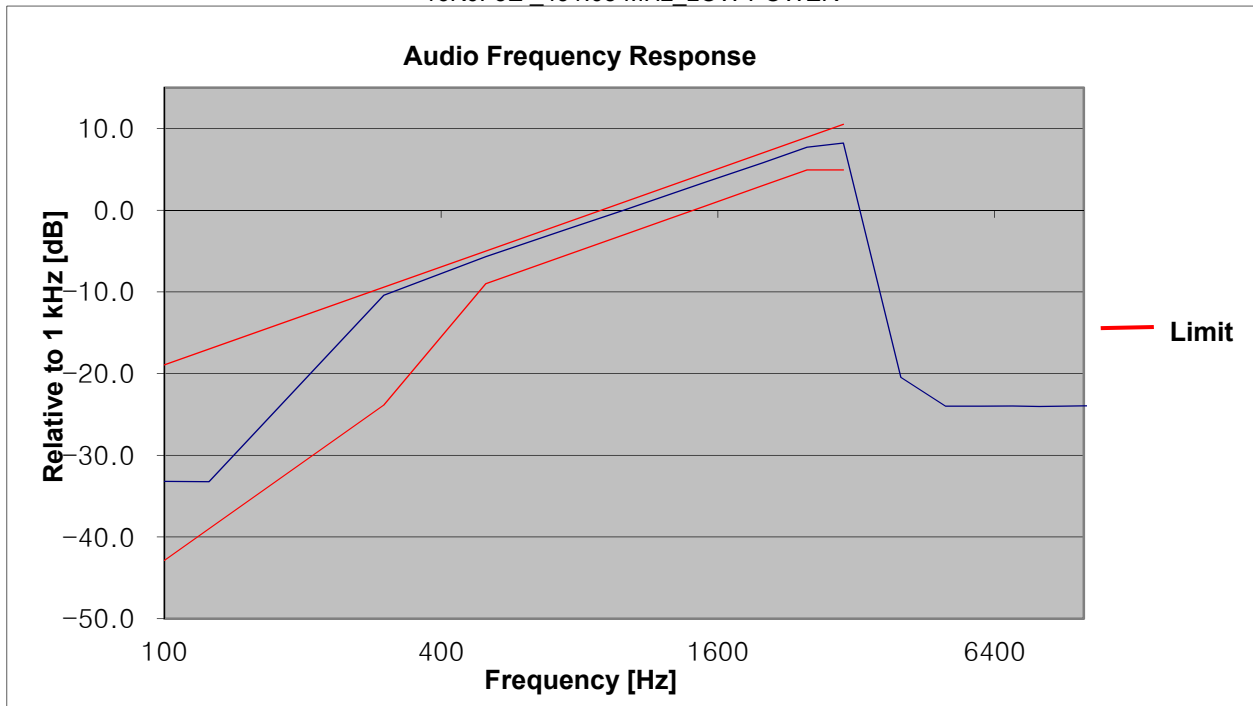
Frequency (Hz)	Attenuation Rel. to 1kHz (dB)	Upper limit (dB)	Lower limit (dB)
100	-34.75	-18.93	-42.86
125	-34.47	-17.00	-39.00
300	-10.39	-9.42	-23.84
500	-5.67	-5.00	-9.00
750	-2.35	-1.49	-5.49
1000	0	1.00	-3.00
1250	1.89	2.93	-1.07
1500	3.45	4.51	0.51
2000	5.83	7.00	3.00
2500	7.79	8.93	4.93
3000	8.32	10.51	4.93
4000	-23.6	-	-
5000	-23.6	-	-
6000	-23.57	-	-
7000	-23.56	-	-
8000	-23.64	-	-
9000	-23.65	-	-
10000	-23.57	-	-
20000	-23.61	-	-
30000	-23.56	-	-
40000	-23.72	-	-
50000	-23.56	-	-

16K0F3E _470.05 MHz_ LOW POWER



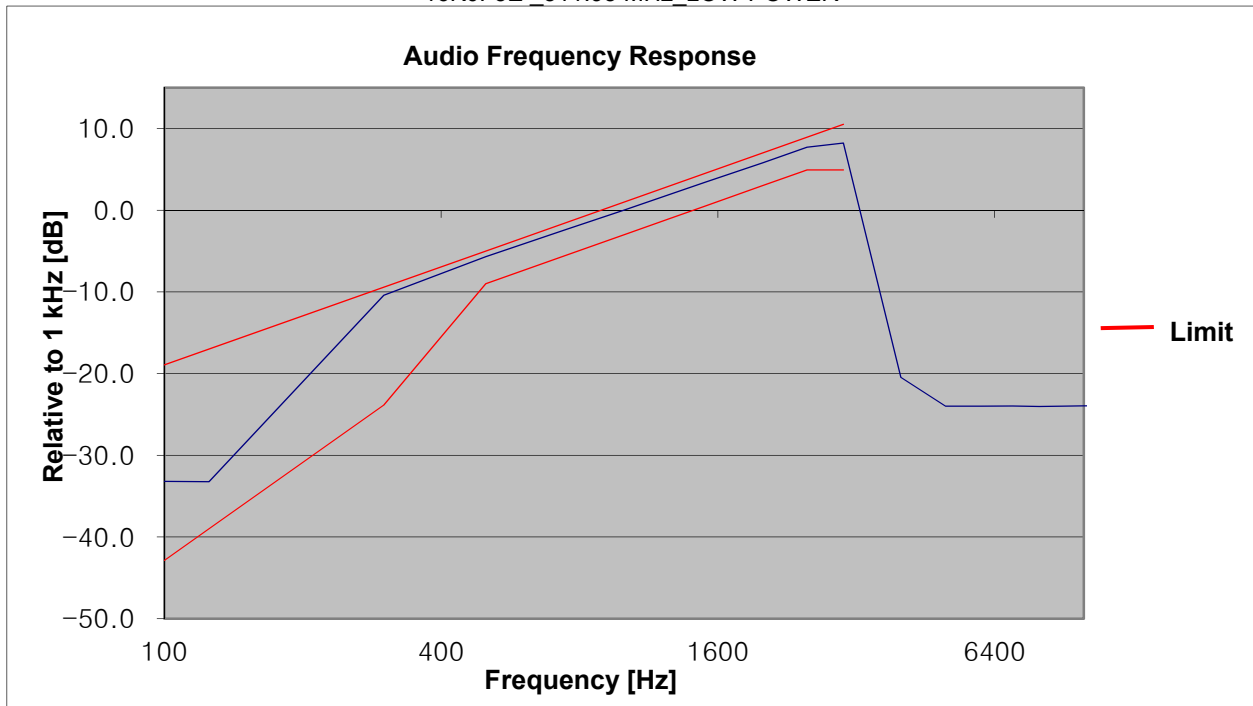
Frequency (Hz)	Attenuation Rel. to 1kHz (dB)	Upper limit (dB)	Lower limit (dB)
100	-33.77	-18.93	-42.86
125	-33.68	-17.00	-39.00
300	-10.09	-9.42	-23.84
500	-5.6	-5.00	-9.00
750	-2.33	-1.49	-5.49
1000	0.01	1.00	-3.00
1250	1.9	2.93	-1.07
1500	3.44	4.51	0.51
2000	5.81	7.00	3.00
2500	7.74	8.93	4.93
3000	8.27	10.51	4.93
4000	-23.2	-	-
5000	-23.26	-	-
6000	-23.15	-	-
7000	-23.04	-	-
8000	-23.15	-	-
9000	-23.16	-	-
10000	-23.11	-	-
20000	-23.11	-	-
30000	-23.24	-	-
40000	-23.19	-	-
50000	-23.27	-	-

16K0F3E_491.05 MHz_LOW POWER



Frequency (Hz)	Attenuation Rel. to 1kHz (dB)	Upper limit (dB)	Lower limit (dB)
100	-33.19	-18.93	-42.86
125	-33.23	-17.00	-39.00
300	-10.41	-9.42	-23.84
500	-5.68	-5.00	-9.00
750	-2.33	-1.49	-5.49
1000	0.01	1.00	-3.00
1250	1.9	2.93	-1.07
1500	3.43	4.51	0.51
2000	5.79	7.00	3.00
2500	7.71	8.93	4.93
3000	8.23	10.51	4.93
4000	-23.47	-	-
5000	-23.38	-	-
6000	-23.3	-	-
7000	-23.44	-	-
8000	-23.43	-	-
9000	-23.48	-	-
10000	-23.48	-	-
20000	-23.31	-	-
30000	-23.35	-	-
40000	-23.38	-	-
50000	-23.39	-	-

16K0F3E_511.95 MHz_LOW POWER

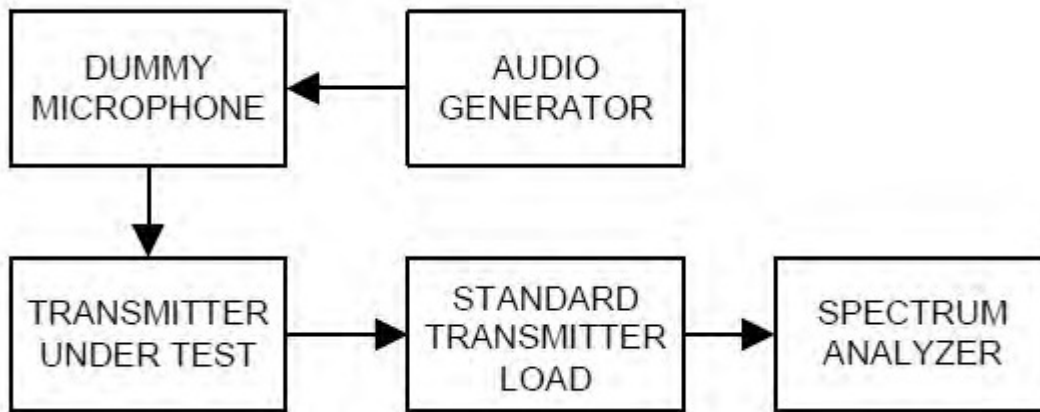


7.6 Emission Mask

■ Definition

The transmitter sideband spectrum denotes the sideband power produced at a discrete frequency separation from the carrier up to the test bandwidth (see 1.3.4.4) due to all sources of unwanted noise within the transmitter in a modulated condition.

■ TEST CONFIGURATION



■ TEST PROCEDURE

According to 2.2.11 in TIA-603-D Standard.

- a) Connect the equipment as illustrated. Use the table to determine the spectrum analyzer resolution bandwidth:

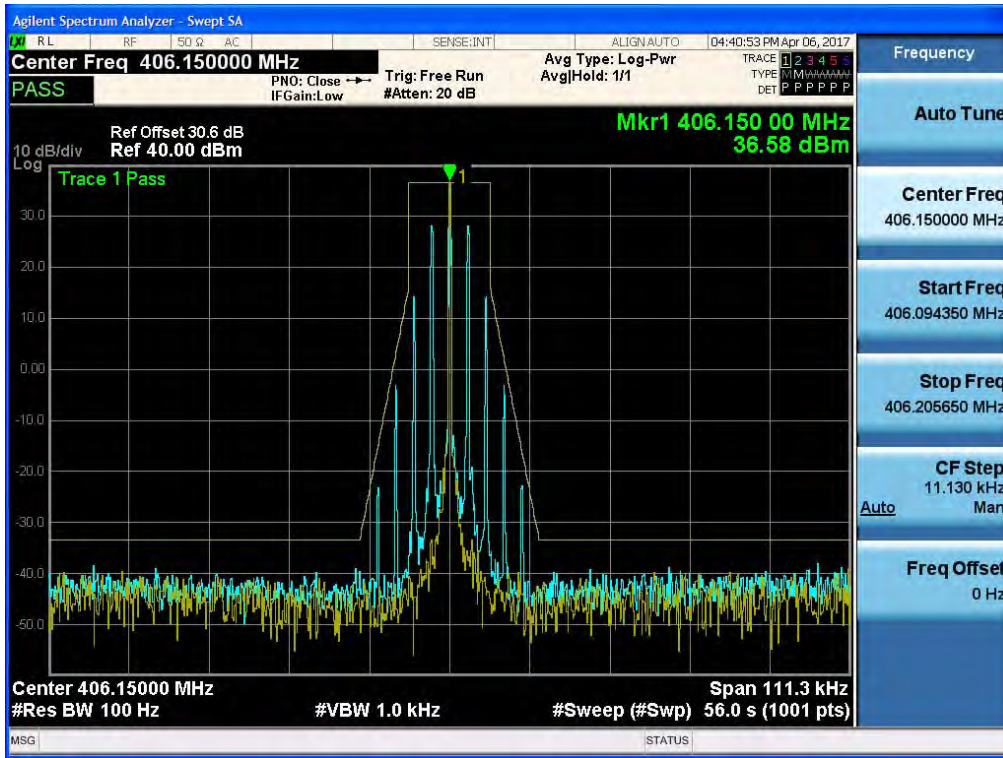
Spectrum Analyzer Resolution Bandwidth

Frequency Band (MHz)	Mask for Equipment with Audio Low Pass Filter	Mask for Equipment without Low Pass Filter	Spectrum Analyzer Resolution Bandwidth (Hz)
25-50	B	C	300
72-76	B	C	300
138-174	NTIA	NTIA	300
150-174	B	C	300
150-174	D or E	D or E	100
406-420	NTIA	NTIA	300
421-512	B	C	300
421-512	D or E	D or E	100
806-821/851-866	B or EA	G or EA	300
821-824/866-869	B	H	300
896-901/935-940	I	J	300

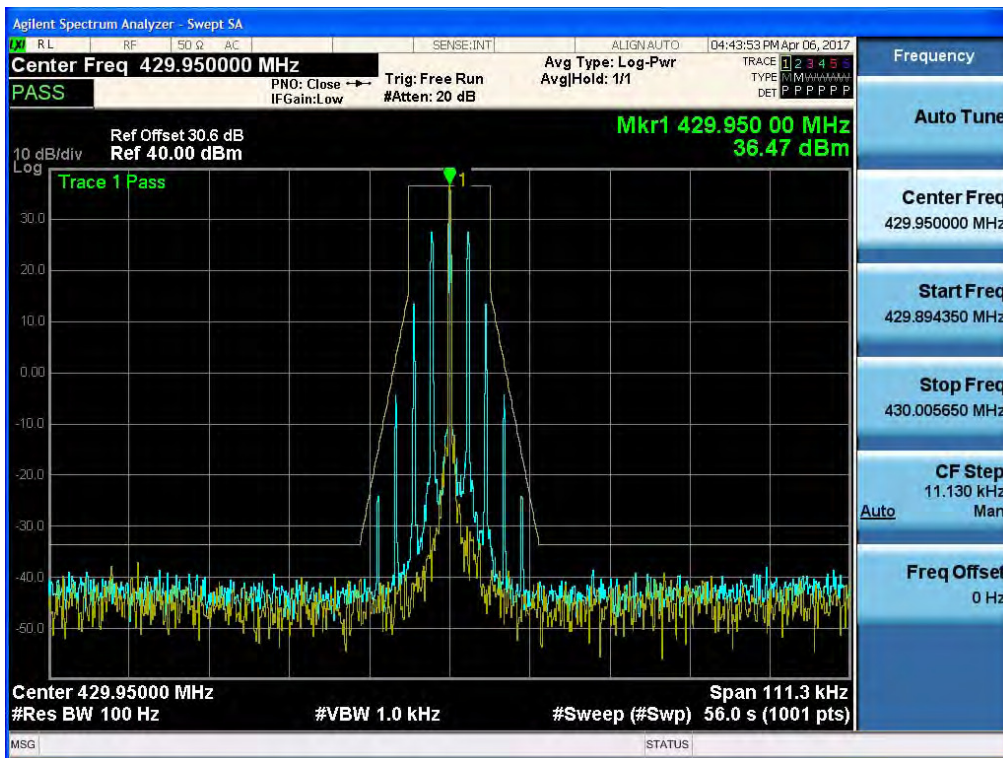
- b) Adjust the spectrum analyzer for the following settings:
 - 1) Resolution Bandwidth per the above table
 - 2) Video Bandwidth at least 10 times the resolution bandwidth.
 - 3) Sweep Speed slow enough to maintain measurement calibration.
 - 4) Detector Mode = Positive Peak.
 - 5) Span that will allow proper viewing of the test bandwidth (see 1.3.4.4).
- c) Set the center frequency of the spectrum analyzer to the assigned transmitter frequency. Key the transmitter, and set the level of the unmodulated carrier to a full scale reference line.
This is the 0 dB reference for the measurement.
- d) Modulate the transmitter with a 2500 Hz sine wave at an input level 16 dB greater than that necessary to produce 50% of rated system deviation. The input level shall be established at the frequency of maximum response of the audio modulating circuit. Transmitters employing digital modulation techniques that bypass the limiter and the audio low-pass filter shall be modulated as specified by the manufacturer.
- e) Record the resulting spectrum analyzer presentation of the emission level with an on-line recording device or in a photograph. It is recommended that the emission limit (as given in 3.2.11) be drawn on the plotted graph or photograph. The spectrum analyzer presentation is the sideband spectrum.

■ Plots of Emission Mask

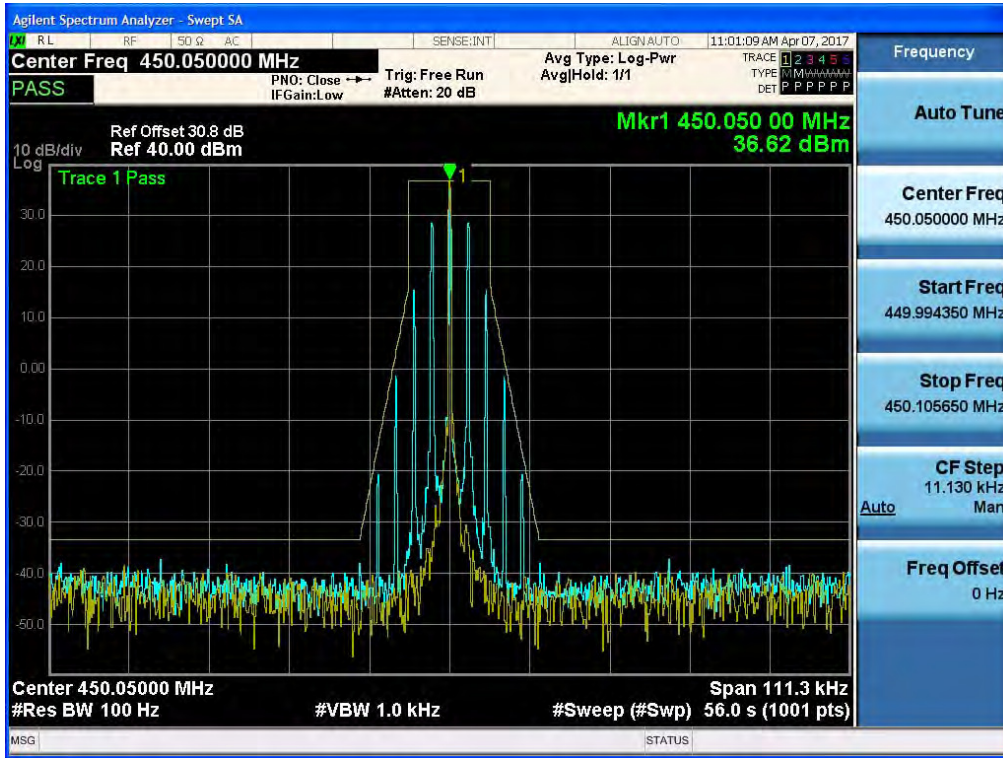
(11K0F3E _ 406.15 MHz)_High



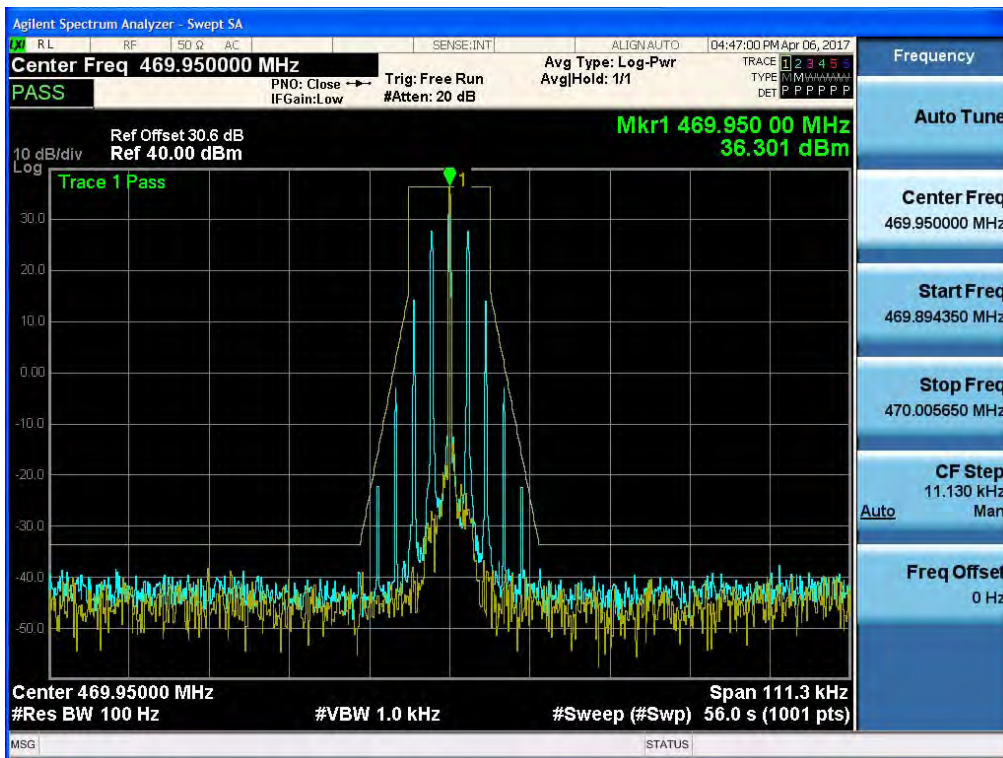
(11K0F3E _ 429.95 MHz)_High



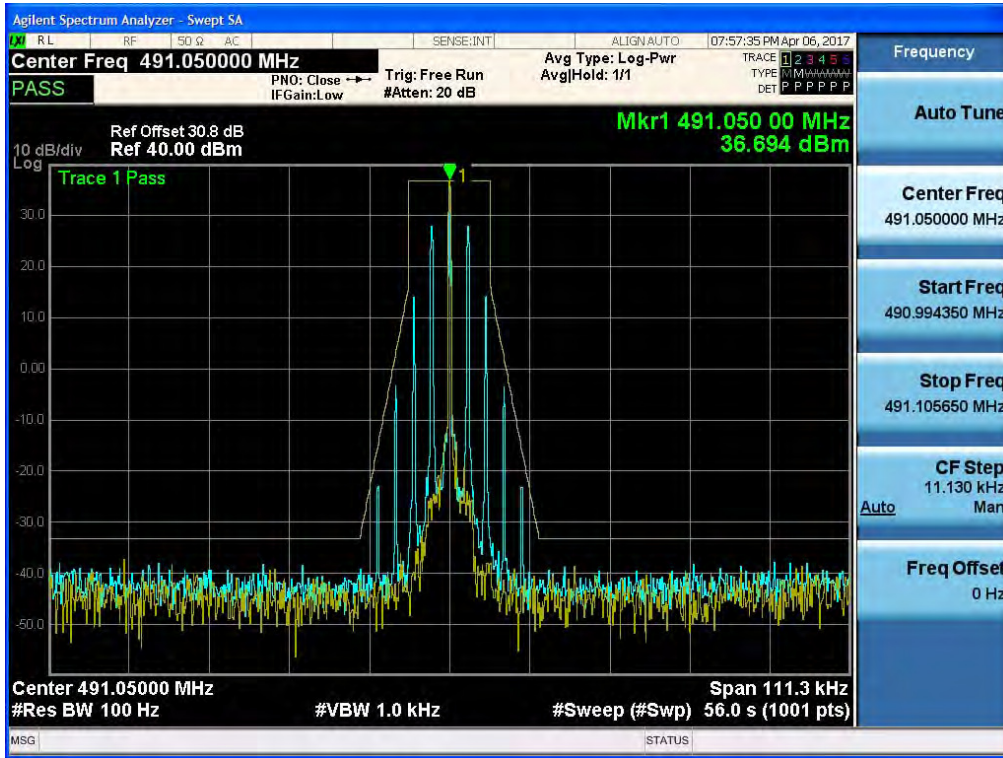
(11K0F3E _ 450.05 MHz)_High



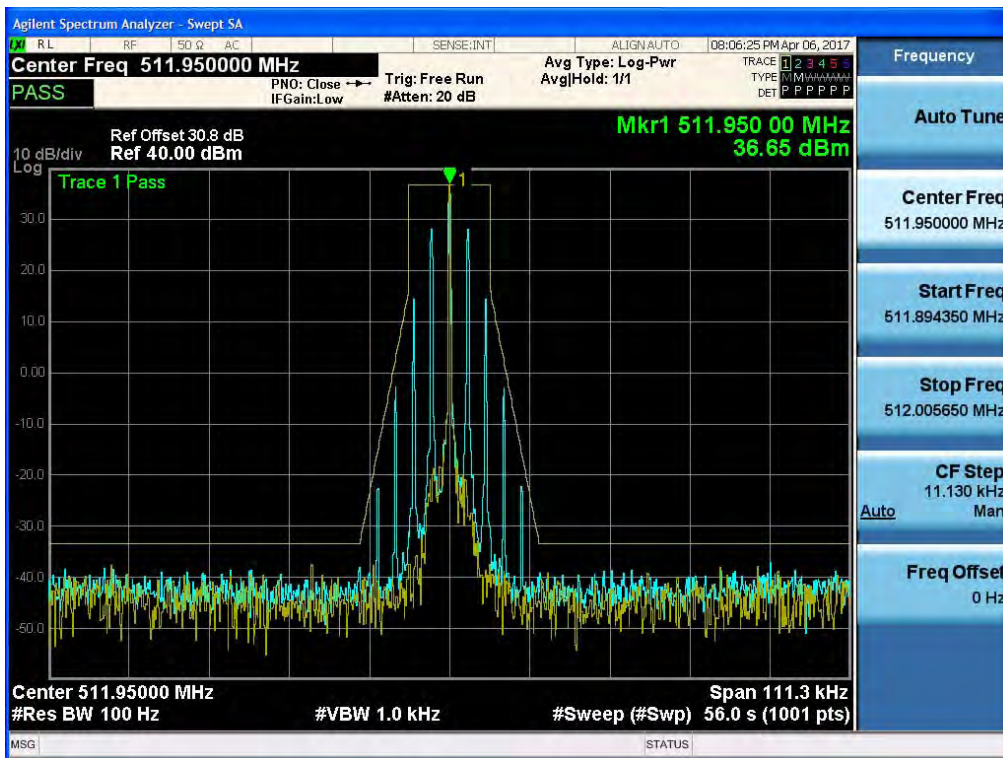
(11K0F3E _ 469.95 MHz)_High



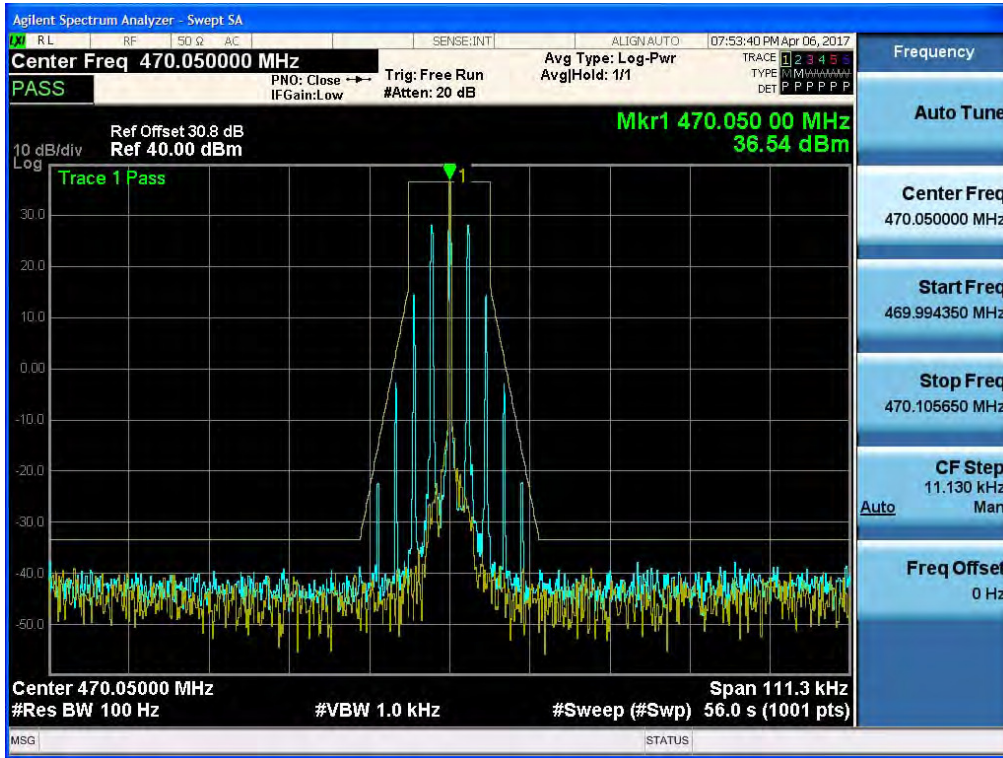
(11K0F3E _ 491.05 MHz)_High



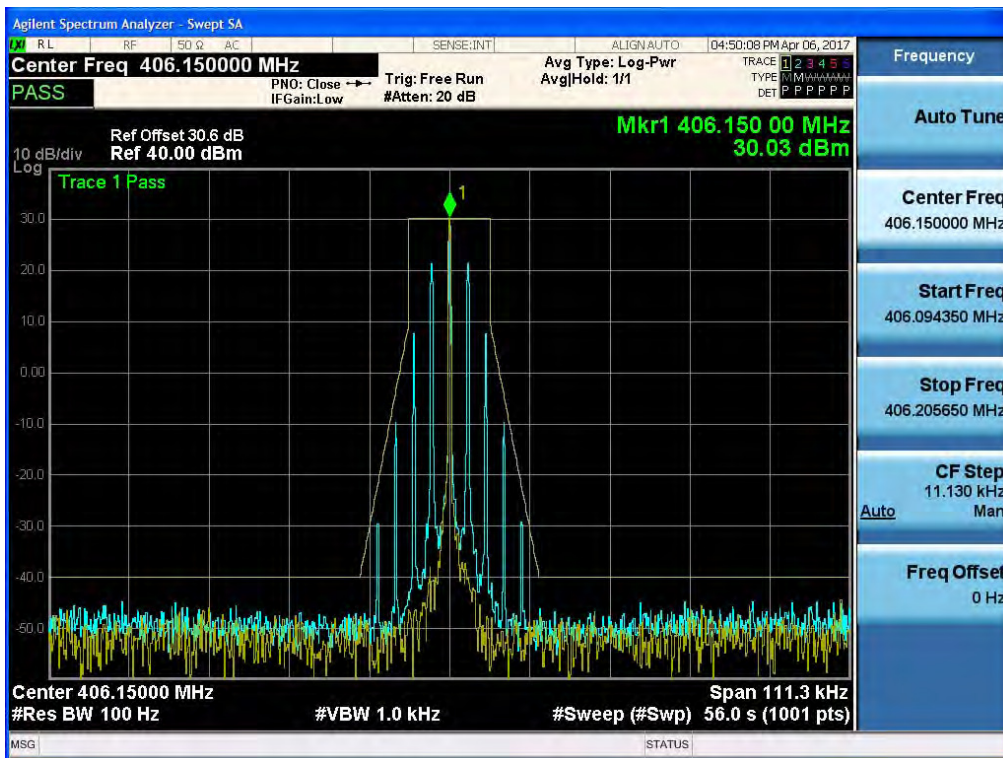
(11K0F3E _ 511.95 MHz)_High



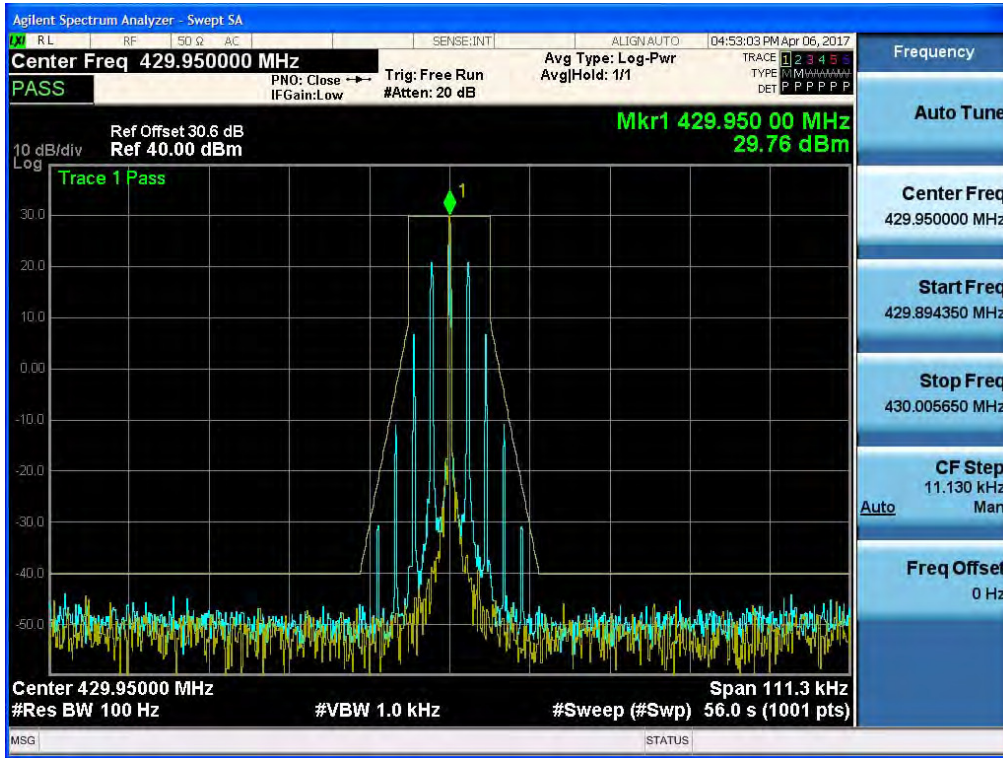
(11K0F3E _ 470.05 MHz)_High



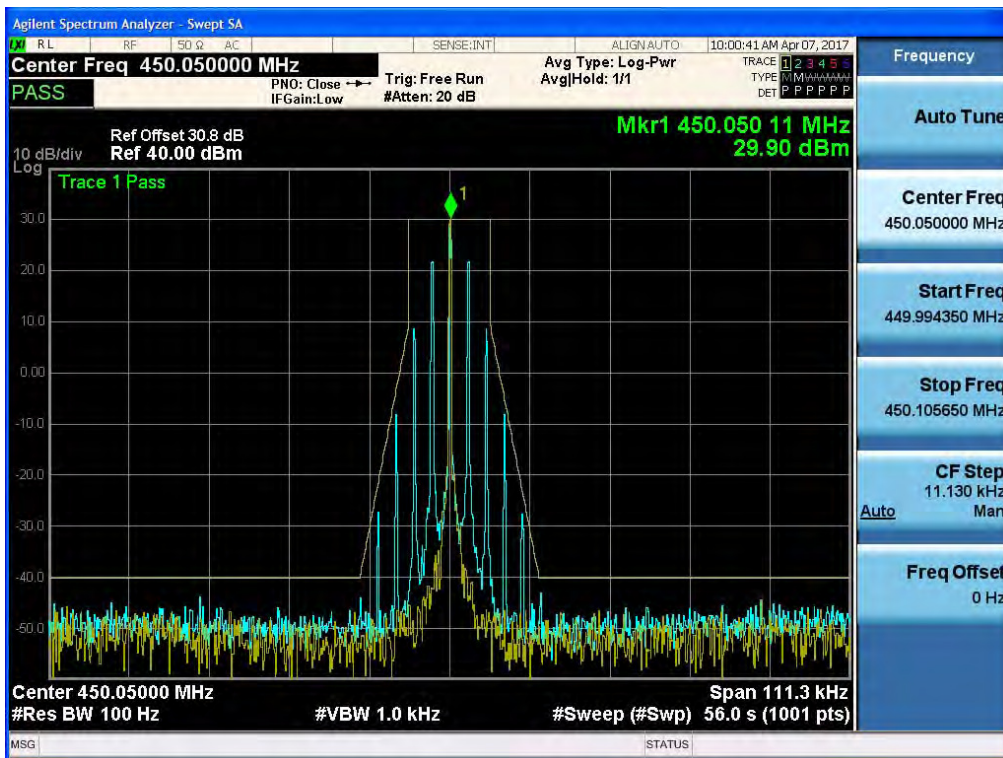
(11K0F3E _ 406.15 MHz)_Low



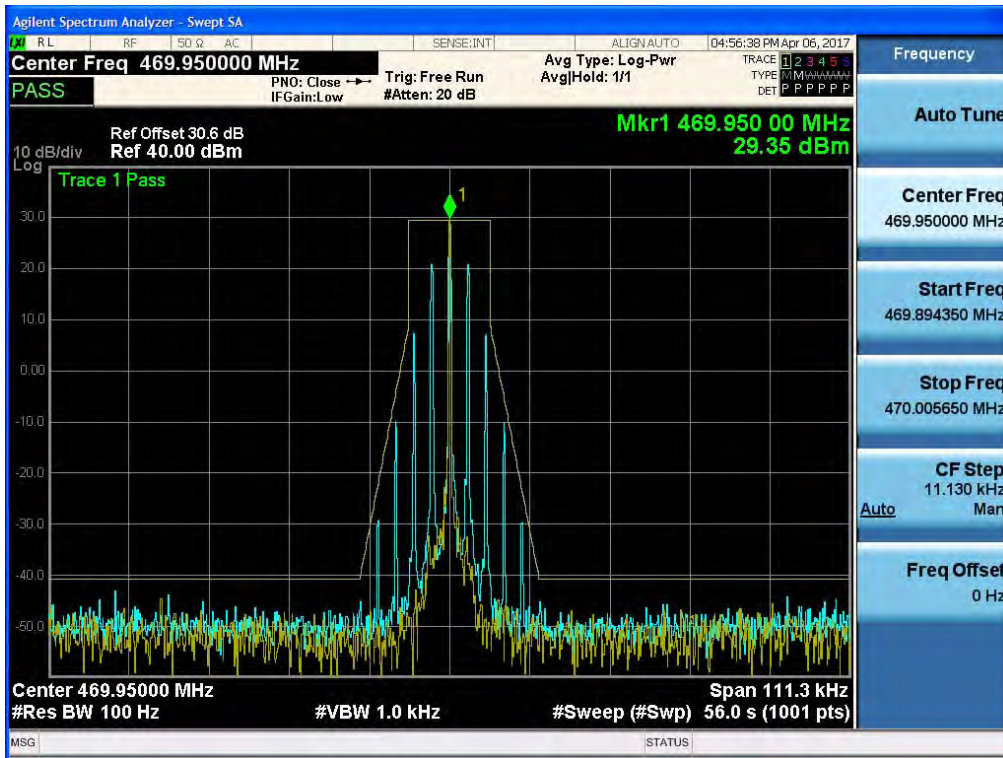
(11K0F3E _ 429.95 MHz)_Low



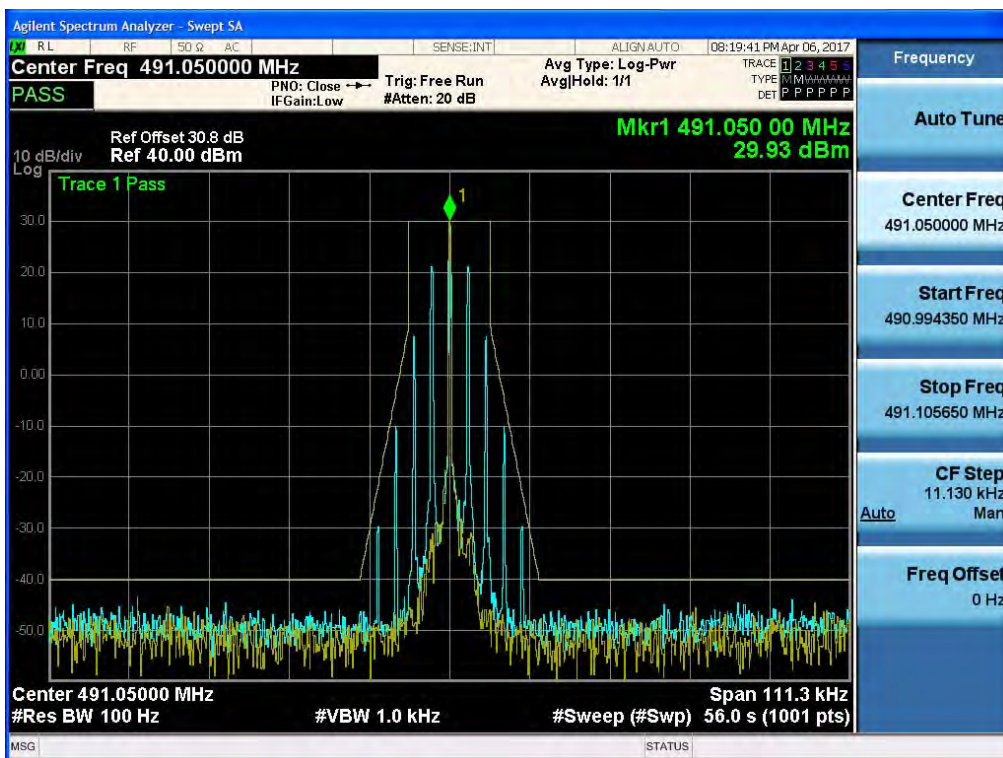
(11K0F3E _ 450.05 MHz)_Low



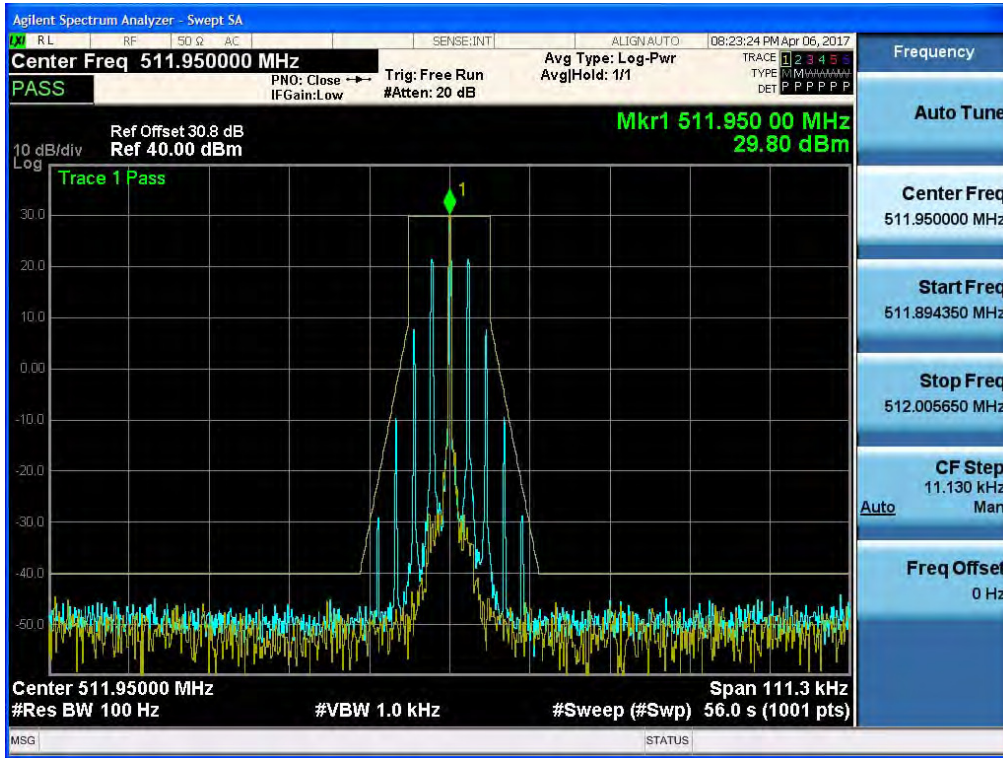
(11K0F3E _ 469.95 MHz)_Low



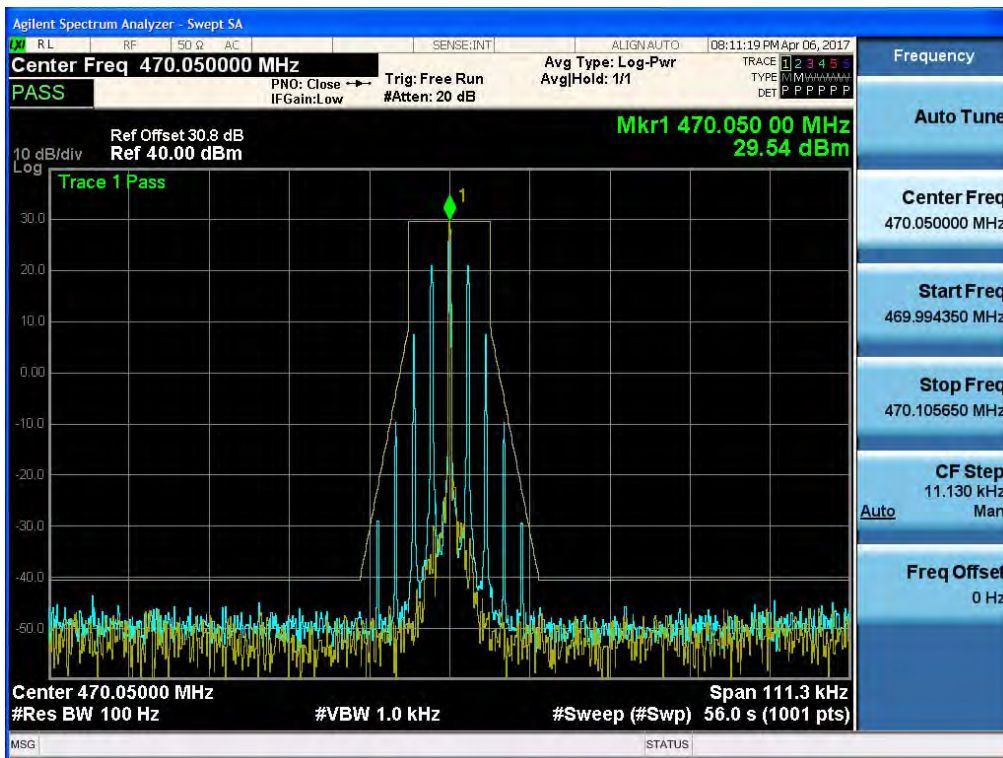
(11K0F3E _ 491.05 MHz)_Low



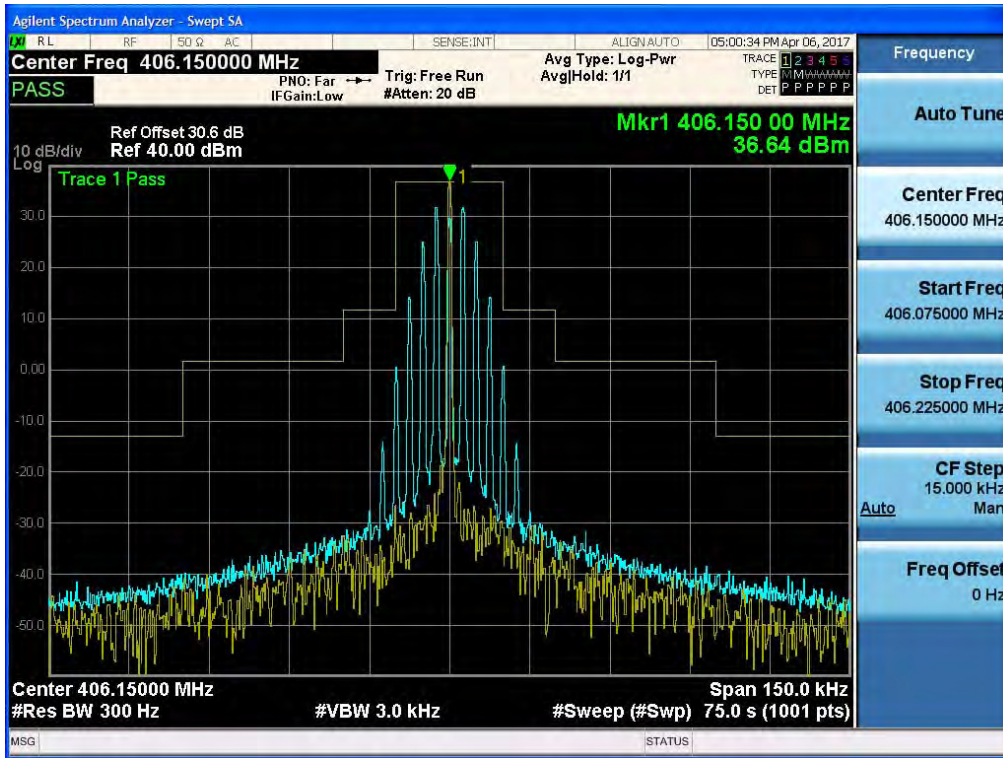
(11K0F3E _ 511.95 MHz)_Low



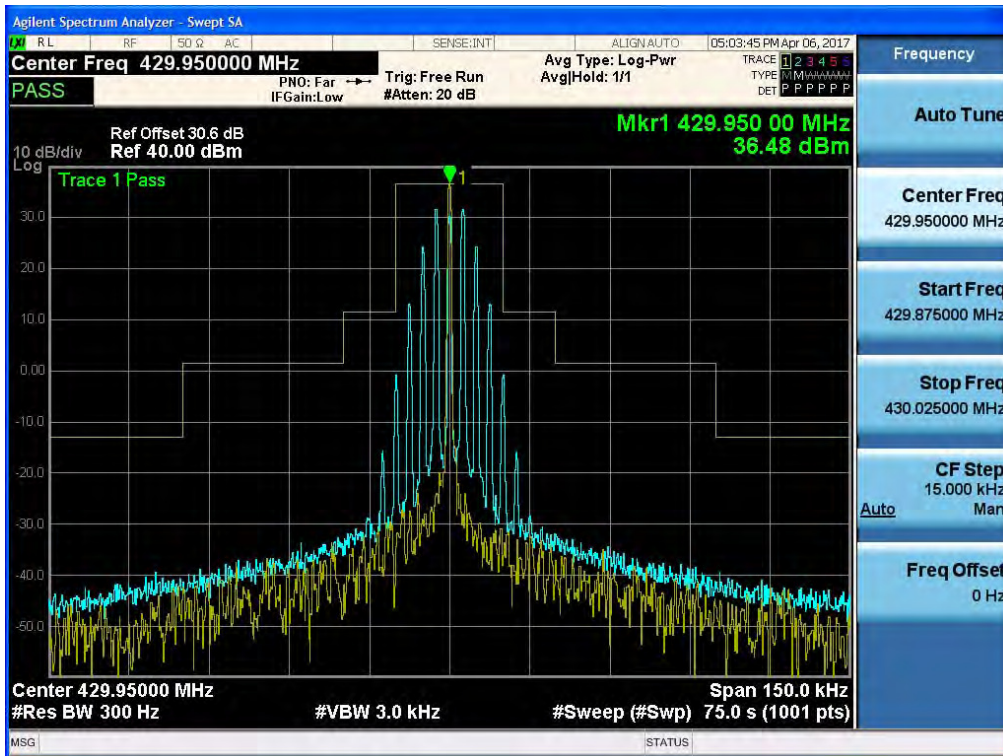
(11K0F3E _ 470.05 MHz)_Low



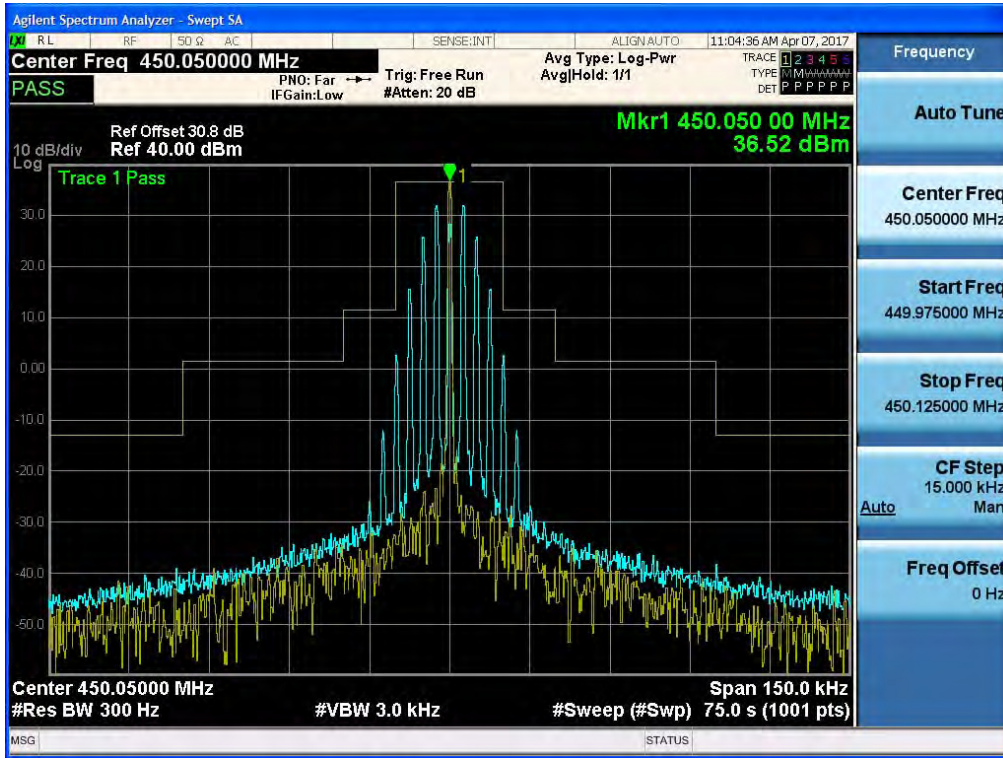
(16K0F3E _ 406.15 MHz)_High



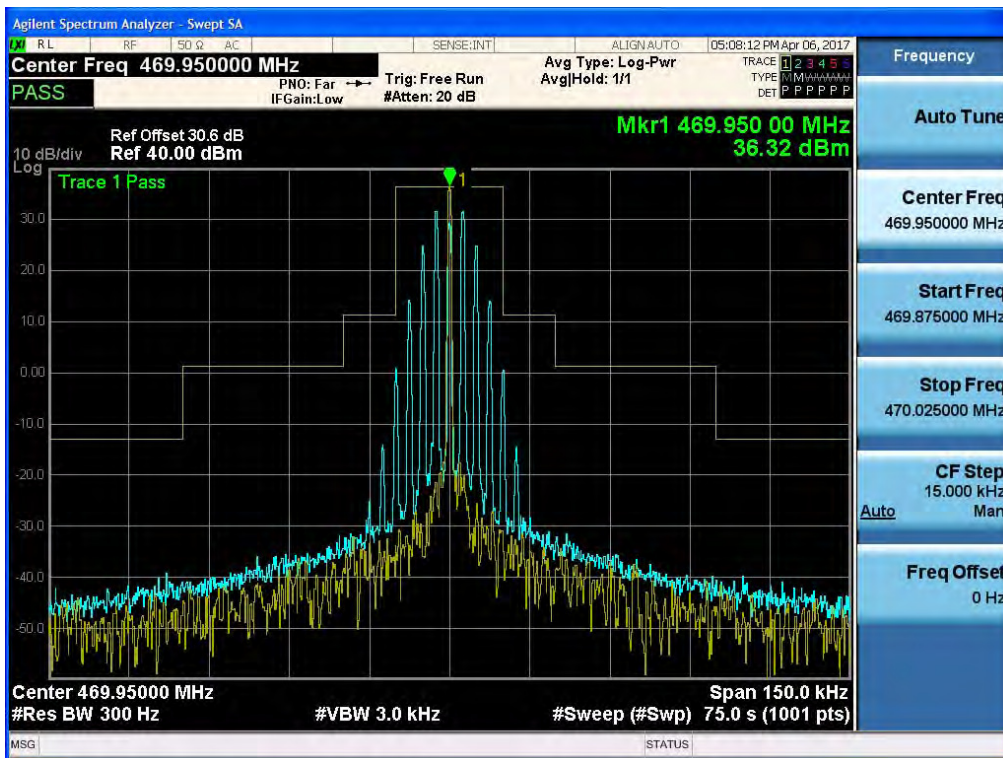
(16K0F3E _ 429.95 MHz)_High



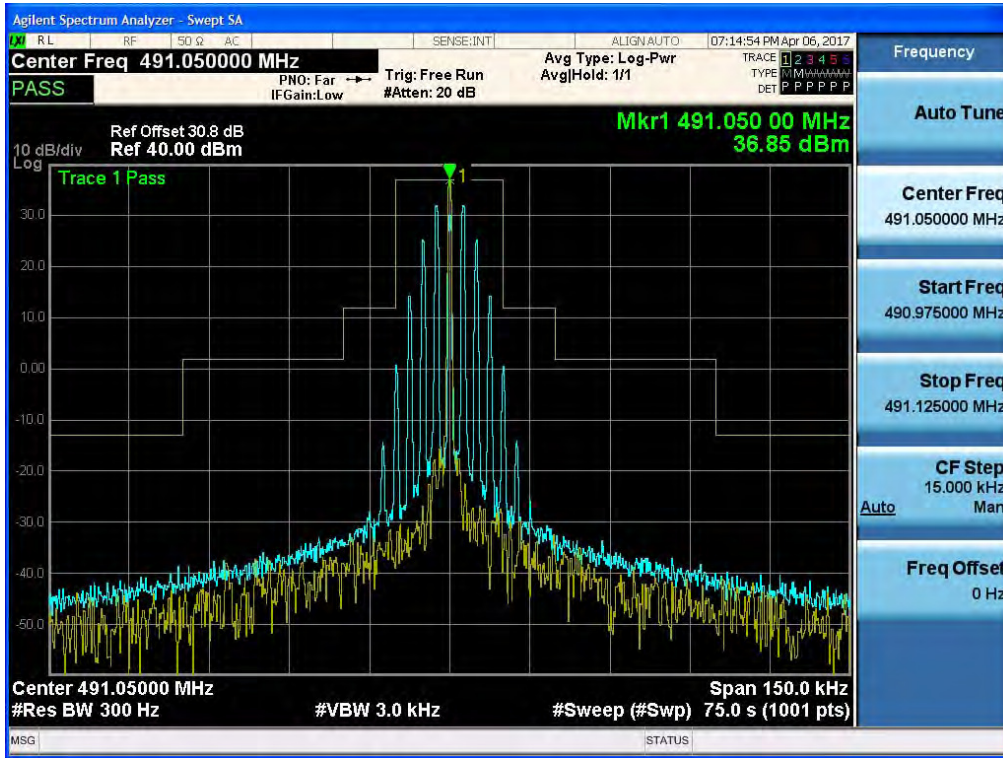
(16K0F3E _ 450.05 MHz)_High



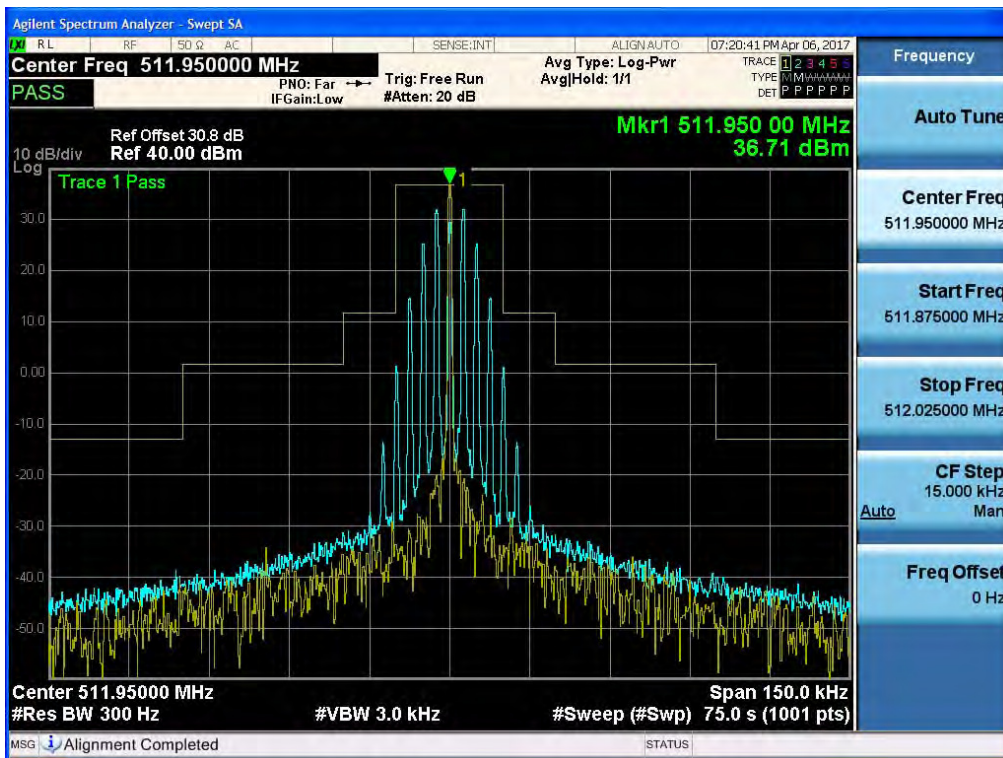
(16K0F3E _ 469.95 MHz)_High



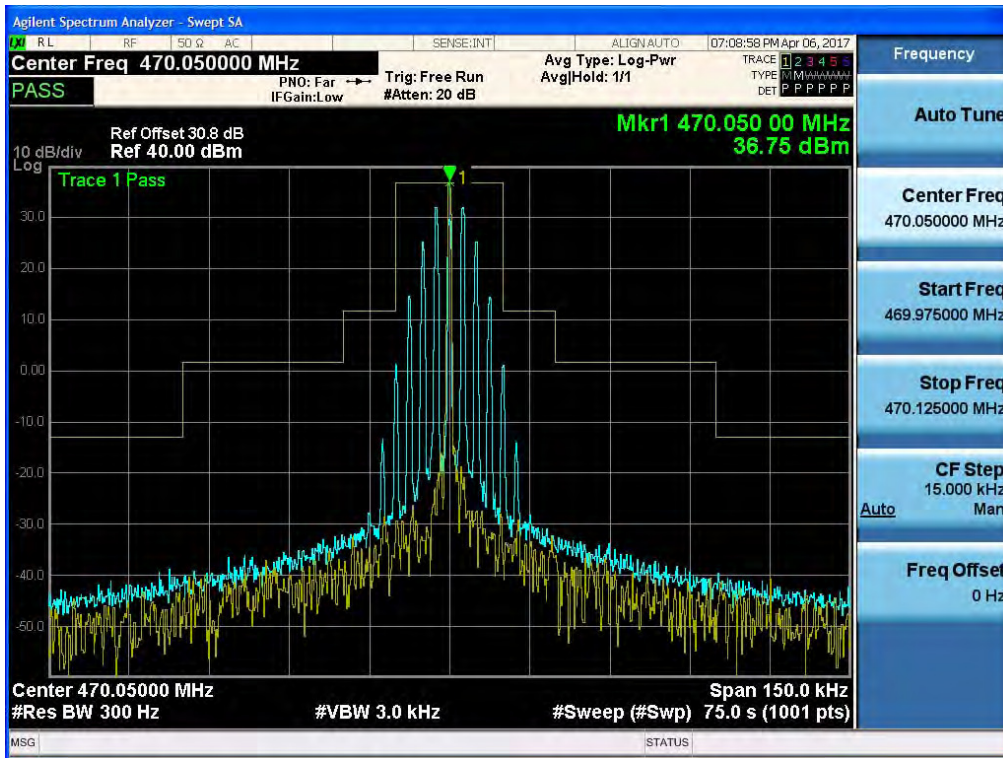
(16K0F3E _ 491.05 MHz)_High



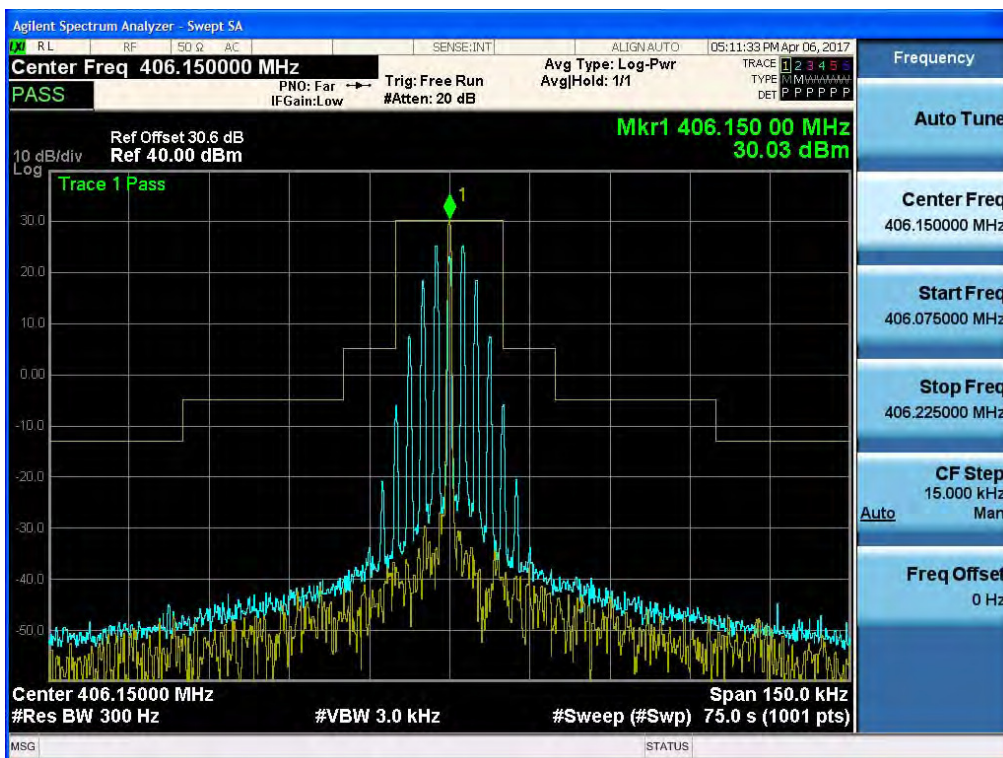
(16K0F3E _ 511.95 MHz)_High



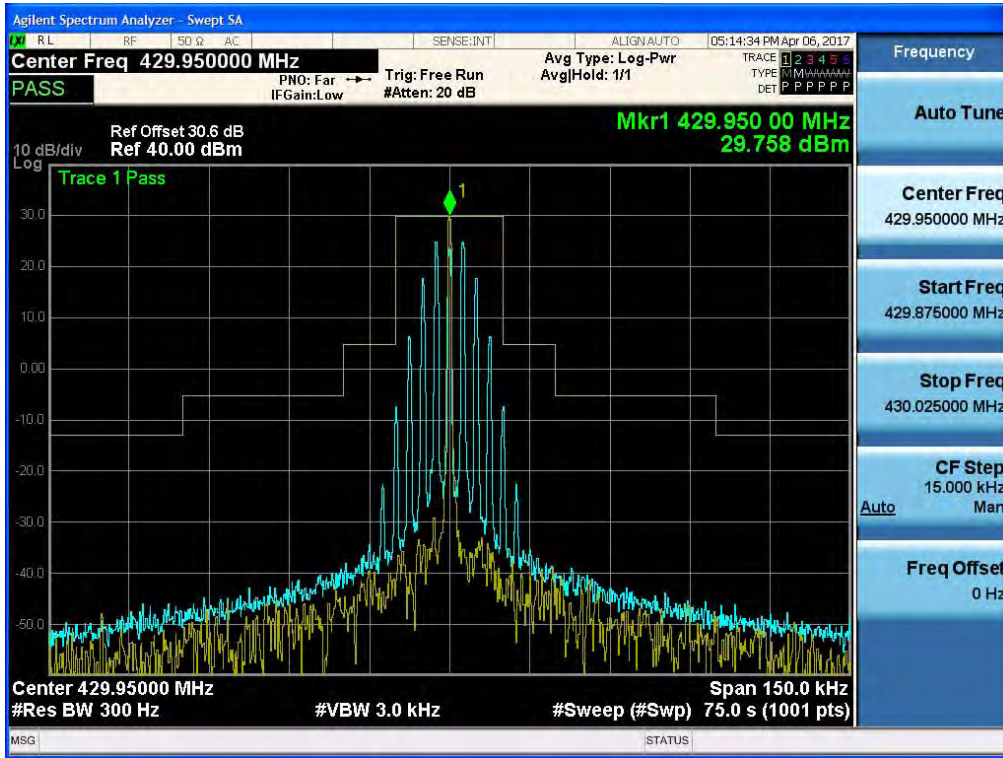
(16K0F3E _ 470.05 MHz)_High



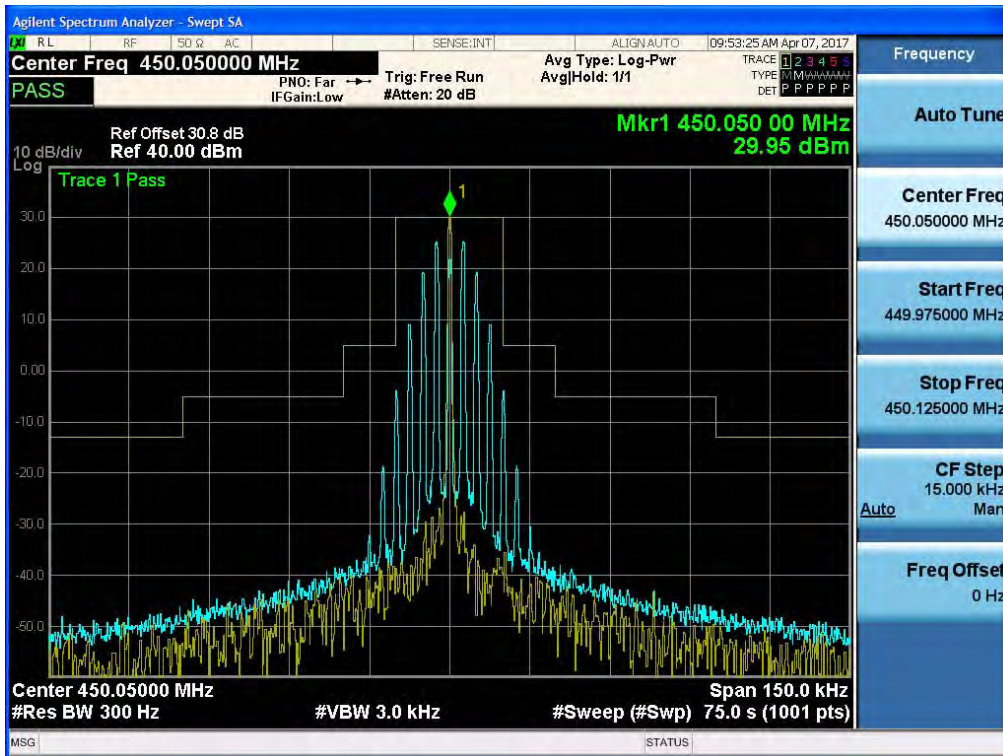
(16K0F3E _ 406.15 MHz)_Low



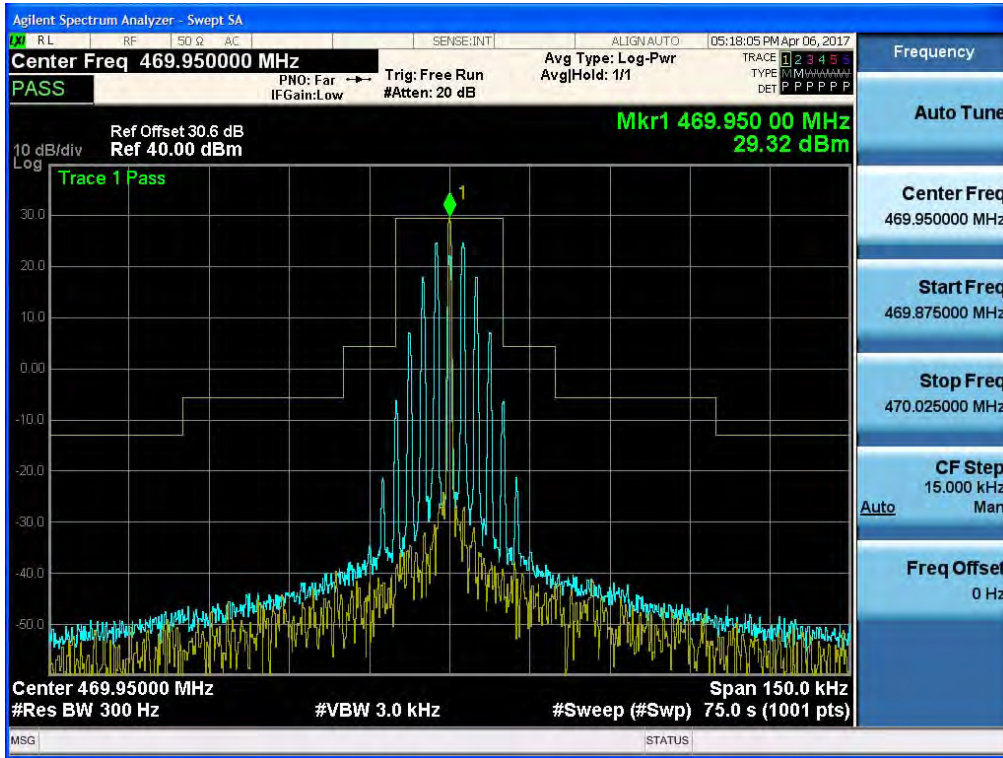
(16K0F3E _ 429.95 MHz)_Low



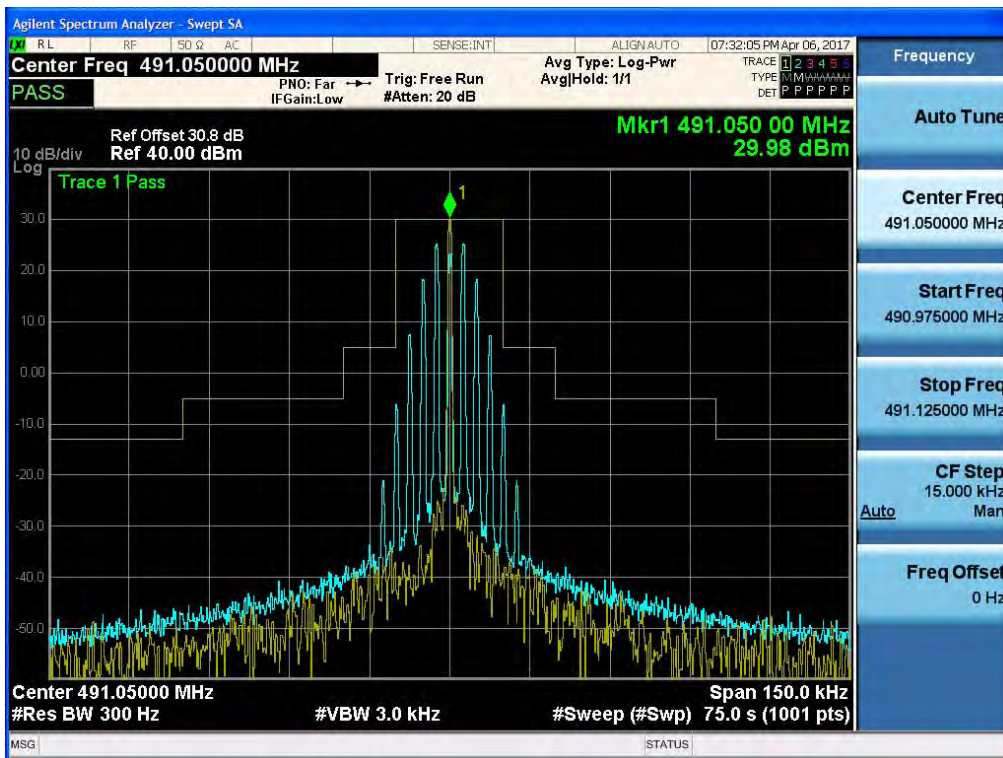
(16K0F3E _ 450.05 MHz)_Low



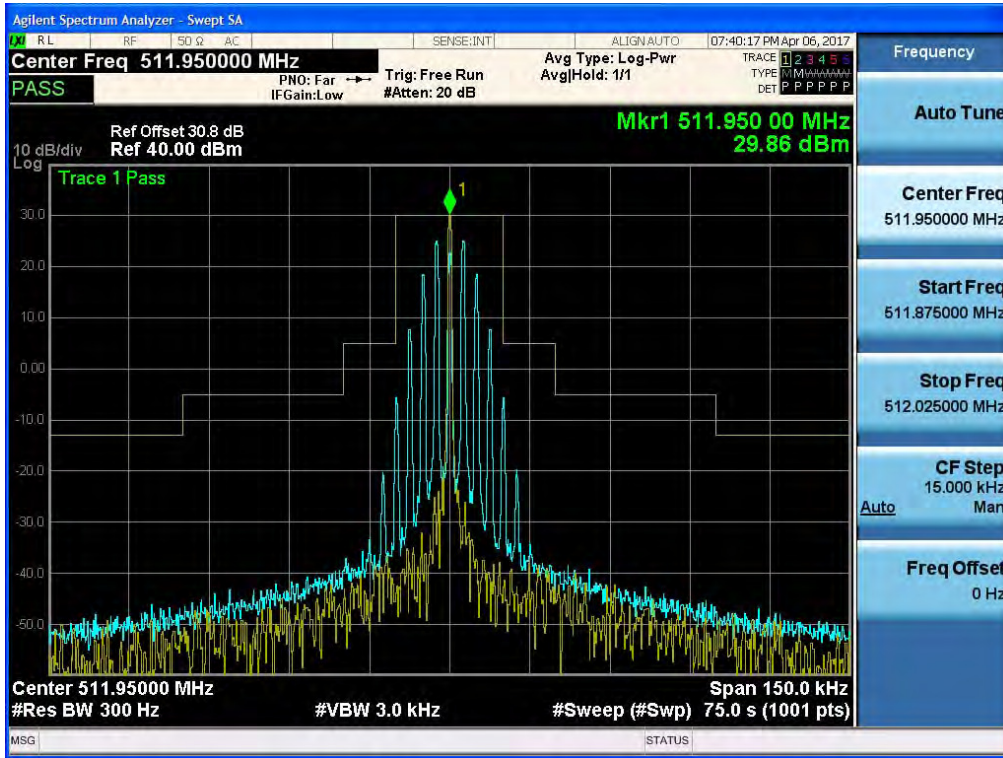
(16K0F3E _ 469.95 MHz)_Low



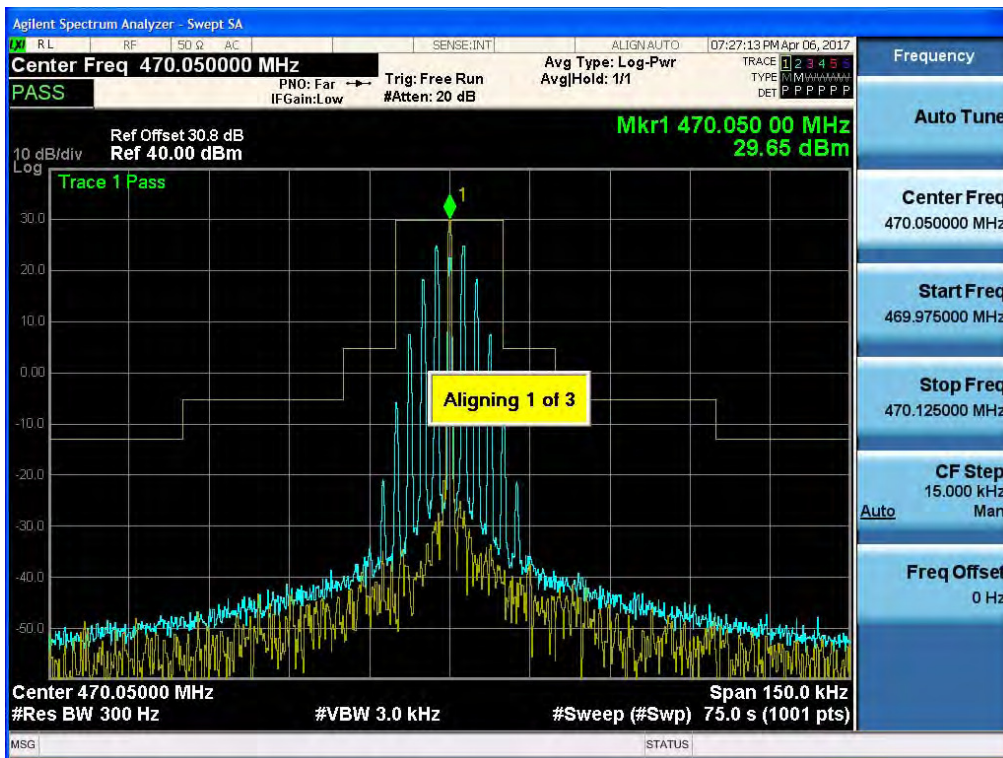
(16K0F3E _ 491.05 MHz)_Low



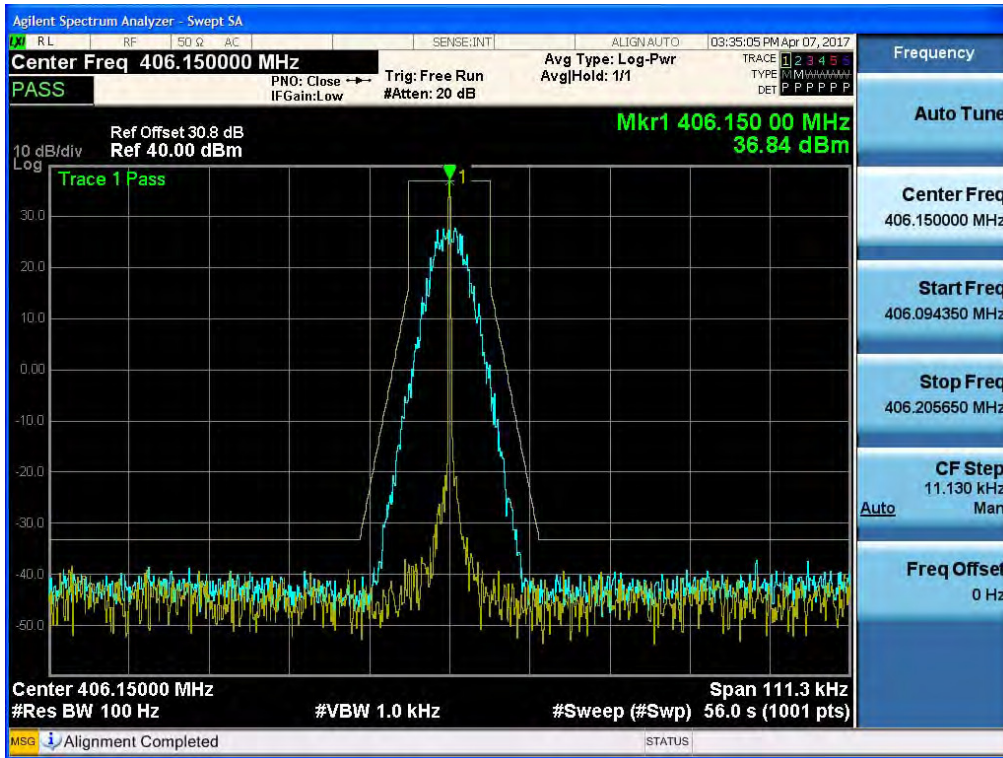
(16K0F3E _ 511.95 MHz)_Low



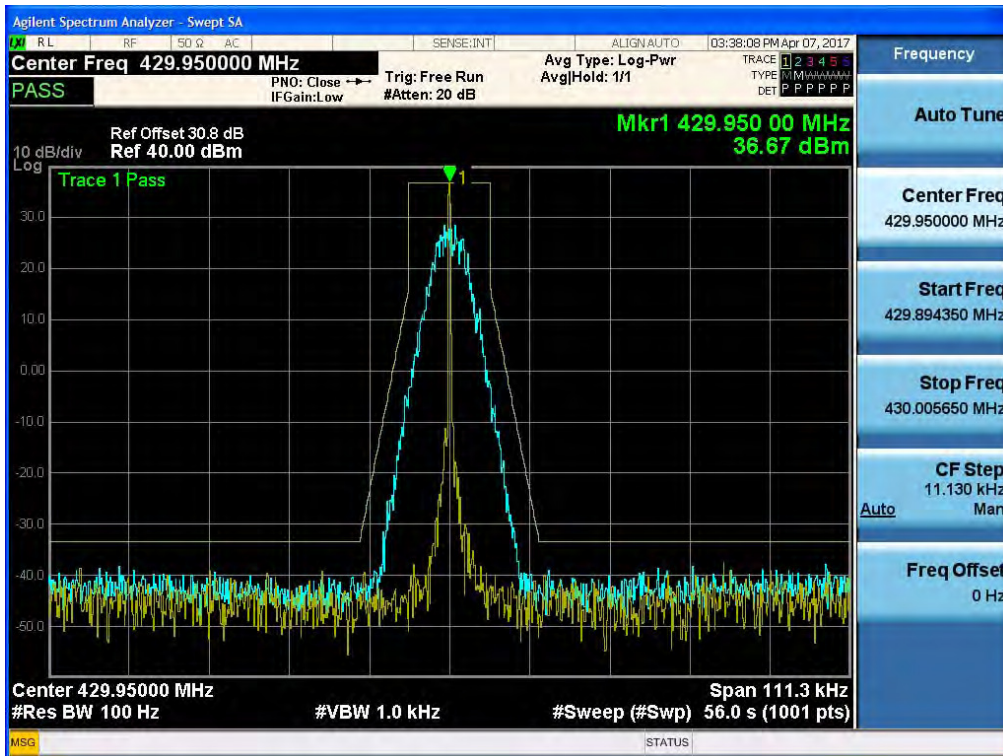
(16K0F3E _ 470.05 MHz)_Low



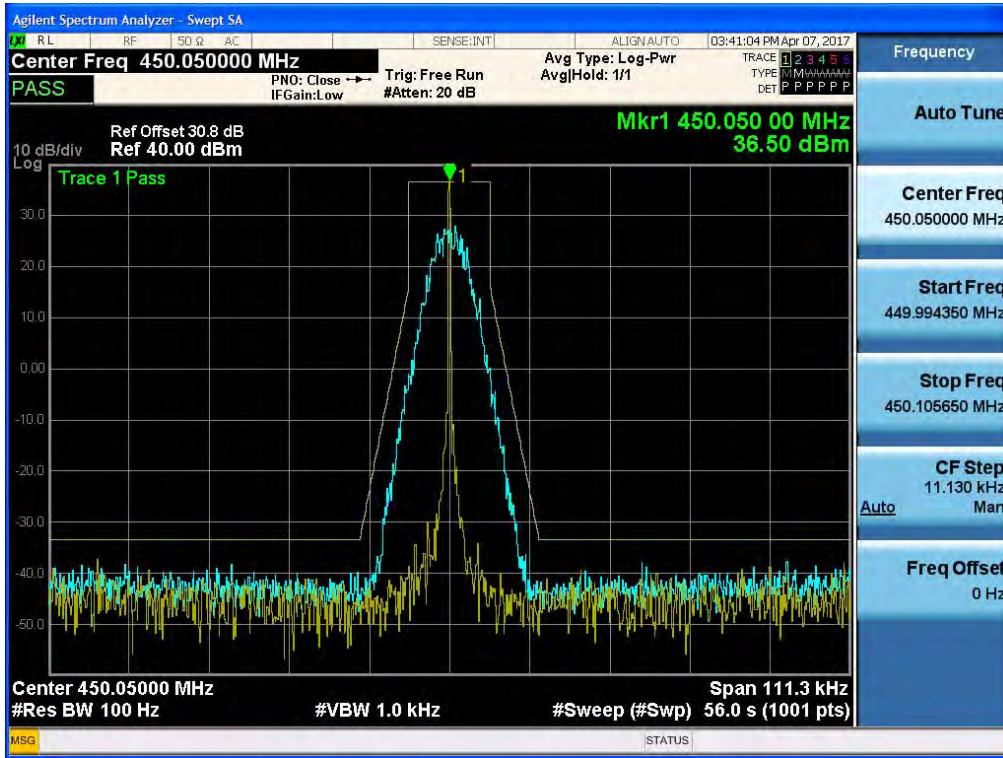
(7K60FXD, 7K60FXE _ 406.15 MHz)_High



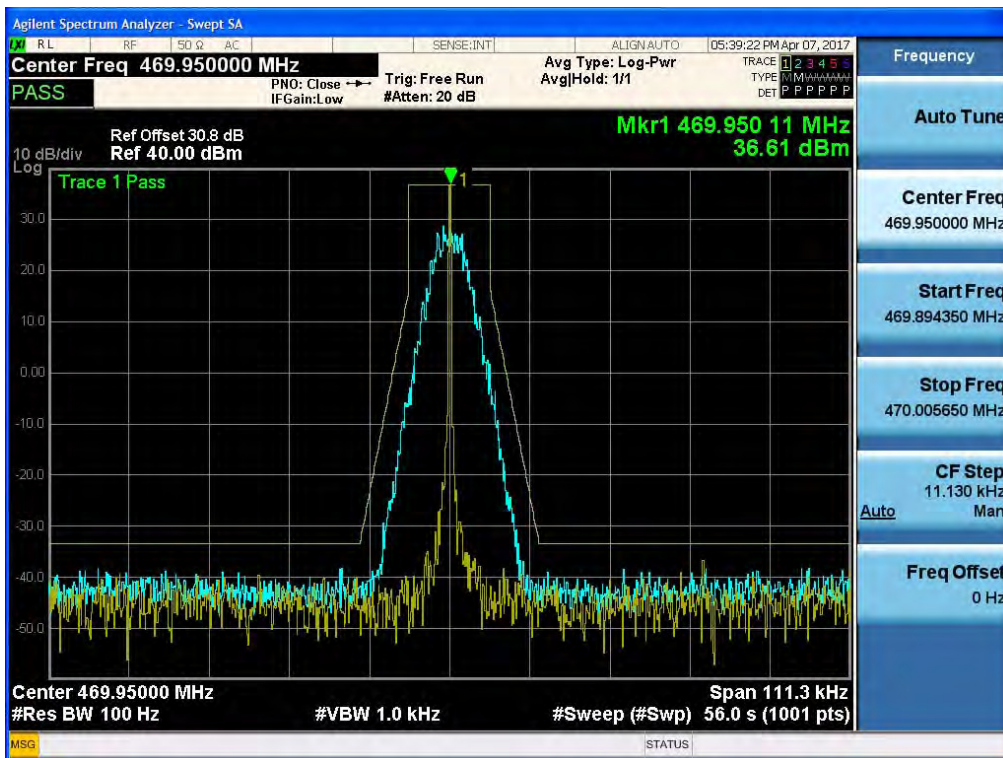
(7K60FXD, 7K60FXE _ 429.95 MHz)_High



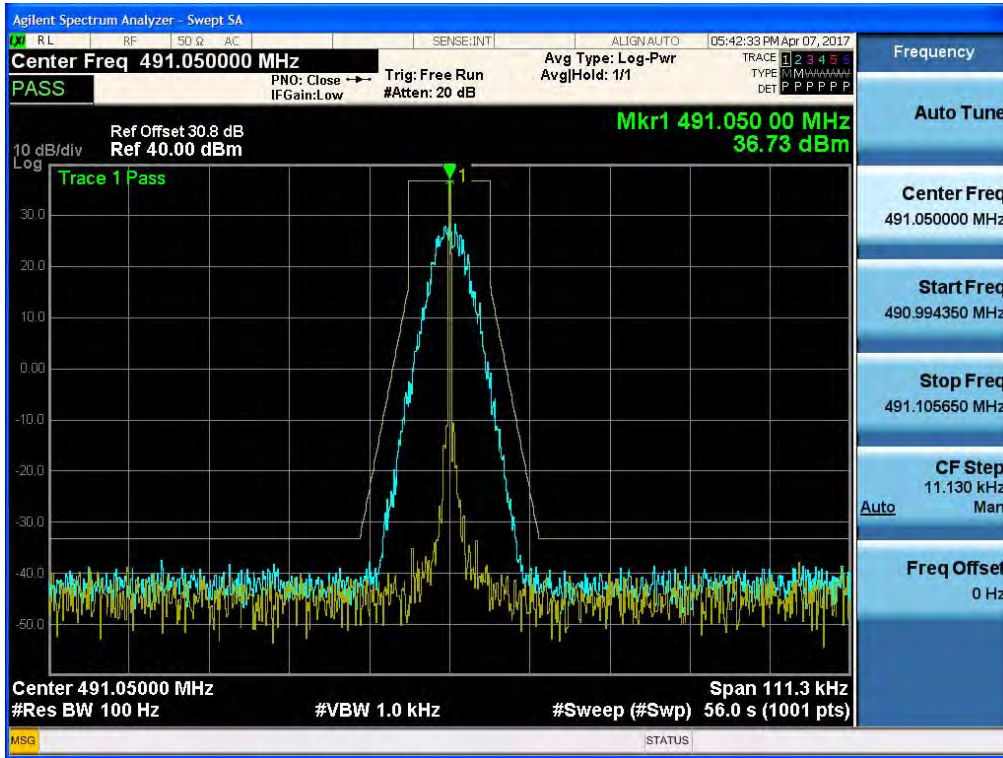
(7K60FXD, 7K60FXE _ 450.05 MHz)_High



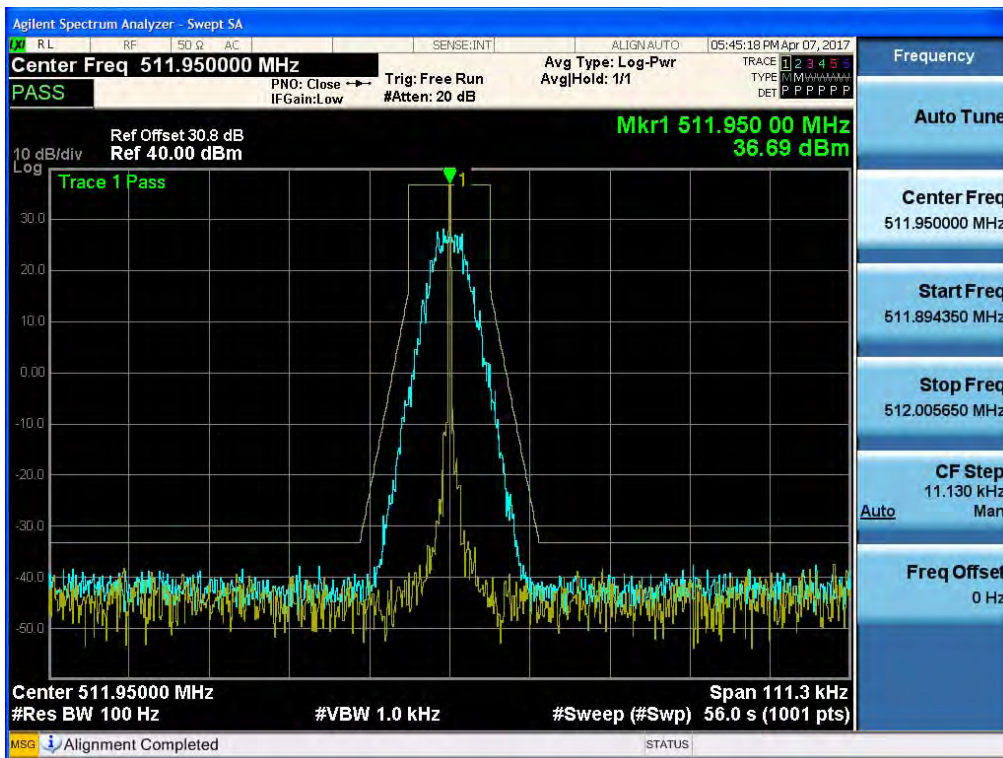
(7K60FXD, 7K60FXE _ 469.95 MHz)_High



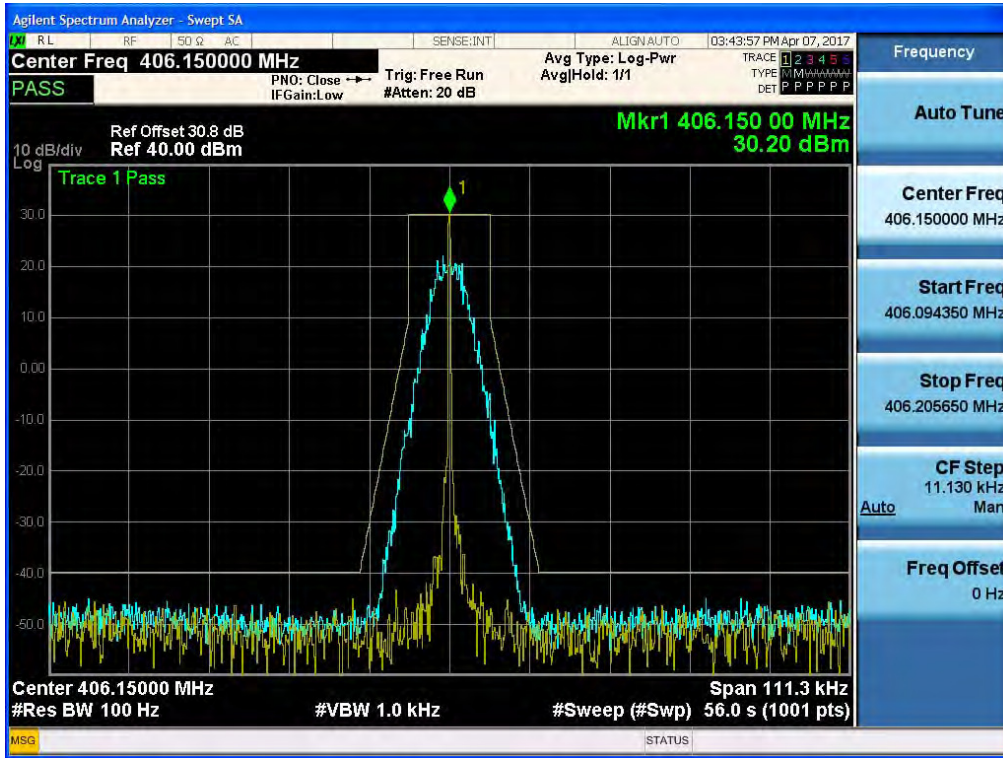
(7K60FXD, 7K60FXE _ 491.05 MHz)_High



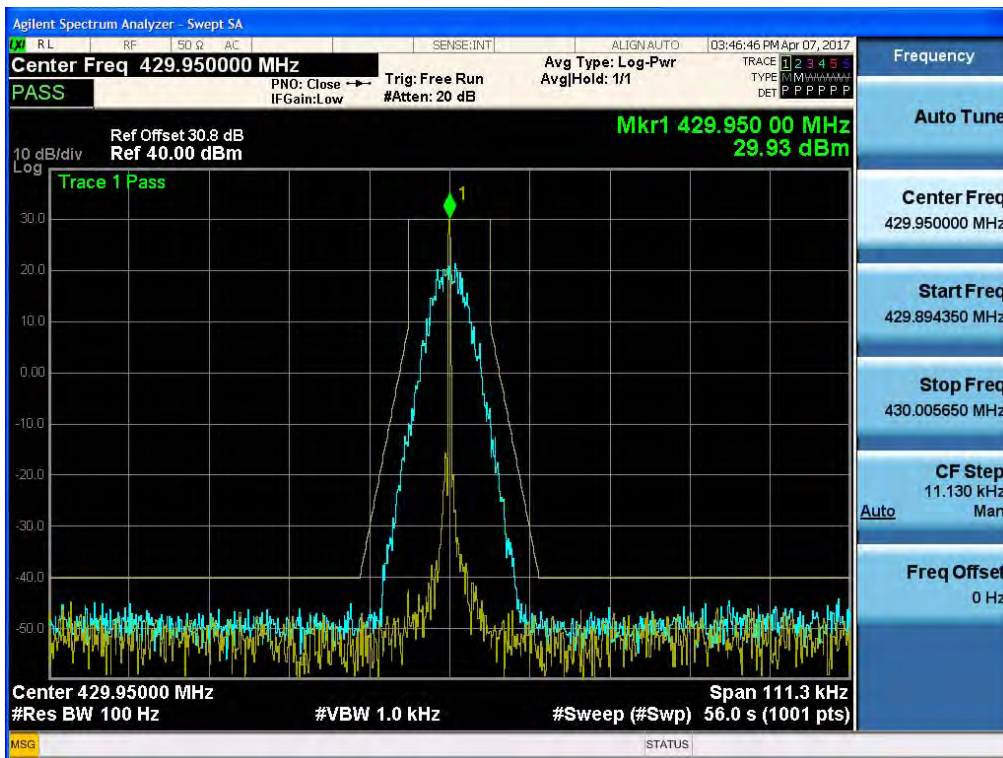
(7K60FXD, 7K60FXE _ 511.95 MHz)_High



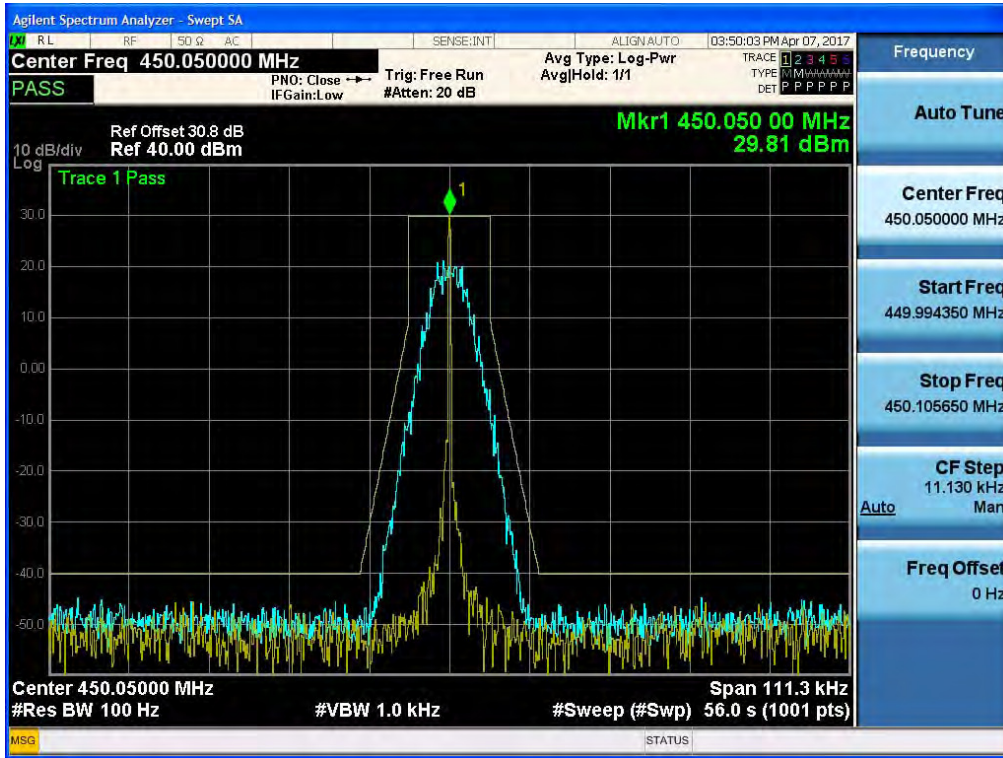
(7K60FXD, 7K60FXE _ 406.15 MHz)_Low



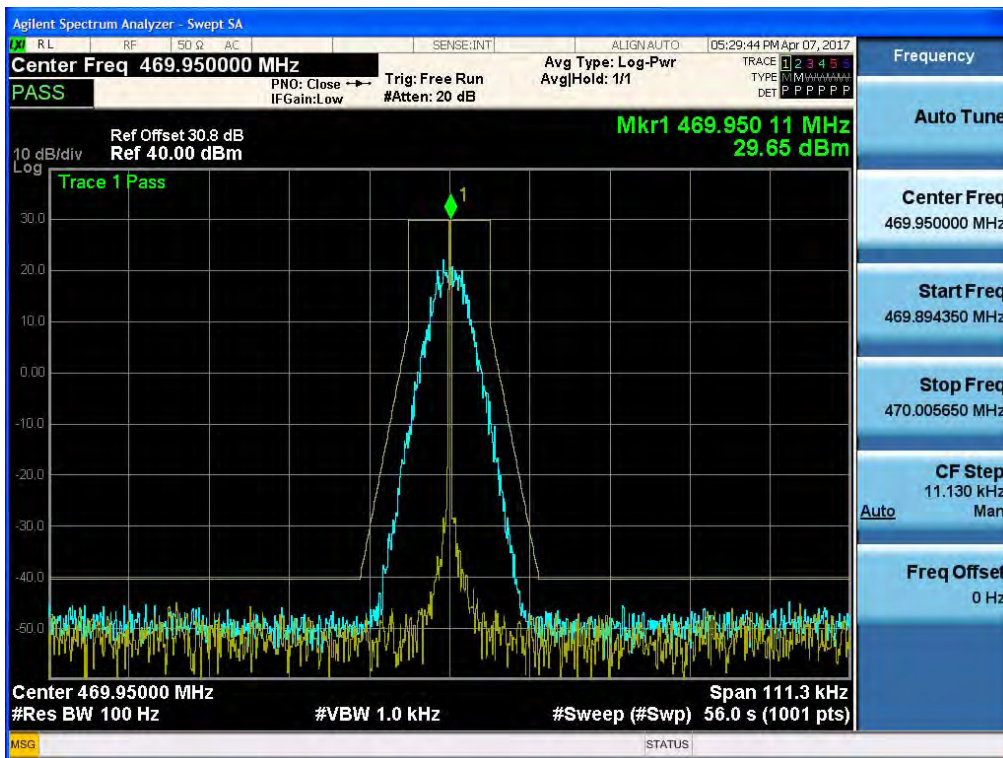
(7K60FXD, 7K60FXE _ 429.95 MHz)_Low



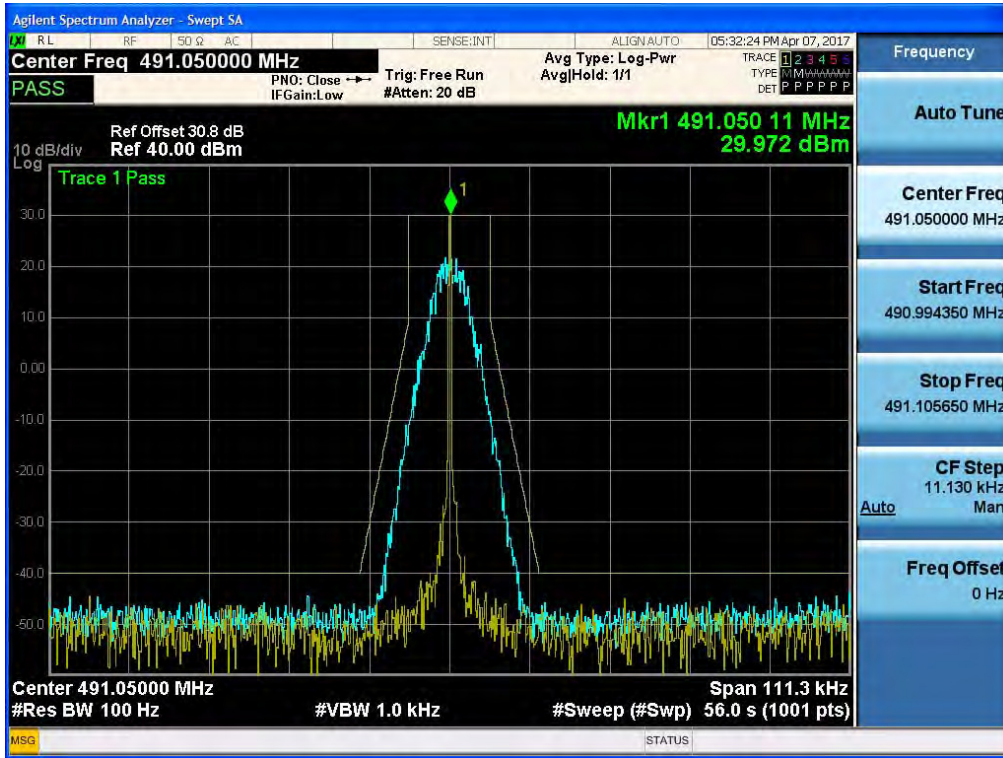
(7K60FXD, 7K60FXE _ 450.05 MHz)_Low



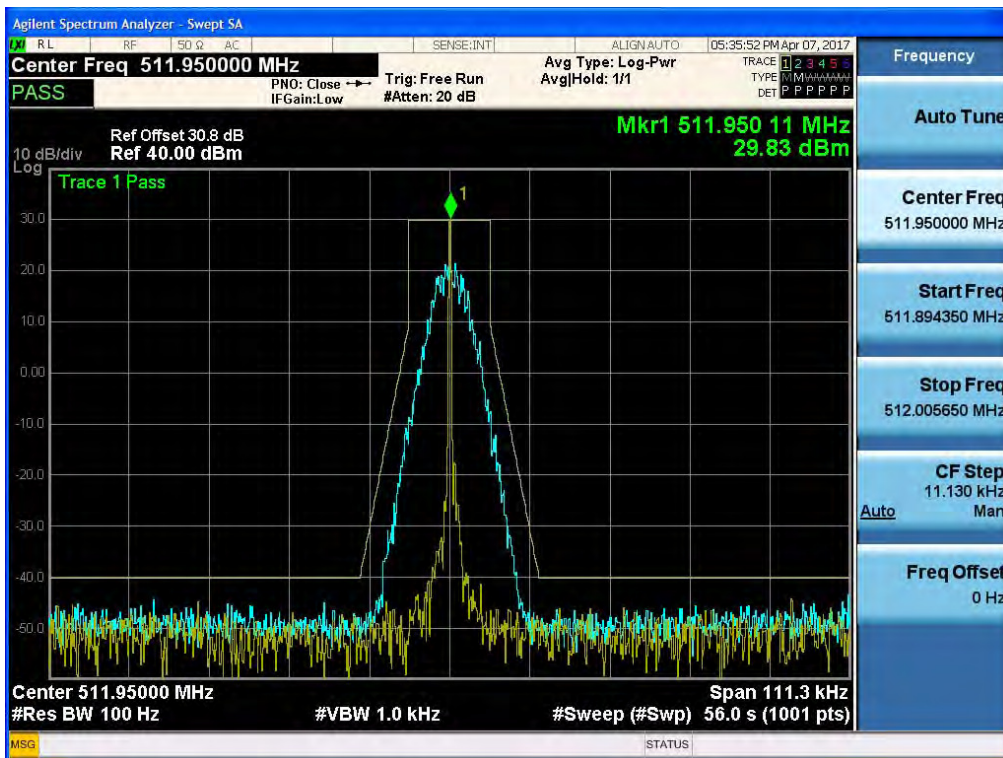
(7K60FXD, 7K60FXE _ 469.95 MHz)_Low



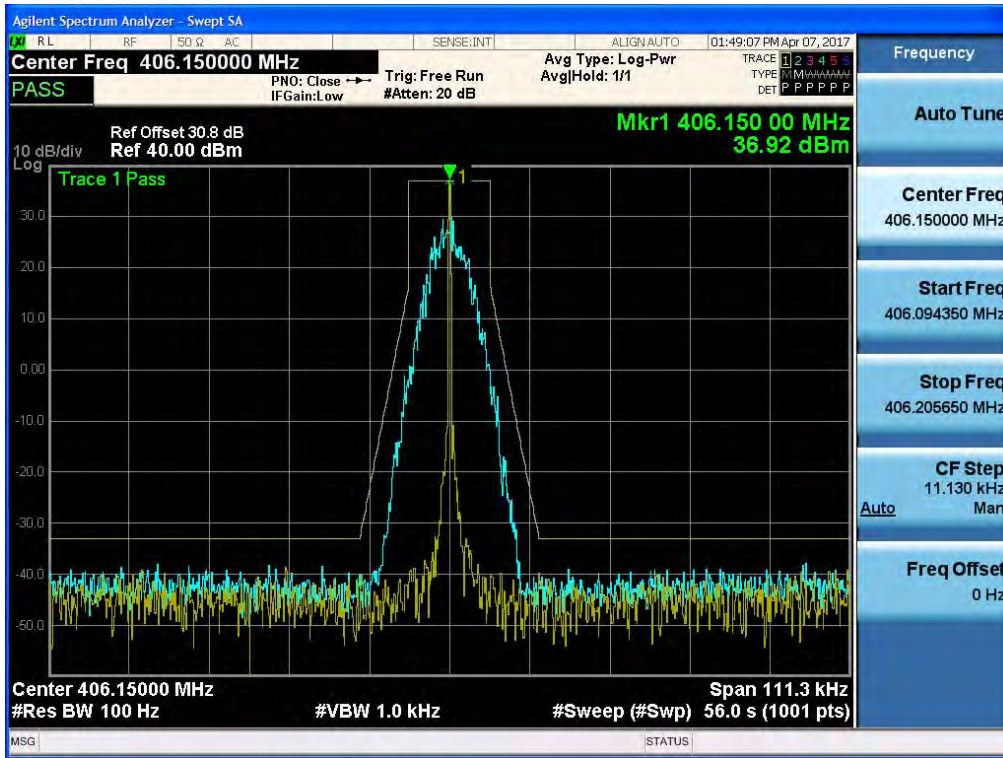
(7K60FXD, 7K60FXE _ 491.05 MHz)_Low



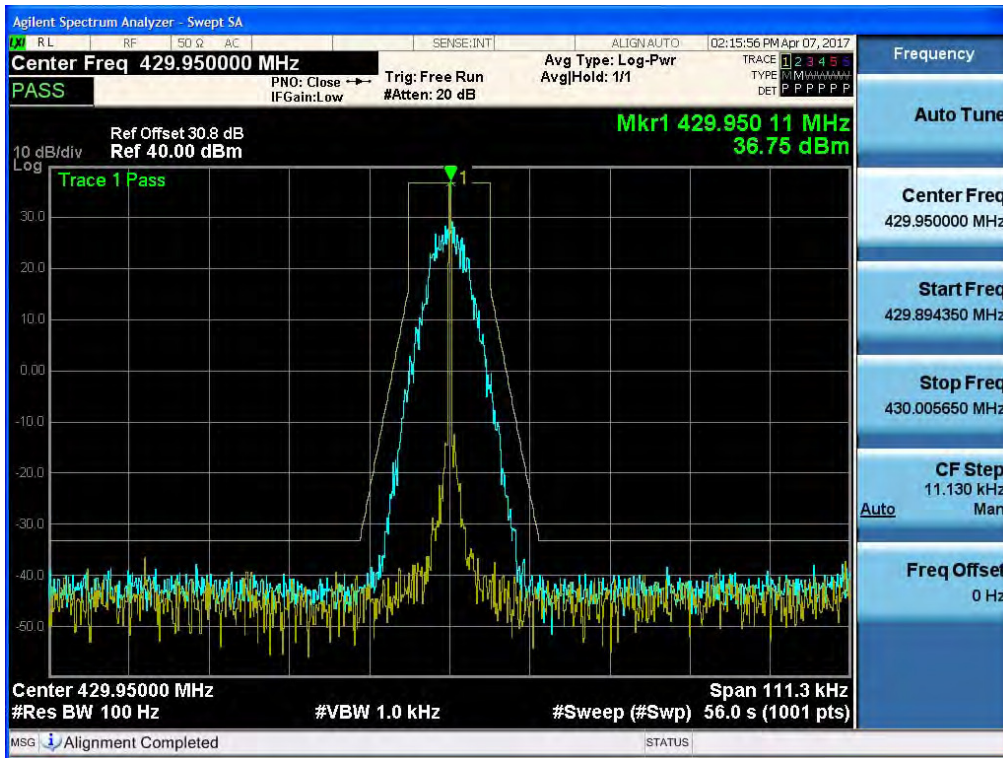
(7K60FXD, 7K60FXE _ 511.95 MHz)_Low



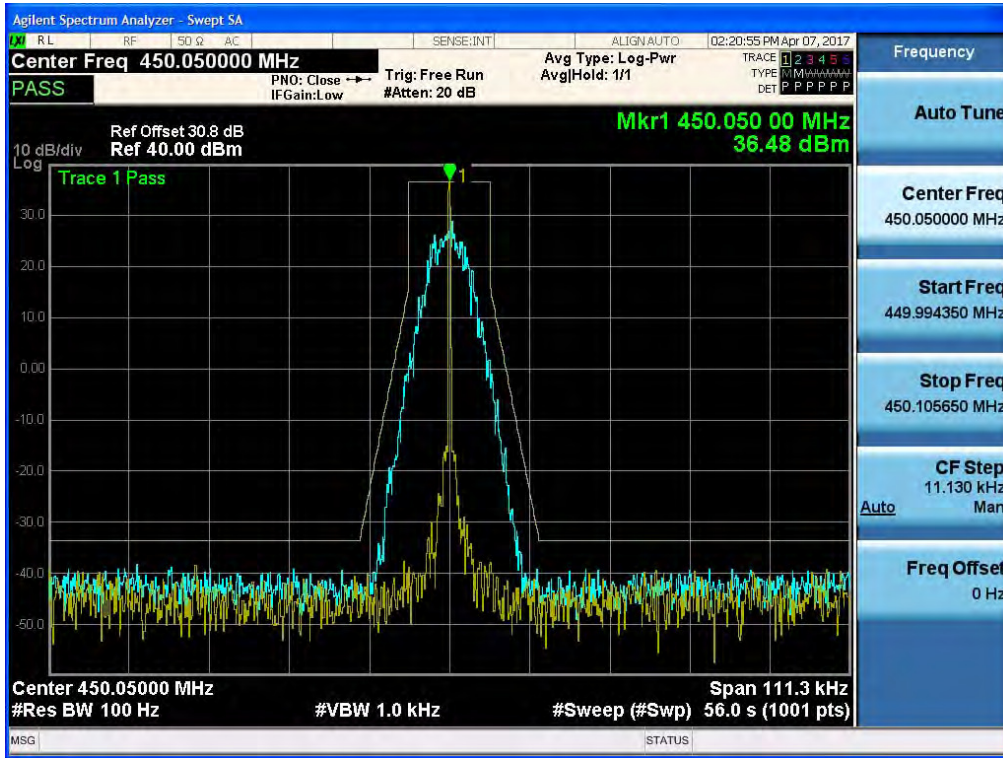
(8K30F1E, 8K30F1D, 8K30F7W _ 406.15 MHz)_High



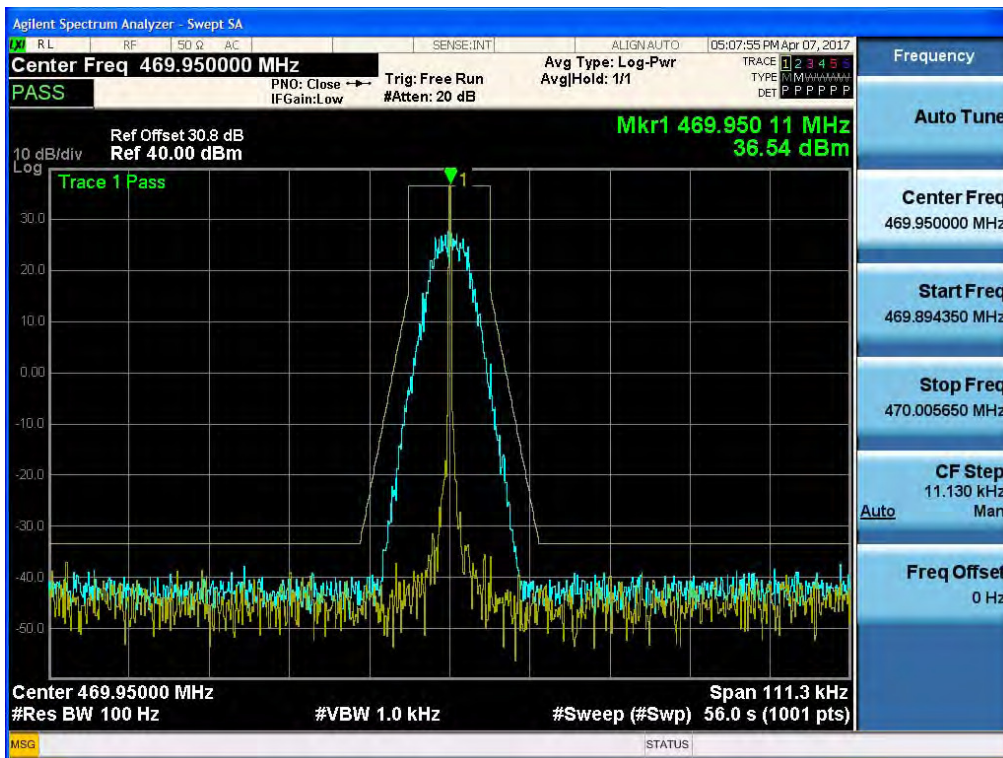
(8K30F1E, 8K30F1D, 8K30F7W _ 429.95 MHz)_High



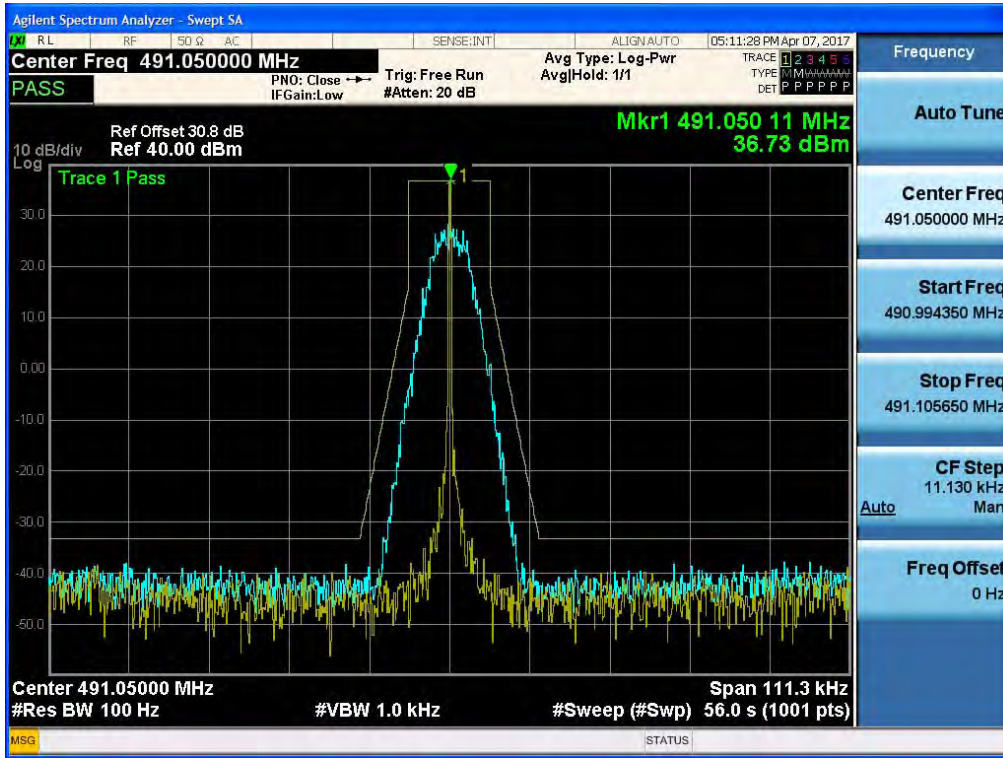
(8K30F1E, 8K30F1D, 8K30F7W _ 450.05 MHz)_High



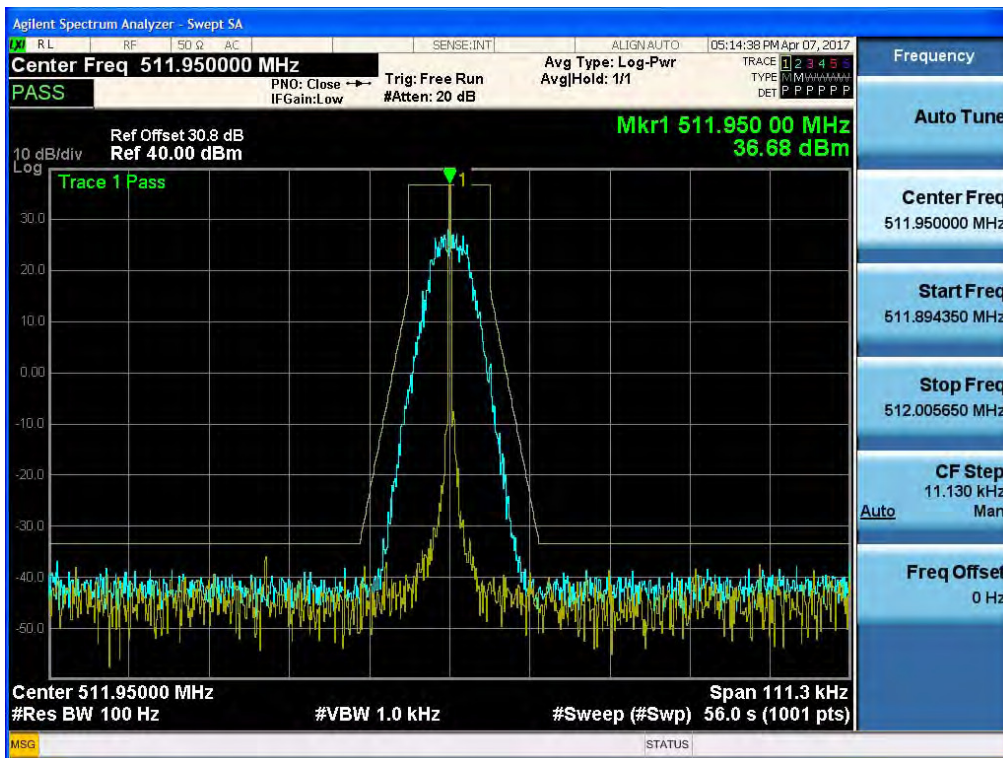
(8K30F1E, 8K30F1D, 8K30F7W _ 469.95 MHz)_High



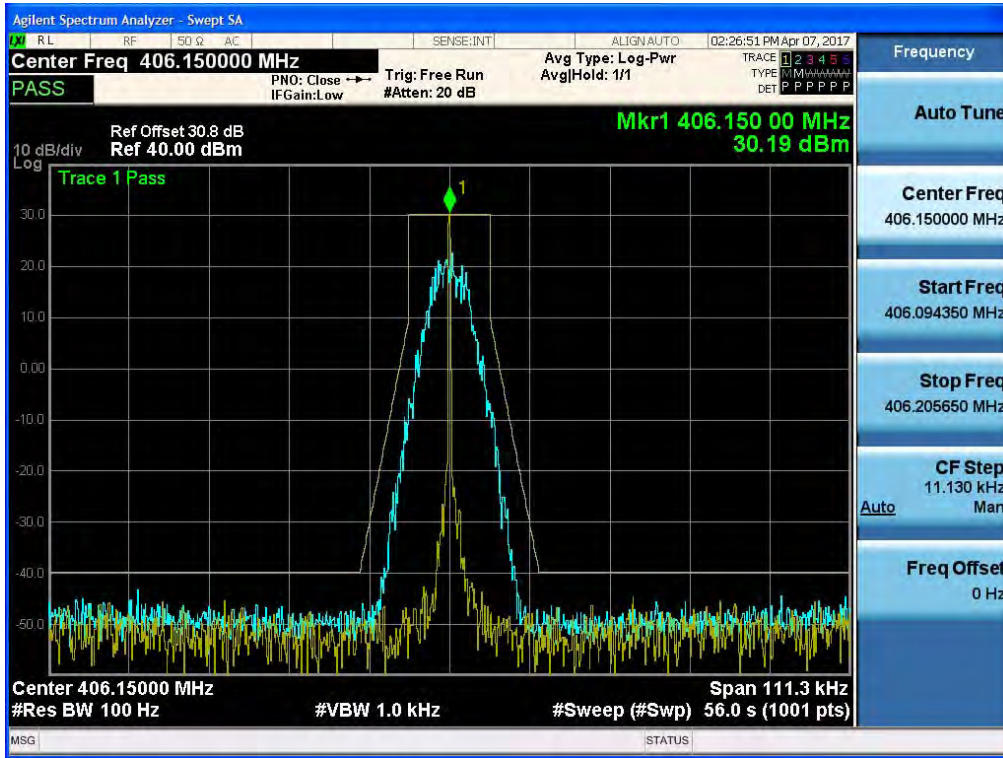
(8K30F1E, 8K30F1D, 8K30F7W _ 491.05 MHz)_High



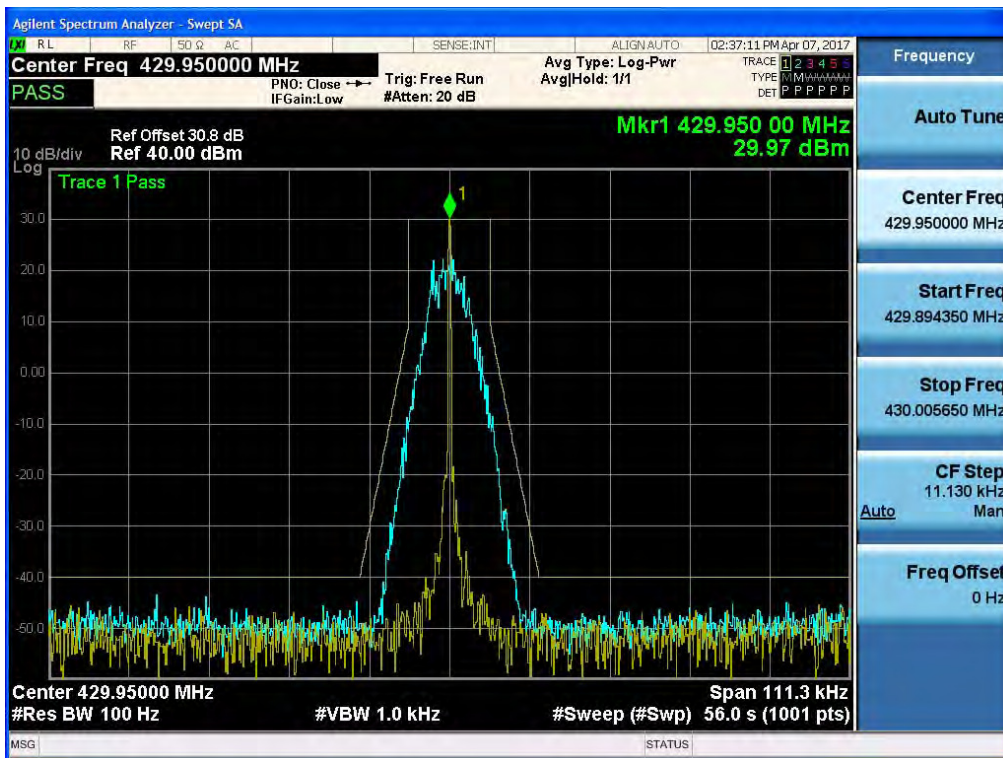
(8K30F1E, 8K30F1D, 8K30F7W _ 511.95 MHz)_High



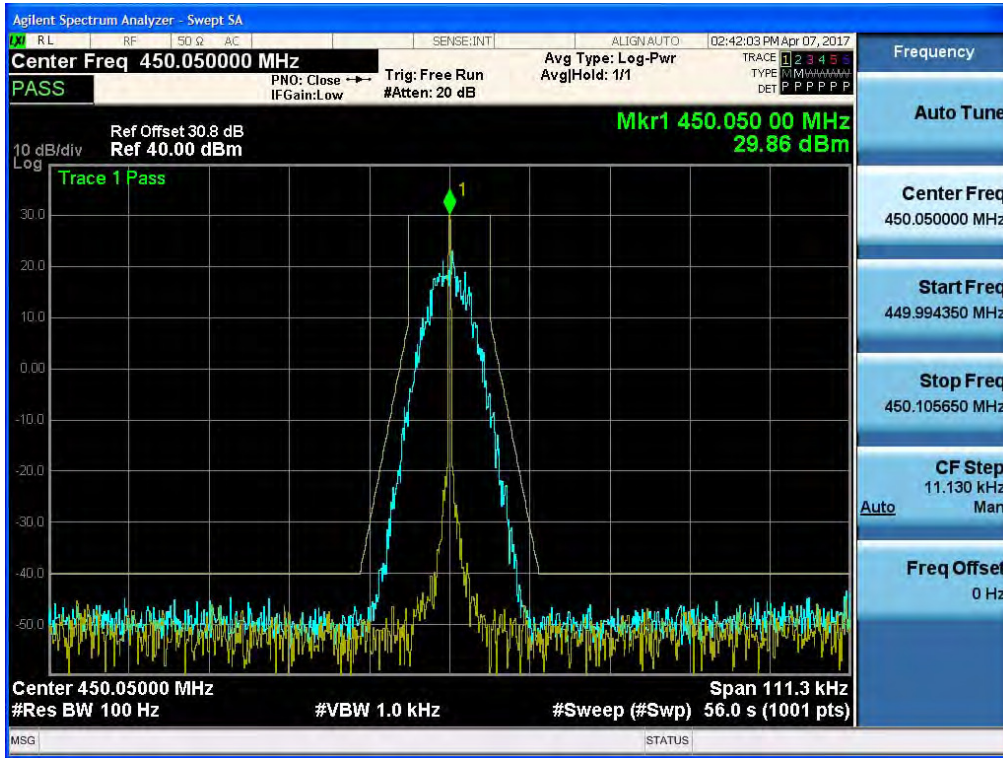
(8K30F1E, 8K30F1D, 8K30F7W _ 406.15 MHz)_Low



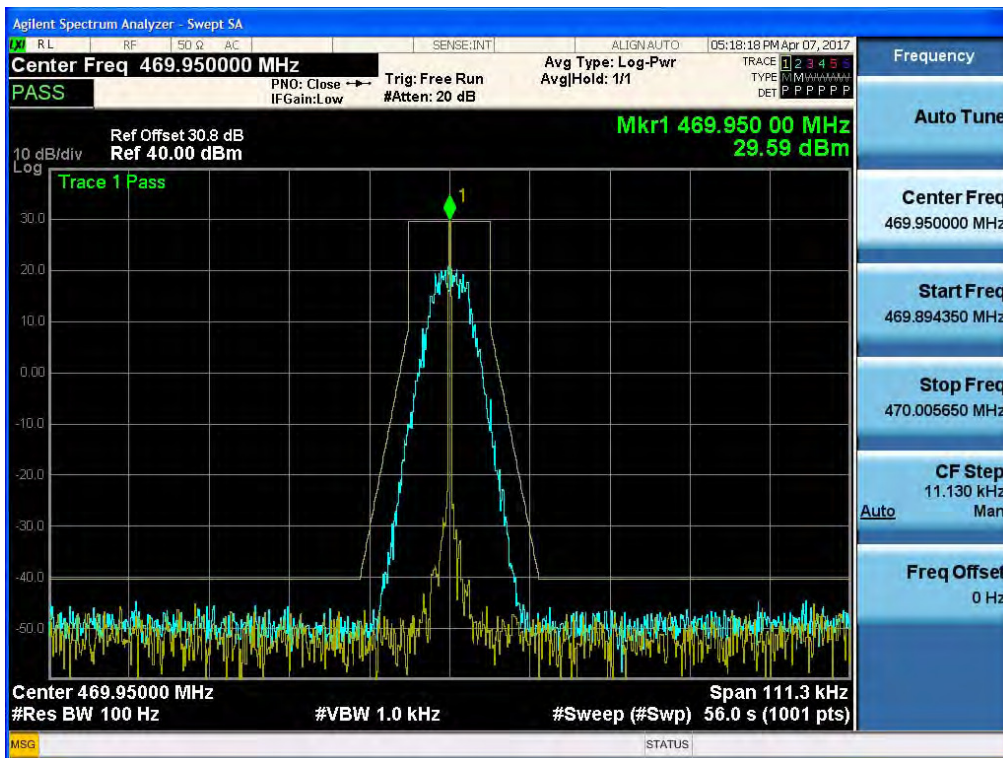
(8K30F1E, 8K30F1D, 8K30F7W _ 429.95 MHz)_Low



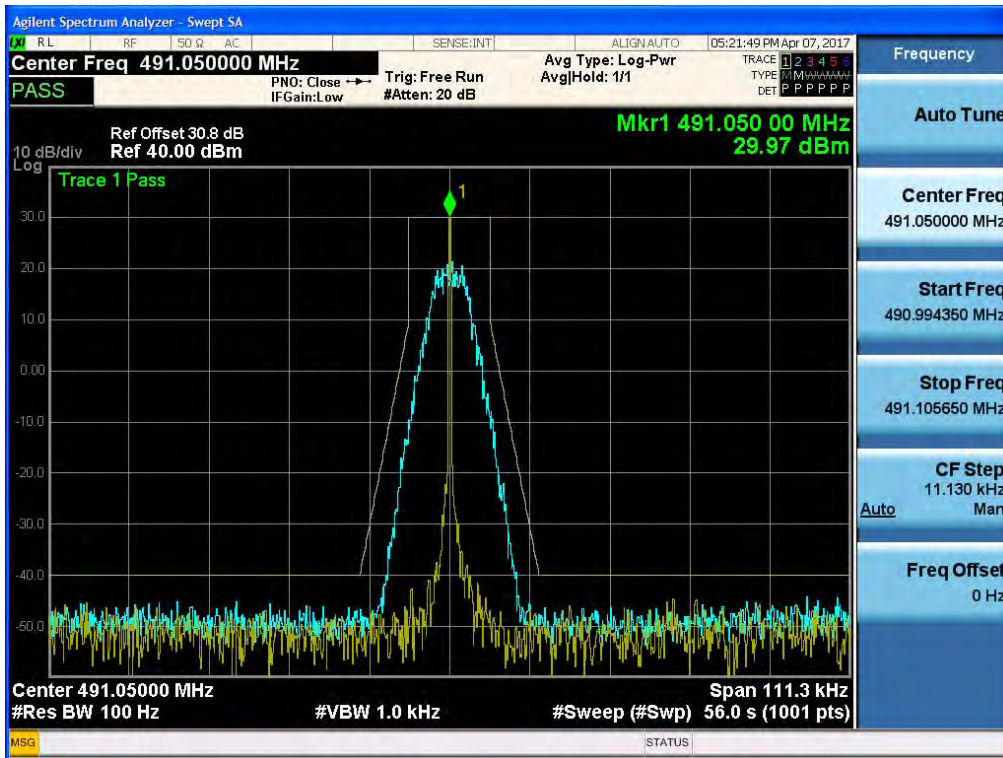
(8K30F1E, 8K30F1D, 8K30F7W _ 450.05 MHz)_Low



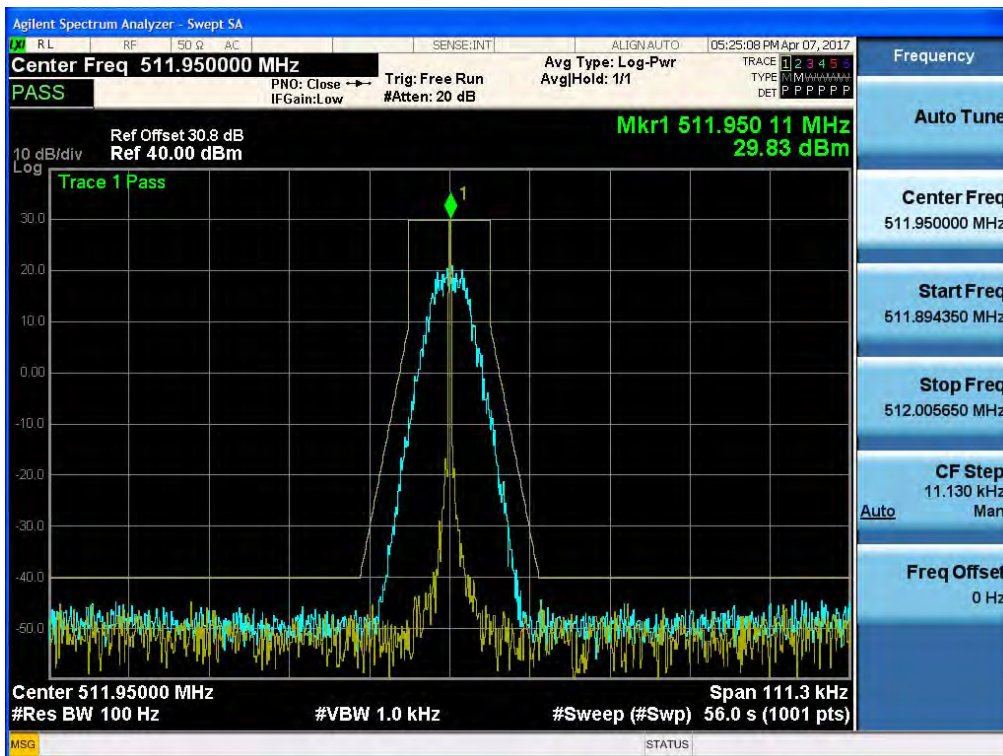
(8K30F1E, 8K30F1D, 8K30F7W _ 469.95 MHz)_Low



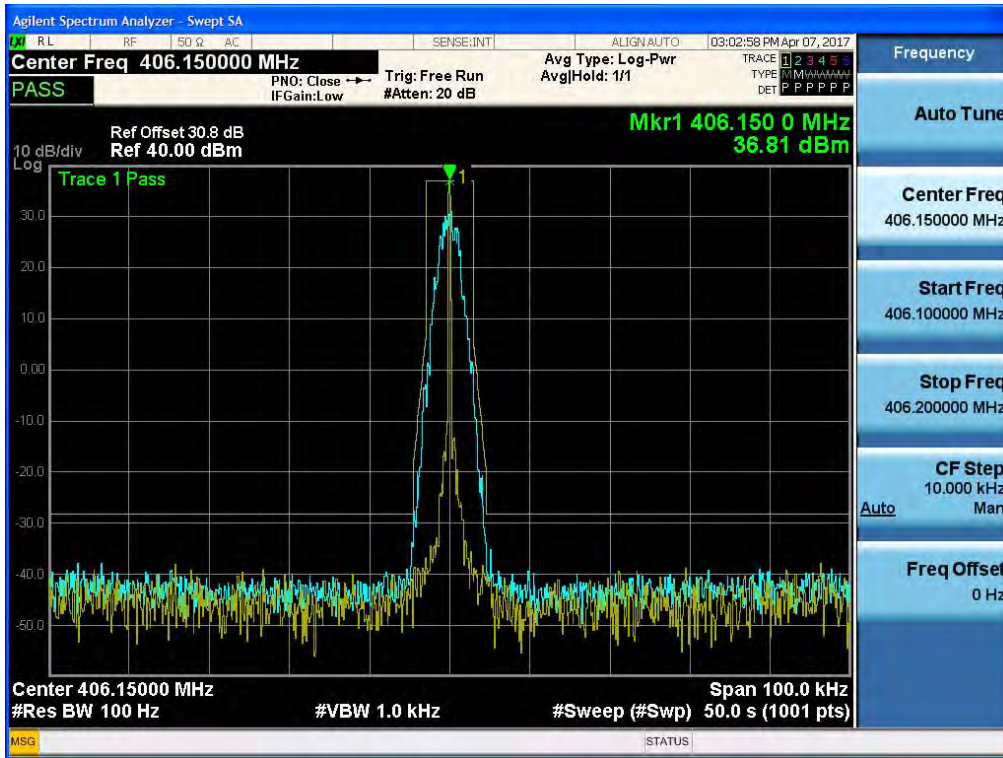
(8K30F1E, 8K30F1D, 8K30F7W _ 491.05 MHz)_Low



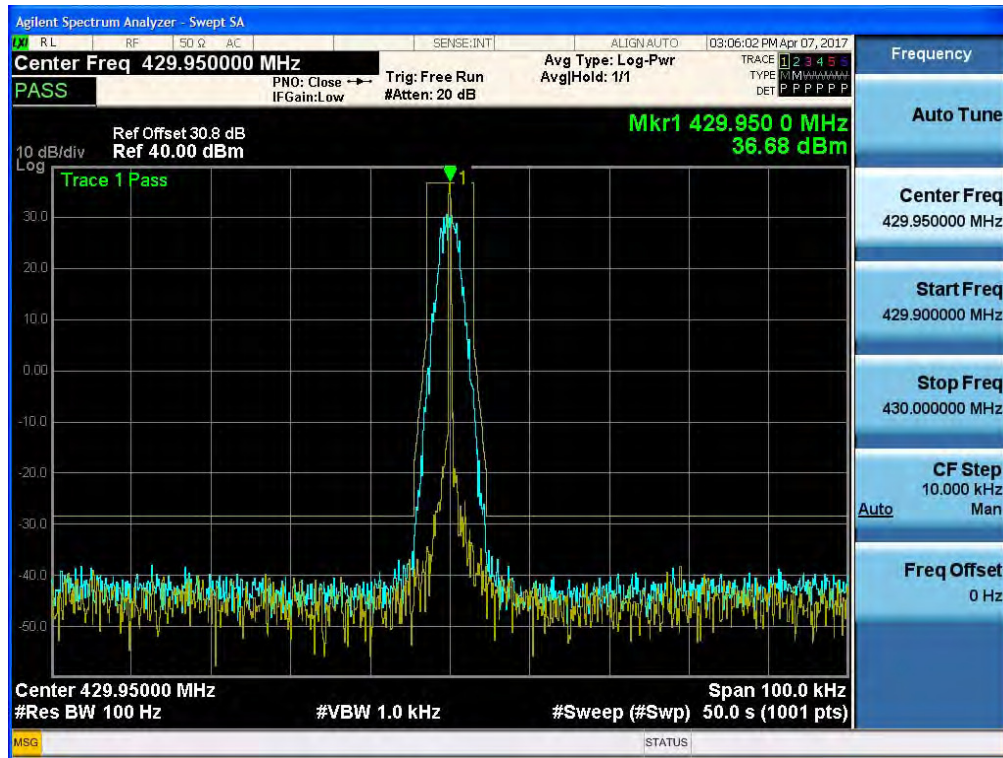
(8K30F1E, 8K30F1D, 8K30F7W _ 511.95 MHz)_Low



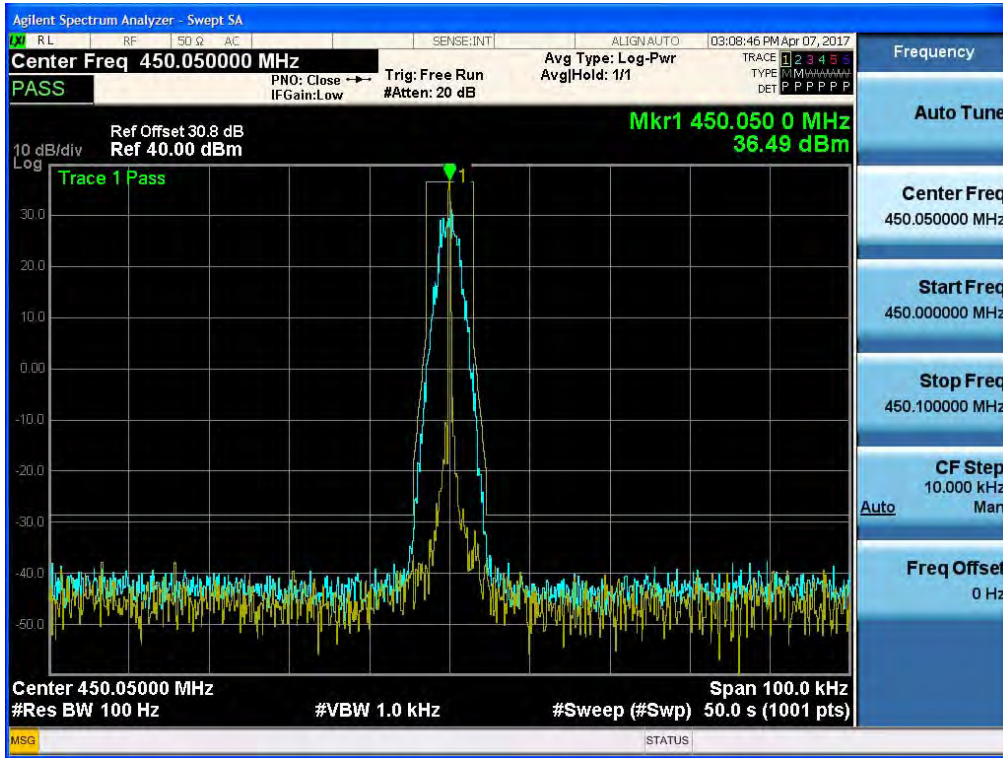
(4K00F1E, 4K00F1D, 4K00F7W _ 406.15 MHz)_High



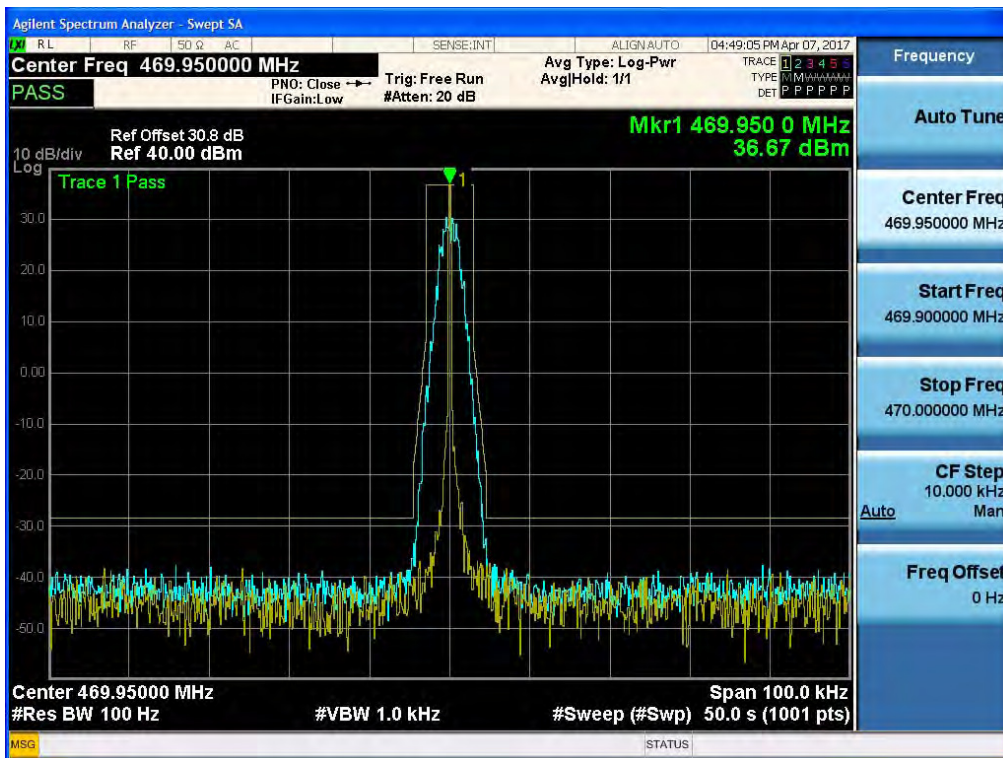
(4K00F1E, 4K00F1D, 4K00F7W _ 429.95 MHz)_High



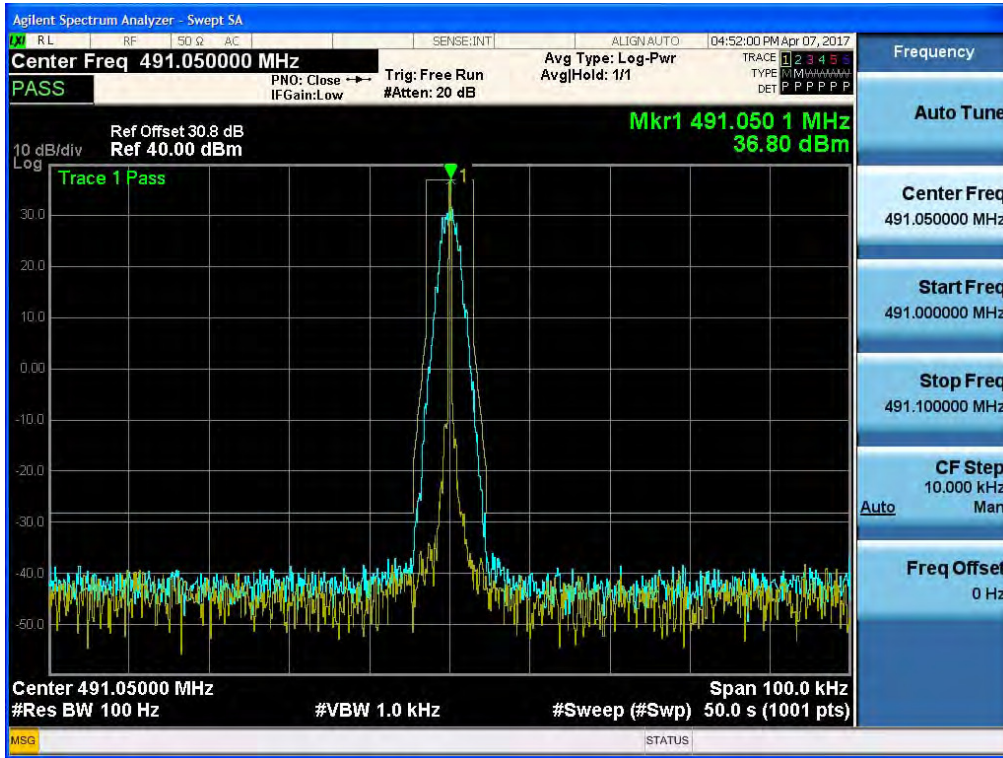
(4K00F1E, 4K00F1D, 4K00F7W _ 450.05 MHz)_High



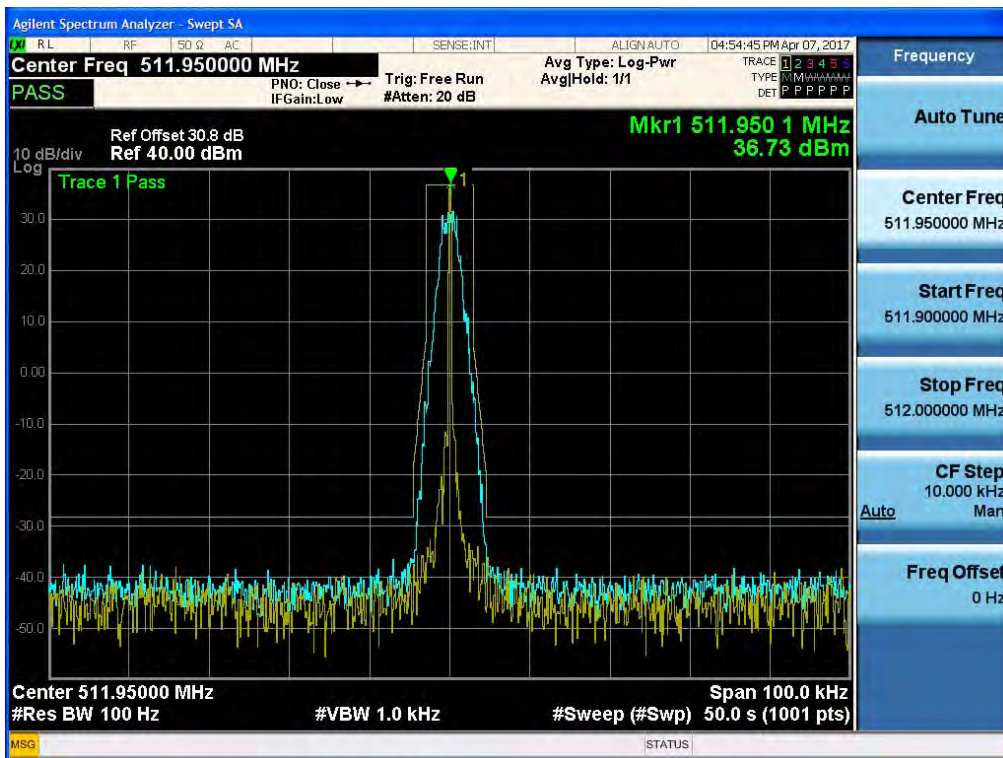
(4K00F1E, 4K00F1D, 4K00F7W _ 469.95 MHz)_High



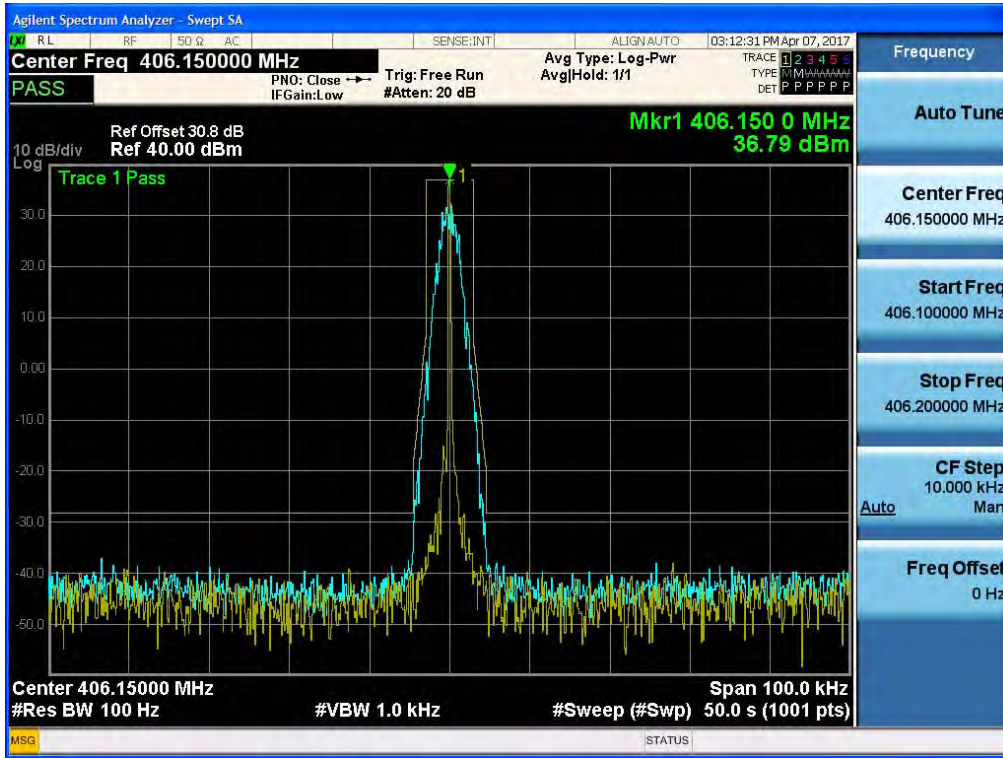
(4K00F1E, 4K00F1D, 4K00F7W _ 491.05 MHz)_High



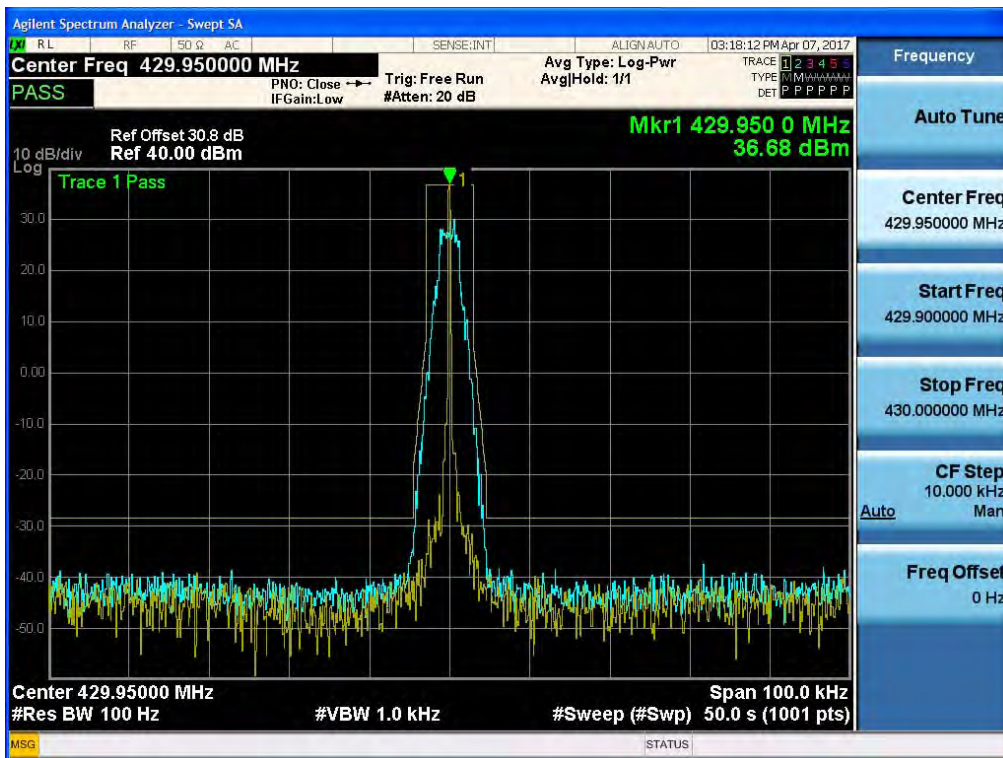
(4K00F1E, 4K00F1D, 4K00F7W _ 511.95 MHz)_High



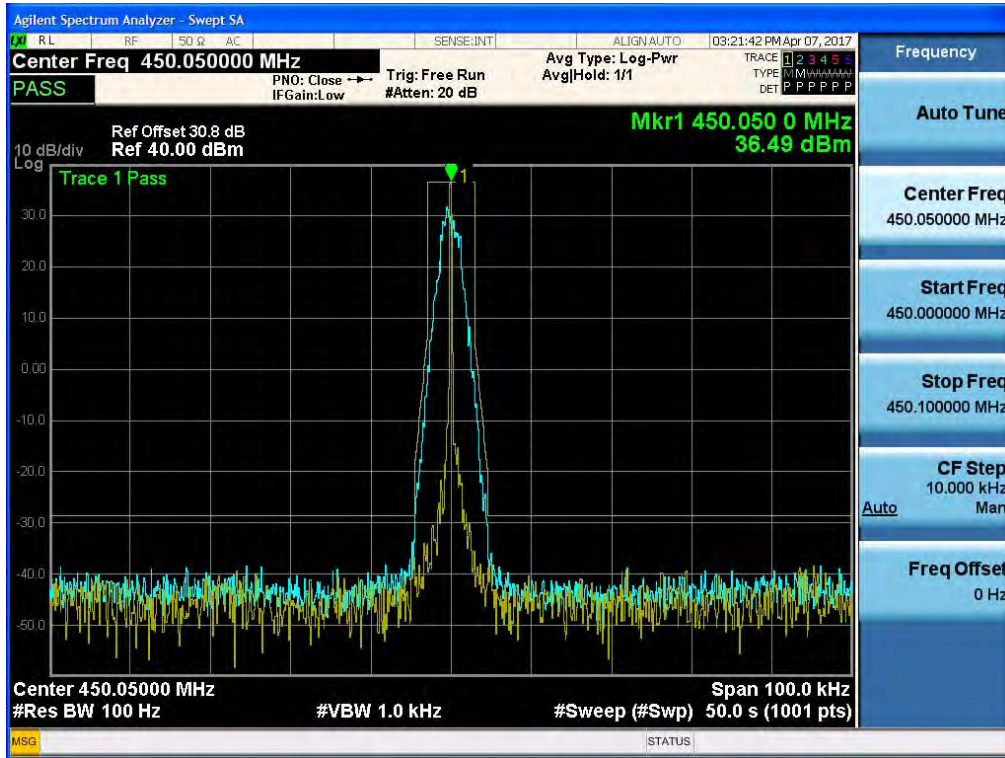
(4K00F1E, 4K00F1D, 4K00F7W _ 406.15 MHz)_Low



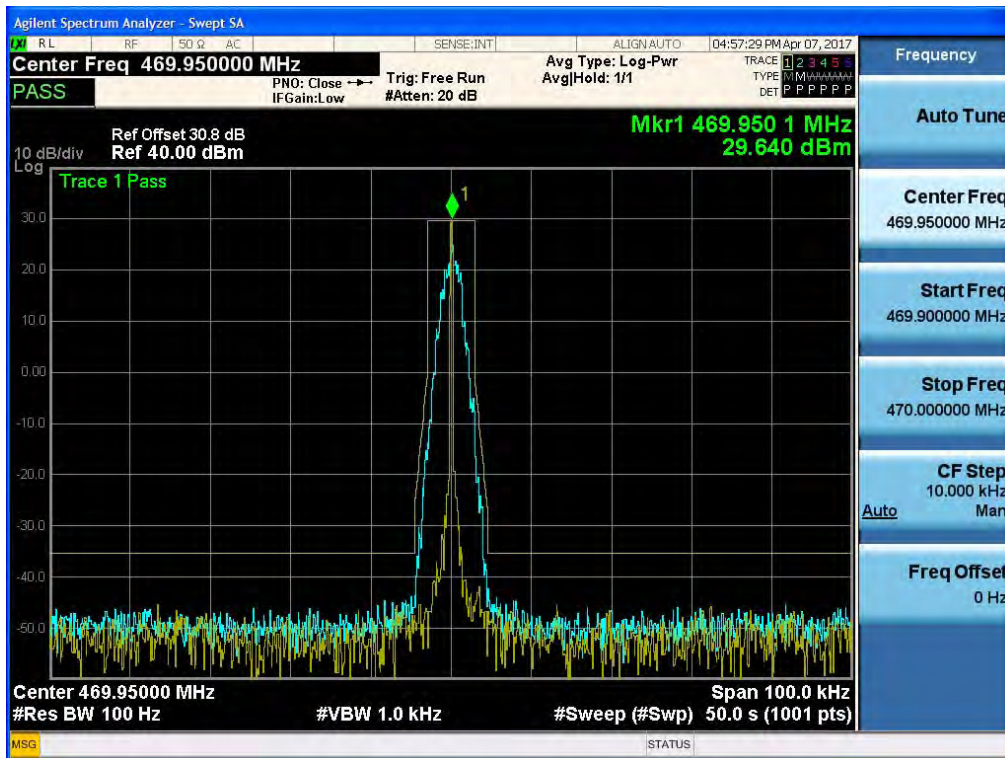
(4K00F1E, 4K00F1D, 4K00F7W _ 429.95 MHz)_Low



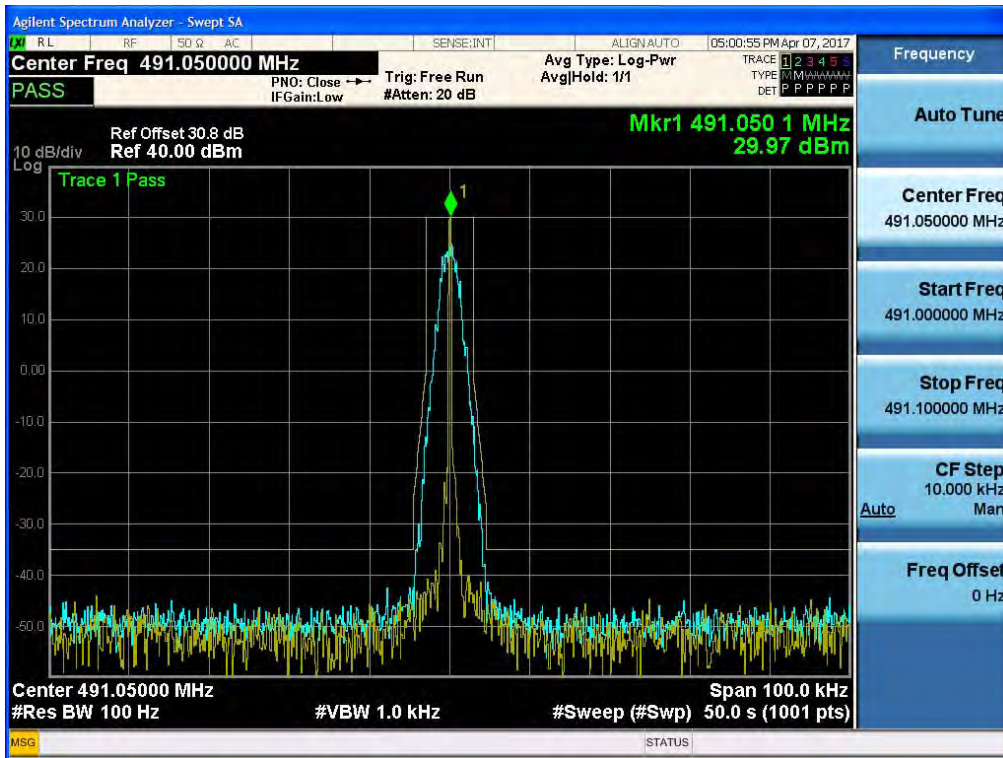
(4K00F1E, 4K00F1D, 4K00F7W _ 450.05 MHz)_Low



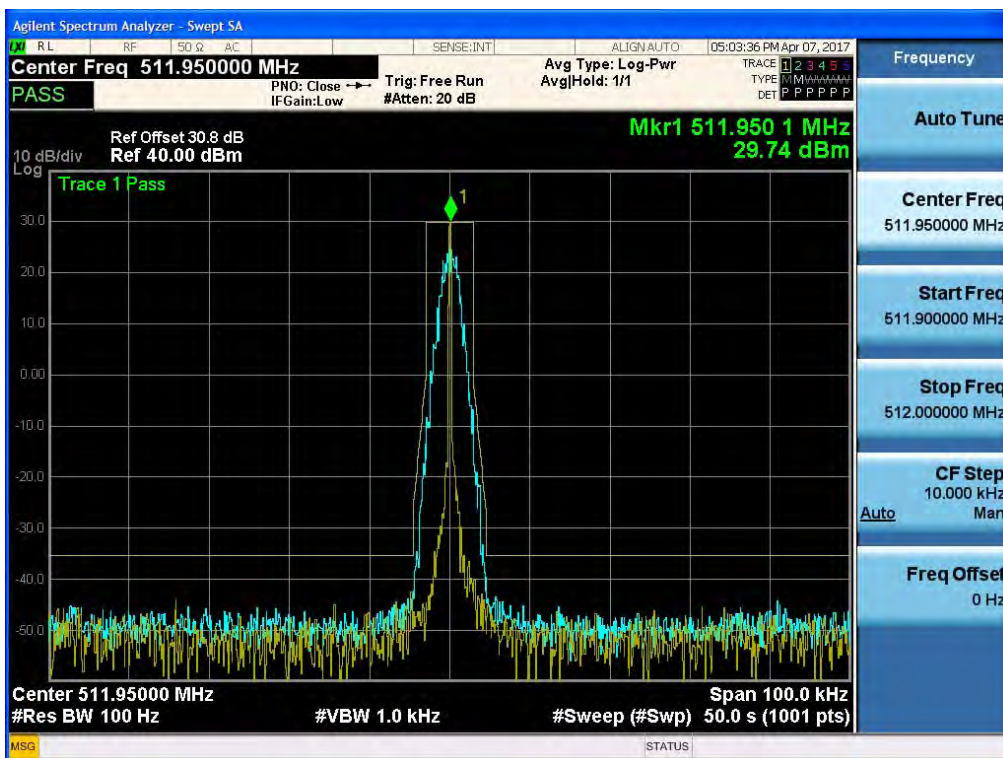
(4K00F1E, 4K00F1D, 4K00F7W _ 469.95 MHz)_Low



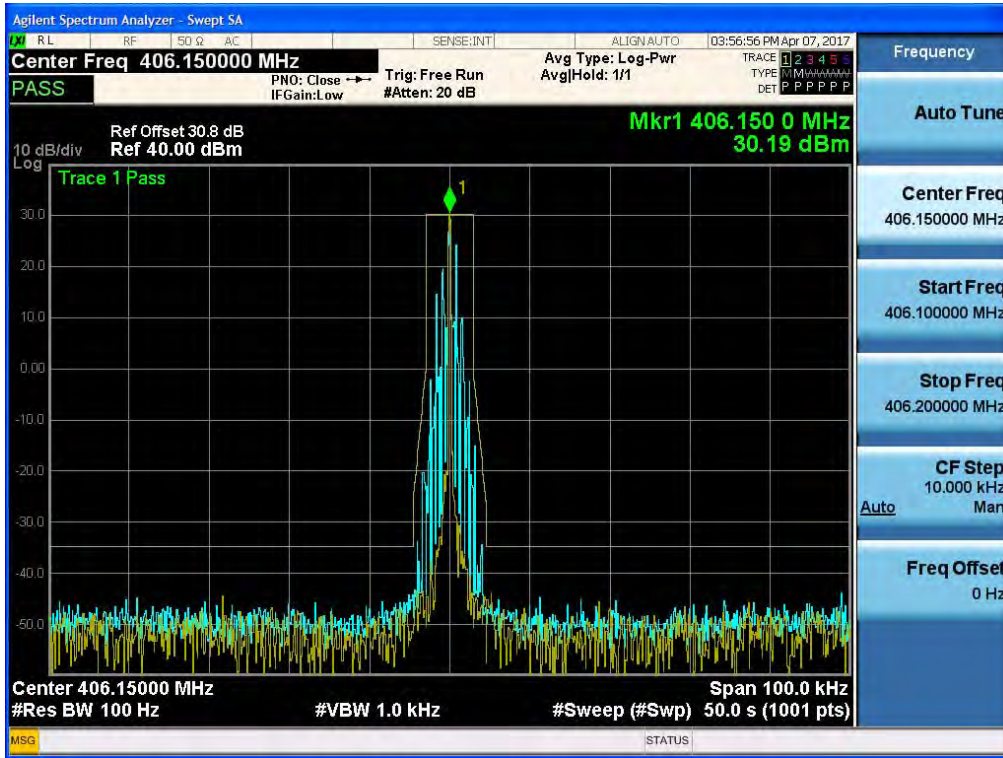
(4K00F1E, 4K00F1D, 4K00F7W _ 491.05 MHz)_Low



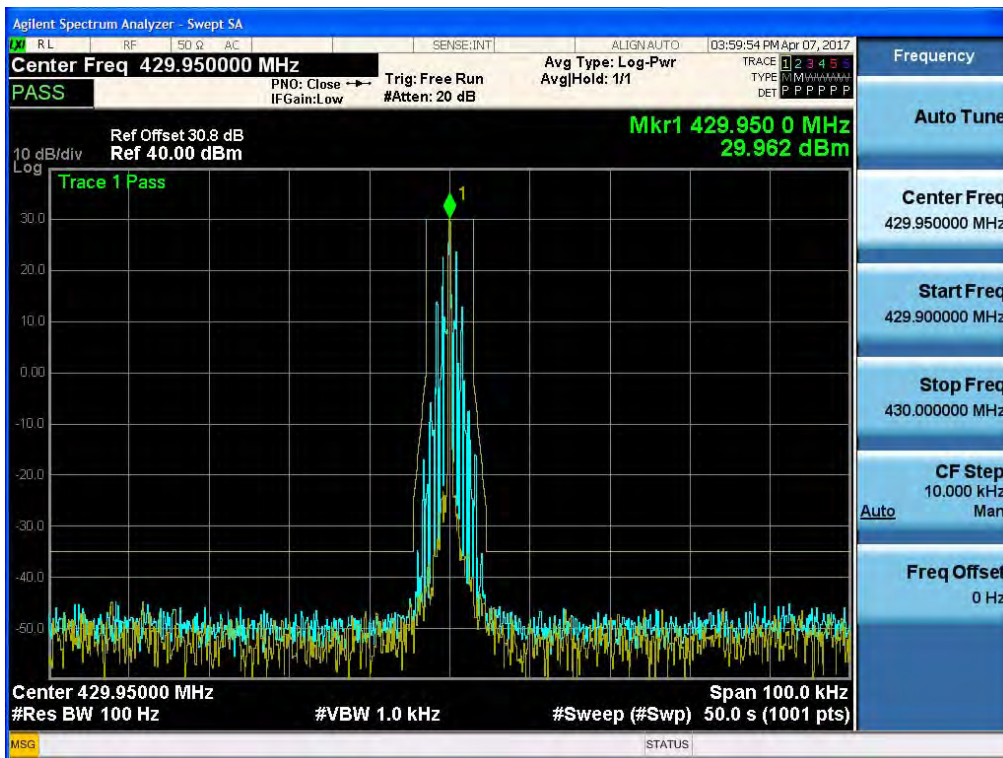
(4K00F1E, 4K00F1D, 4K00F7W _ 511.95 MHz)_Low



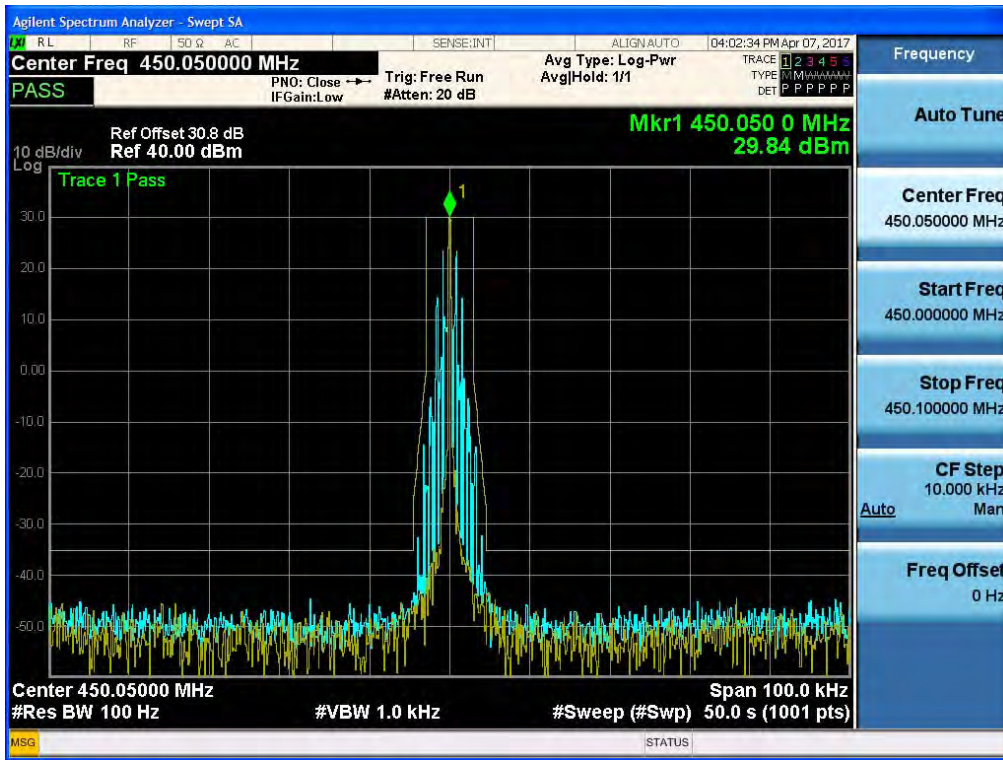
(4K00F2D_ 406.15 MHz)_Low



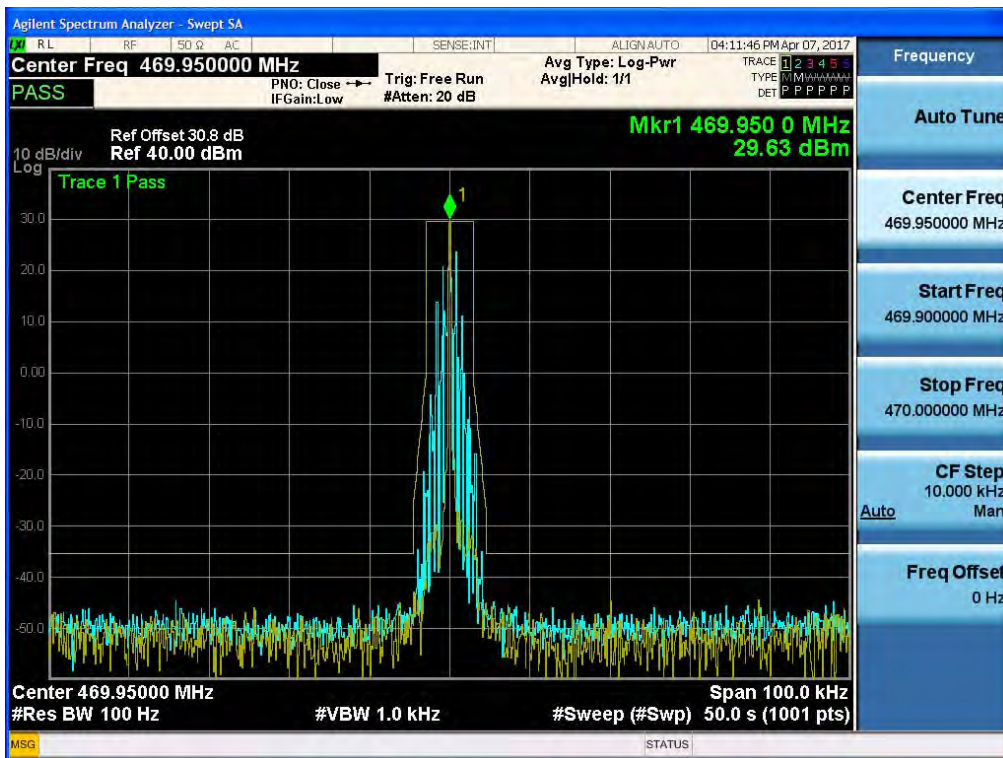
(4K00F2D_ 429.95 MHz)_Low



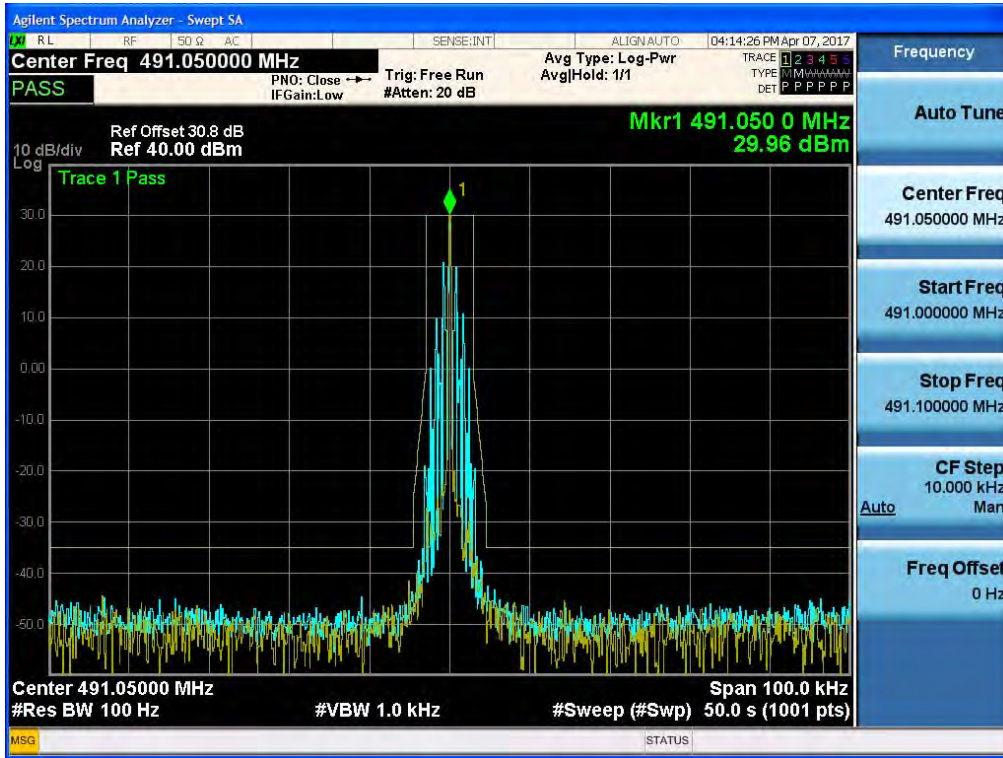
(4K00F2D_ 450.05 MHz)_Low



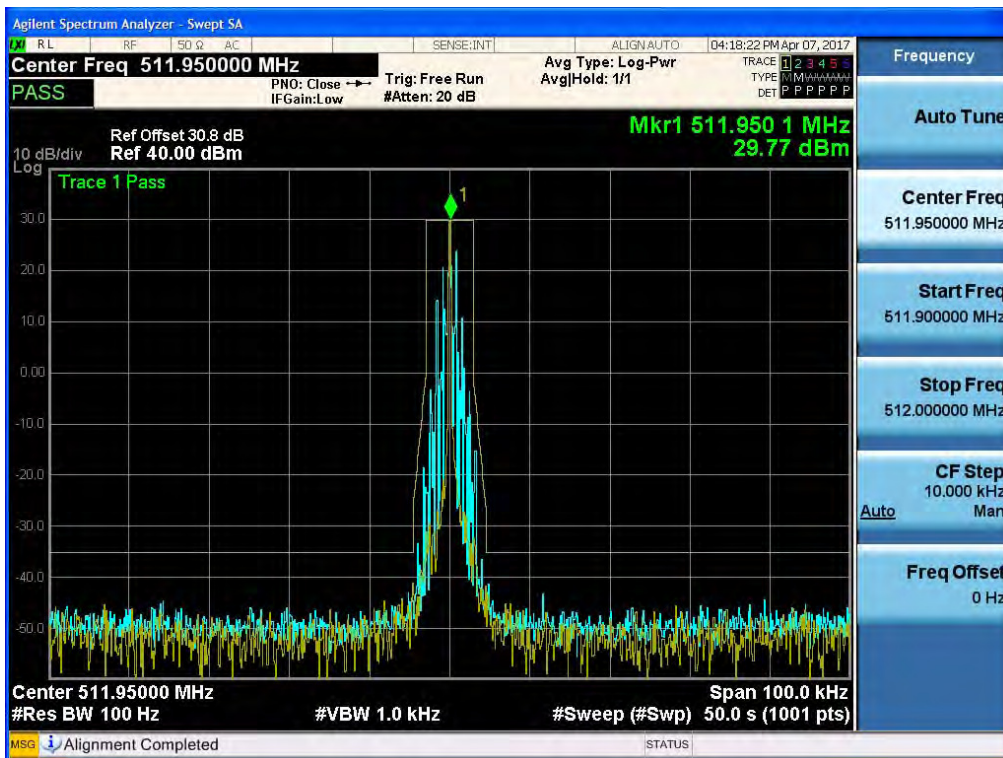
(4K00F2D_ 469.95 MHz)_Low



(4K00F2D_ 491.05 MHz)_Low



(4K00F2D_ 511.95 MHz)_Low

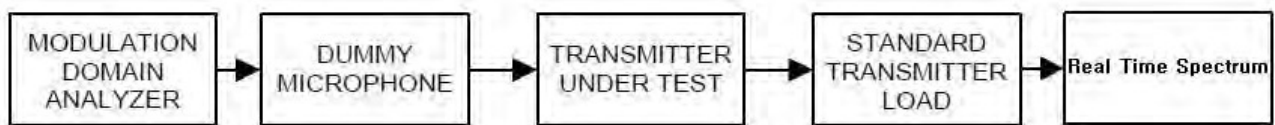


7.7 Transient Frequency Behavior

■ Definition

Transient frequency behavior is a measure of the difference, as a function in time, of the actual transmitter frequency to the assigned transmitter frequency when the transmitted RF output power is switched on or off.

■ TEST CONFIGURATION



■ TEST PROCEDURE

According to 2.2.19 in TIA-603-D Standard.

- a) Connect the equipment as illustrated.
- b) Connect the output of the standard transmitter load to the RF power meter.
Supply sufficient attenuation via the RF attenuator to provide a level that is approximately 40 dB below the maximum allowable input to the modulation domain analyzer.
- c) Unkey the transmitter.
- d) Disconnect the RF power meter and connect the modulation domain analyzer in its place.
Set the envelope trigger of the modulation domain analyzer to the minimum level that will trigger when the transmitter is keyed.
- e) Reduce the attenuation of the RF attenuator so that the input to the modulation domain analyzer is increased by 30 dB when the transmitter is keyed.
- f) Set the modulation domain analyzer to trigger on the rising edge of the waveform in order to capture a single-shot turn-on of the transmitter signal.
- g) Adjust the display of the modulation domain analyzer for proper viewing of the transmitter transient behavior. Set the time base reference to the left for observing the transmitter turn-on transient.
- h) Key the transmitter.
- i) Observe the stored display of the modulation domain analyzer.
The signal trace shall be maintained within the allowable limits during the periods t_1 and t_2 , and shall also remain within limits following t_2 .