


APPENDIX


PHOTOGRAPHS OF SET-UP

1 **Conducted disturbance at mains terminals**
PC Communication mode




Note : Maintaining 10cm spacing between all the equipment cabinets.

**2 Conducted disturbance at mains terminals
USB Host mode**





Note : Maintaining 10cm spacing between all the equipment cabinets.

**3 Radiated disturbance
PC Communication mode**



Note : Maintaining 10cm spacing between all the equipment cabinets.

**4 Radiated disturbance
PC Communication mode**



Note : Maintaining 10cm spacing between all the equipment cabinets.