

APPENDIX

PHOTOGRAPHS OF MEASUREMENT SET-UP

10.1 Carrier Output Power (Conducted)




10.2 Unwanted Emission (Conducted Spurious)




10.3 Field Strength of Spurious Radiation : Front view




10.3 Field Strength of Spurious Radiation : Rear view



10.4 Emission Masks



10.5 Transient Frequency Behavior



10.6 Audio Frequency Response



10.7 Modulation Limiting



10.8, 10.9 Frequency Stability : Outer view



10.8, 10.9 Frequency Stability : Inner view

