


B. PHOTOGRAPHS OF EMISSION SET-UP


B.1 Radiated Spurious Emissions below 30 GHz





B.2 Radiated Spurious Emissions 30 – 1000 MHz



B.3 Radiated Spurious Emissions above 1 GHz



B.4 AC Conducted Emissions



C. PHOTOGRAPHS OF EUT Axis

C.1 EUT Axis



X



Y



Z