


## SECTION 10. PHOTOGRAPHS OF MAXIMUM EMISSION SET-UP

### 10.1 Conducted disturbance at mains terminals 10.1.1 KPG-36X





Note : Maintaining 10cm spacing between all the equipment cabinets.

10.1 Conducted disturbance at mains terminals  
10.1.2 KPG-46X





Note : Maintaining 10cm spacing between all the equipment cabinets.

**10.2 Radiated disturbance**  
**10.2.1 KPG-36X**



Note : Maintaining 10cm spacing between all the equipment cabinets.

10.2.2 KPG-46X



Note : Maintaining 10cm spacing between all the equipment cabinets.