

# APPENDIX

## PHOTOGRAPHS OF MEASUREMENT SET-UP

### 10.1 Carrier Output Power (Conducted)




**10.2 Unwanted Emission (Conducted Spurious)**



**10.3 Field Strength of Spurious Radiation : Front view**



**10.3 Field Strength of Spurious Radiation : Rear view**






#### 10.4 Emission Masks



### 10.5 Transient Frequency Behavior






### 10.6 Audio Frequency Response



### 10.7 Modulation Limiting





**10.8, 10.9 Frequency Stability : Outer view**



**10.8, 10.9 Frequency Stability : Inner view**

