



APPENDIX

Photographs


PHOTOGRAPHS OF MAXIMUM EMISSION SET-UP

1 Conducted disturbance at mains terminals



Note : Maintaining 10cm spacing between all the equipment cabinets.

2 Radiated disturbance



Note : Maintaining 10cm spacing between all the equipment cabinets.