


# APPENDIX

## PHOTOGRAPHS OF MEASUREMENT SET-UP

### 10.1 Carrier Output Power (Conducted)




### 10.2 Unwanted Emission (Conducted Spurious)



**10.3 Field Strength of Spurious Radiation : Front view**




**10.3 Field Strength of Spurious Radiation : Rear view**






**10.4 Emission Masks**  
**<FM Modulation Case>**



**<CW ID Modulation Case>**



### 10.5 Transient Frequency Behavior



### 10.6 Audio Frequency Response





### 10.7 Modulation Limiting



**10.8, 10.9 Frequency Stability : Outer view**



**10.8, 10.9 Frequency Stability : Inner view**

