

APPENDIX

PHOTOGRAPHS OF MEASUREMENT SET-UP

10.1 Carrier Output Power (Conducted) <FM Modulation Case>



<CW ID Modulation Case>



10.2 Unwanted Emission (Conducted Spurious)




10.3 Field Strength of Spurious Radiation : Front view




10.3 Field Strength of Spurious Radiation : Rear view




10.4 Emission Masks
<FM Modulation Case>



<CW ID Modulation Case>



10.5 Transient Frequency Behavior



10.6 Audio Frequency Response



10.7 Modulation Limiting



10.8, 10.9 Frequency Stability : Outer view



10.8, 10.9 Frequency Stability : Inner view



10.10 Receiver Spurious Emission (Radiated) : Front view



10.10 Receiver Spurious Emission (Radiated) : Rear view

