


# **APPENDIX**

## PHOTOGRAPHS OF MEASUREMENT SET-UP

### 10.1 Carrier Output Power (Conducted)

Accordance with TIA-603-C 2.2.1.2



### 10.2 Unwanted Emission (Conducted Spurious)

Accordance with TIA-603-C 2.2.13.2



**10.3 Field Strength of Spurious Radiation : Front view**  
Accordance with TIA-603-C 2.2.12.2




**10.3 Field Strength of Spurious Radiation : Rear view**




### 10.4 Emission Masks

Accordance with TIA-603-C 2.2.11.2




### 10.5 Transient Frequency Behavior

Accordance with TIA-603-C 2.2.19.3



### 10.6 Audio Frequency Response

Accordance with TIA-603-C 2.2.6.2.2, 3.2.6.2




### 10.7 Modulation Limiting


Accordance with TIA-603-C 2.2.3.2



**10.8, 10.9 Frequency Stability : Outer view**  
Accordance with TIA-603-C 2.3.2.2



**10.8, 10.9 Frequency Stability : Inner view**



**10.10 Receiver Spurious Emission (Radiated) : Front view**  
Accordance with ANSI C63.4-2003 / RSS-Gen Section 4.8



**10.10 Receiver Spurious Emission (Radiated) : Rear view**

