

APPENDIX

PHOTOGRAPHS OF MEASUREMENT SET-UP

10.1 Carrier Output Power (Conducted)




10.2 Unwanted Emission (Conducted Spurious)



10.3 Field Strength of Spurious Radiation : Front view



10.3 Field Strength of Spurious Radiation : Rear view




10.4 Emission Masks




10.5 Transient Frequency Behavior



10.6 Audio Frequency Response



10.7 Modulation Limiting



10.8, 10.9 Frequency Stability : Outer view




10.8, 10.9 Frequency Stability : Inner view



10.10 Receiver Spurious Emission (Radiated) : Front view



10.10 Receiver Spurious Emission (Radiated) : Rear view



10.12 99% Occupied Bandwidth

