

APPENDIX


PHOTOGRAPHS OF MEASUREMENT SET-UP

Test setup in accordance with TIA-603-B 2.2.1.2 / RSS-119 Section 6.2



Carrier Output Power (Conducted)

Test setup in accordance with TIA-603-B 2.2.13.2 / RSS-119 Section 6.3



Unwanted Emission (Conducted Spurious)

Test setup in accordance with TIA-603-B 2.2.11.2 , TIA-603-B 2.2.3.2 / RSS-119 Section 6.4 , 6.6



Emission Masks, Modulation Limiting

Test setup in accordance with TIA-603-B 2.2.19.3 / RSS-119 Section 6.5



Transient Frequency Behavior

Test setup in accordance with TIA-603-B 2.2.6.2.2 / RSS-119 Section 6.6




Audio Frequency Response

Test setup in accordance with TIA-603-B 2.2.2.2 / RSS-119 Section 7



Frequency Stability (Voltage Variation)

Test setup in accordance with TIA-603-B 2.3.2.2 / RSS-119 Section 7




Frequency Stability (Temperature Stability) : Inner view




Frequency Stability (Temperature Stability) : Outer view

Test setup in accordance with TIA-603-B 2.2.12.2 / RSS-119 Section 6.3



Field Strength of Spurious Radiation : Front view



Field Strength of Spurious Radiation : Rear view