


# **APPENDIX**

## **Setup Photographs**

## PHOTOGRAPHS OF MEASUREMENT SET-UP


### 5.1 Carrier Output Power (Conducted) Accordance with TIA-603-C 2.2.1.2




### 5.2 Unwanted Emission (Conducted Spurious) Accordance with TIA-603-C 2.2.13.2



**5.3 Field Strength of Spurious Radiation : Front view**  
Accordance with TIA-603-C 2.2.12.2



**5.3 Field Strength of Spurious Radiation : Rear view**  
Accordance with TIA-603-C 2.2.12.2




#### 5.4 Emission Masks

Accordance with TIA-603-C 2.2.11.2




#### 5.5 Transient Frequency Behavior

Accordance with TIA-603-C 2.2.19.3



### 5.6 Audio Frequency Response

Accordance with TIA-603-C 2.2.6.2.2, 3.2.6.2



### 5.7 Modulation Limiting

Accordance with TIA-603-C 2.2.3.2



**5.8, 5.9 Frequency Stability : Outer view**  
Accordance with TIA-603-C 2.3.2.2



**5.8, 5.9 Frequency Stability : Inner view**  
Accordance with TIA-603-C 2.3.2.2

