

APPENDIX

PHOTOGRAPHS OF MEASUREMENT SET-UP


5.1 Carrier Output Power (Conducted)

Accordance with TIA-603-C 2.2.1.2




5.2 Unwanted Emission (Conducted Spurious)


Accordance with TIA-603-C 2.2.13.2



5.3 Field Strength of Spurious Radiation : Front view
Accordance with TIA-603-C 2.2.12.2



5.3 Field Strength of Spurious Radiation : Rear view



5.4 Emission Masks

Accordance with TIA-603-C 2.2.11.2



5.5 Transient Frequency Behavior

Accordance with TIA-603-C 2.2.19.3



5.6 Audio Frequency Response

Accordance with TIA-603-C 2.2.6.2.2, 3.2.6.2



5.7 Modulation Limiting

Accordance with TIA-603-C 2.2.3.2



5.8, 5.9 Frequency Stability : Outer view

Accordance with TIA-603-C 2.3.2.2



5.8, 5.9 Frequency Stability : Inner view



5.10 Receiver Spurious Emission (Radiated) : Front view
Accordance with ANSI C63.4-2003 / RSS-Gen Section 4.8



5.10 Receiver Spurious Emission (Radiated) : Rear view

